

SANUS Accessories

The perfect complement to any home theater

SANUS Elements™ is a quality line of accessories that includes screen care, surge protection and home theater installation products designed to enhance the use of residential high-end electronics.



HDMI cable pivoting head



SANUS Elements™ model ELM-701-B1 shown

SANUS Accessories

SCREEN CARE

MODEL ELM101 Screen Care Kit for LCD, plasma, and CRT TVs and monitors



DIMENSIONS (w x d x h)
6.6" x 2.4" x 5.6"
16.8 x 6 x 14.1 cm

FINISH
Mixed – ELM101-X1

FEATURES
Safe for use with all screens

INCLUDES
Screen cleaning gel
1.52 fl oz (45 ml)
Lint-free microfiber cloth
Convenient storage case

INCLUDES (cont.)
Touch-free tool with
microfiber wiping cloth
and anti-static carbon
fiber brush

MODEL ELM102 Screen Cleaning Gel for LCD, plasma, and CRT TVs and monitors



DIMENSIONS (w x d x h)
2.1" x 2.1" x 5.9"
5.4 x 5.4 x 14.9 cm

VOLUME
6.76 fl oz
200 mL

FINISH
Mixed – ELM102-X1

FEATURES
Lint-free microfiber
cleaning cloth easily
stores in cap
Ships in six-count self-
service retail display

INCLUDES
Screen cleaning gel
6.76 fl oz (200 mL)
Lint-free microfiber cloth

MODEL ELM104 Portable Screen Cleaning Kit for TVs, monitors, DVDs, CDs, camera lenses and other accessories



DIMENSIONS (w x d x h)
4.4" x 1.8" x 1.4"
11.1 x 4.4 x 3.7 cm

VOLUME
.0676 fl oz
2 ml

FINISH
Mixed – ELM104-X1

FEATURES
Solution conveniently stored
in handle when not in use
Touch-free wiping tool gently
cleans without scratching
Safe for use with all screens



SANUS Accessories

HDMI CABLES

NEW

MODELS
ELM4203
ELM4206
ELM4210

Pivoting HDMI Cables

DIMENSIONS (length)

ELM4203 – 3.28' / 1 m

ELM4206 – 6.56' / 2 m

ELM4210 – 9.84' / 3 m

FINISH

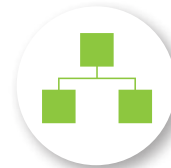
Black – ELM4203-B1

Black – ELM4206-B1

Black – ELM4210-B1



Head pivots 180° for placement in hard-to-reach ports



Ethernet channel delivers high-speed Internet connectivity to compatible devices, eliminating the need for a separate cable



Compatible with 3D TVs and 1080p video resolution for next generation display capability



Handles 1080p video resolution and beyond for next generation displays

INCLUDES

1 pivoted end and 1 straight end

NEW

MODELS
ELM4303
ELM4306
ELM4308

Super Slim HDMI Cables

DIMENSIONS (length)

ELM4303 – 3.3' / 1 m

ELM4306 – 6.5' / 2 m

ELM4308 – 8.2' / 2.5 m

FINISH

Black – ELM4303-B1

Black – ELM4306-B1

Black – ELM4308-B1



Connector is 40% shorter than conventional HDMI cables for easy installation behind ultra-thin TVs



Ethernet channel delivers high-speed Internet connectivity to compatible devices, eliminating the need for a separate cable



Compatible with 3D TVs and 1080p video resolution for next generation display capability



Ultra-flexible cable allows for easy bending to make connections in tight spaces

FINISH OPTIONS

Black

SANUS Accessories

POWER AND SURGE PROTECTION

MODEL ELM205 Flat-Panel HD Power Conditioner and Surge Protector



DIMENSIONS (w x d x h)
7.7" x 1.3" x 3.6"
19.6 x 3.3 x 9.1 cm

FINISH
Black – ELM205-B1

FEATURES
Low-profile design easily fits behind most wall mounts and furniture
2,700-Joule surge protection
Dual-stage EMI/RFI filters eliminate noise

FEATURES (cont.)
Compatible with ClickFit™ system
Combination Ethernet/phone jack — supports up to 100Base-T connection speeds

MODEL ELM203 Low-Profile Surge Protector



DIMENSIONS (w x d x h)
5.4" x 1.5" x 4.6"
13.7 x 3.8 x 11.7 cm

FINISH
Black – ELM203-B1

FEATURES
2,100-Joule surge protection and 330V clamping voltage
Outlets swivel 90° to place cables nearly flush with wall

FEATURES (cont.)
Low-profile design easily fits behind most wall mounts and furniture

FEATURES (cont.)
Combination Ethernet/phone jack — supports up to 100Base-T connection speeds

MODEL ELM202 Low-profile Surge Protector



DIMENSIONS (w x d x h)
4.1" x 2.3" x 6.5"
10.4 x 5.7 x 16.5 cm

FINISH
Black – ELM202-B1

FEATURES
2,100-Joule surge protection
Outlets swivel 90° to place cables nearly flush with wall
Low-profile design easily fits behind most wall mounts and furniture

FEATURES (cont.)
Input and output jacks protect phone/fax/modem and cable/satellite signal

MODEL ELM805 In-wall Power and Cable Management System; eliminates ground loop problems in remote equipment rooms



DIMENSIONS (w x d x h)
9.3" x 2.3" x 2.9"
23.5 x 5.7 x 7.3 cm

FINISH
Black – ELM805-B1
White – ELM805-W1

FEATURES
Simplifies installation of cables behind wall-mounted TVs
Electrical plug-in device attaches directly to existing AC grounded outlet
Includes 6' heavy-gauge power cord

FEATURES (cont.)
Routes low voltage cables and wires through wall and into AV components or power conditioner
Can be used in same room or remotely in AV component room

FINISH OPTIONS

Black

White

SANUS Accessories

CABLE MANAGEMENT

MODEL ELM301 Cable Tunnel Kit; conceals and routes even the most complex cable arrangements



DIMENSIONS (w x d x h)

3.1" x .9" x 20"
7.9 x 2.2 x 50.8 cm

FINISH

White – ELM301-W1

FEATURES

20" cable channels can be painted, cut and can turn a 90° angle

FEATURES (cont.)

Simple installation: attach wall clips to wall, secure cables and wires to fasteners and snap tunnels onto clips

INCLUDES

(3) 20" long wire channels
(1) 90° elbow
(6) Wall mounts & mounting hardware w/concrete anchors
(2) Joining clips

MODEL ELM302 Cable Tunnel Expansion Pack; conceals and routes even the most complex cable arrangements



DIMENSIONS (w x d x h)

3.1" x .9" x 20"
7.9 x 2.2 x 50.8 cm

FINISH

White – ELM302-W1

FEATURES

20" cable channels can be painted, cut and can turn a 45° and 90° angle

FEATURES (cont.)

Simple installation: attach wall clips to wall, secure cables and wires to fasteners, and snap tunnels onto clips

INCLUDES



(2) 20" long wire channels
(2) 45° elbow
(4) Wall mounts & mounting hardware w/concrete anchors
(1) 90° inside corner
(1) 90° outside corner
(1) Joining clips


FINISH OPTIONS


Paintable White


SANUS Accessories

MISCELLANEOUS ACCESSORIES

MODEL ELM701 Flat-Panel TV Anti-Tip Strap			
	DIMENSIONS (w x d x h) 3" x 1" x 56" 7.6 x 2.5 x 142.2 cm	FINISH Black – ELM701-B1	FEATURES Prevents accidental tipping Universal design fits nearly all TVs up to 60" Mounting hardware included
	COMPATIBLE TV SIZE up to 60"		COMPATIBILITY Look for this icon for compatible furniture 
WEIGHT CAPACITY		200 lbs / 9.7 kg	

MODEL ELMEZIC2, ELMEZIC12 EZ Bracket			
	DIMENSIONS (w x d x h) ELMEZIC – 32" x 14" x 0.90" 81.28 x 35.56 x 2.29 cm	FEATURES Universal template fits all popular brands of speakers Pre-printed ruler ensures perfect alignment with studs and installed can lights	FEATURES (cont.) Simply assemble and attach the corrugated frame directly to ceiling joists for easy installation Provided metal ring prevents cut through with RotoZip® tool
	DIMENSIONS (w x d x h) ELMEZIC12 – 32" x 14" x 0.90" 81.28 x 35.56 x 2.29 cm		

MODEL ELM501 All-in-one IR repeater kit			
	DIMENSIONS (w x d x h) 4.3" x 1" x 1" 10.8 x 2.5 x 2.5 cm	FEATURES Replicates infrared signals from remotes Tabletop, hole mounting options	FEATURES (cont.) Includes elements to control 4 components Filters undesirable signals
	FINISH Black – ELM501-B1		INCLUDES IR receiver and repeater hub 4 repeaters 5 holsters Power supply

MODEL ELM803 In-wall low voltage box			
	DIMENSIONS (w x d x h) 8.1" x 2.5" x 6.5" 20.7 x 6.4 x 16.5 cm	FEATURES Works with and without ClickFit™ system Cable routing holes Cable tie-downs to secure or route wires	FEATURES (cont.) 56 cubic inches of space
	FINISH Black – ELM803-B1		COMPATIBLE MOUNTS VLMF109, VLF220, VLF210, LF228, XF228, VXF220, VLT15, LT25, LMT15, LL22

FINISH OPTIONS

Black