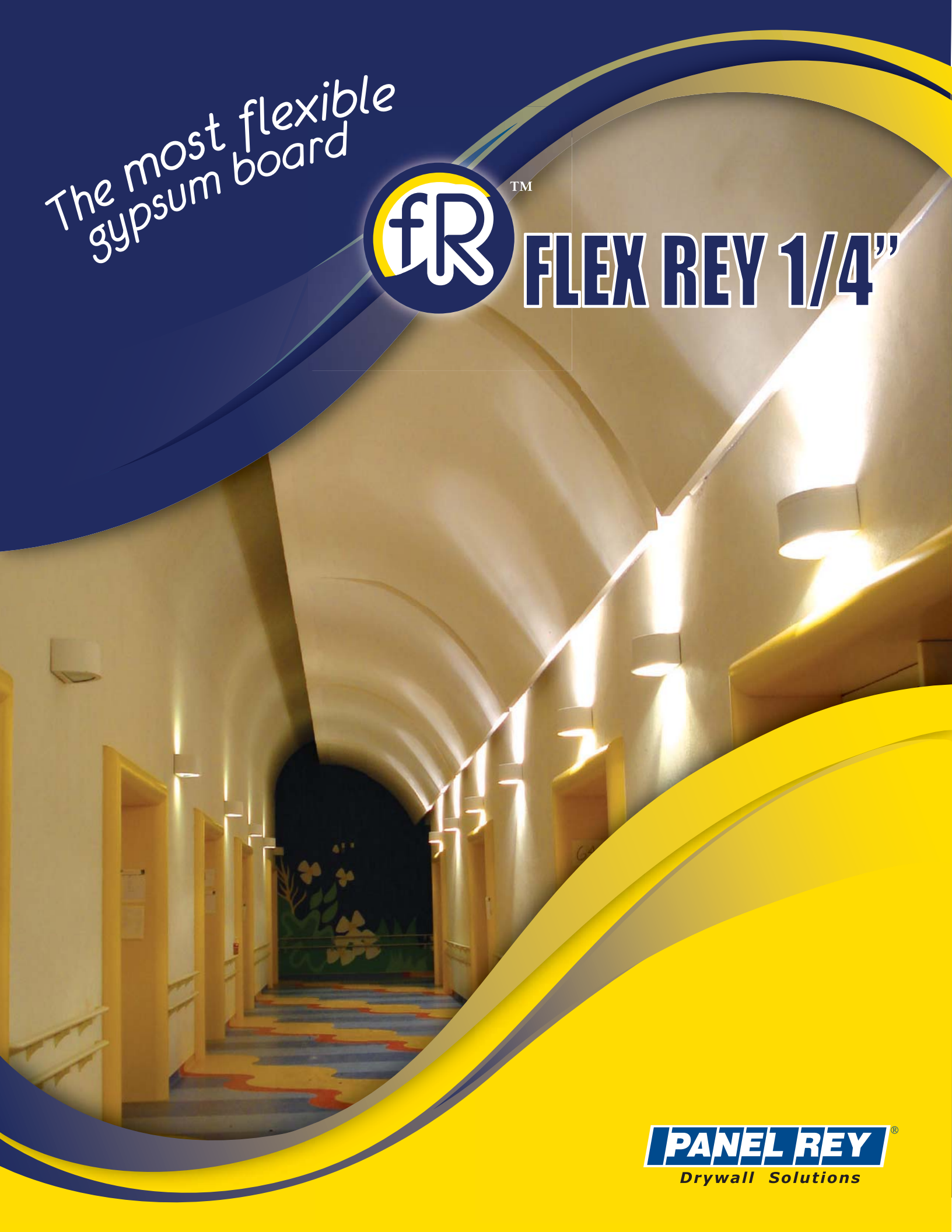


The most flexible
gypsum board



TM

FLEX REY 1/4"




PANEL REY[®]
Drywall Solutions

FLEX REY 1/4" Drywall

Description

The 1/4" Flex Rey® Drywall is a product that has a non-combustible core made of gypsum and covered on both sides with 100% recycled paper.

The paper on the front covers the edges throughout its length for a higher strength and protection of the core. The ends are carefully grinded in a square cut; the 1/4" Flex Rey® Drywall has a beveled edge. Panel Rey® products are asbestos-free.



Advantages

- Lightest drywall in the market.
- Affordable materials.
- Fast, clean and safe to install.
- Achieves a deflection higher than any other regular drywall.
- Specially designed to build curved surfaces and arcs.
- Allows different finishes.

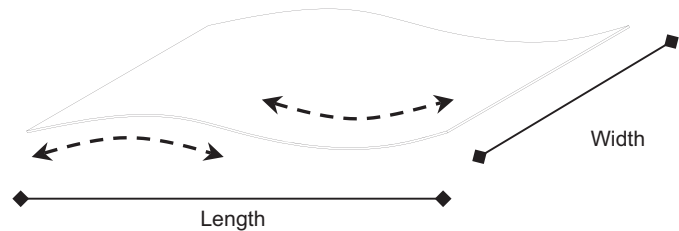
Basic Applications

The 1/4" Flex Rey drywall is used as a material to cover and protect curved walls and ceilings, arches, handrails for spiral stairs among others, in both, new construction or remodeling work. It is designed to be directly attached with screws, nails or adhesives, to wood, metal or even existing surfaces.

Examples of shapes the 1/4" Flex Rey® drywall can acquire:

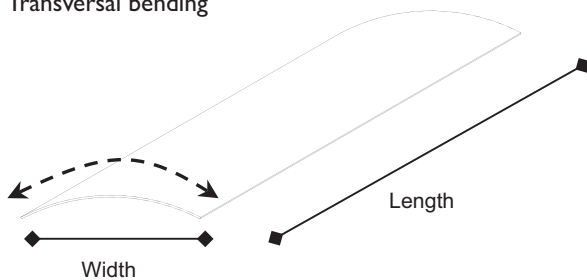
Convex Surfaces

Longitudinal bending



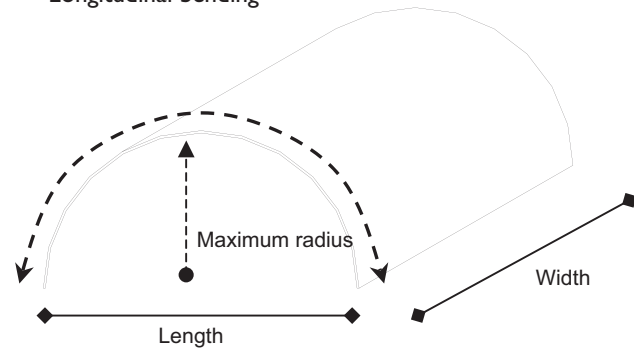
Concave Surfaces

Transversal bending



Arches

Longitudinal bending



Good installation practices

Installation:The temperature of the work must be kept at no less than 10° C for the application of adhesives on the drywall during the joint treatment, texturing and decoration. Proper ventilation in the workspace is a requirement.

Decoration:The designer, contractor or owner must review the Gypsum Association GA-214-97 "Recommended Levels of Gypsum Board Finish" newsletter to select the appropriate level of finish and to obtain the desired result.

Curved surfaces:To apply drywall on curved surfaces attach one end of the drywall and start pushing, gradually and carefully, towards the other end, forcing the center against the frame until the desired curvature is achieved.To achieve radii smaller than those shown in the following table, damp the front and back surfaces of the drywall with water, allowing the core to be moisturized for a period of at least 1 hour.When the drywall gets dried again, it will return to its original hardness.

Limitations

1/4" Flex Rey® drywalls are designed to be used indoors only.Avoid exposing them to temperatures higher than 50° C, for example, next to burners, furnaces or heaters.Avoid exposure to excessive or continuous moisture before, during and after installation, for example, in swimming pools, saunas or steam rooms. Eliminate sources of moisture immediately. Follow the recommendations specified in ASTM C-840.

* Not recommended for use in flat soffits.

Handling and storage

The 1/4" Flex Rey® drywall does not generate or promote the growth of mold and mildew while transported, stored, handled, and installed. It must be stored in an area that protects it from inclement weather to stay dry. During its transportation it must be protected with some type of cover in good condition, which should be removed upon its arrival to avoid conditions that will developed the growth of microorganisms.

Do not store drywall on the ground. Enough seaters must be used to provide the required support along the drywall and avoid the material to be bulged. Have special care to avoid damage in the edges of the product and assure a better installation work. Drywall must be always loaded laid down, never on its edges or ends.

Applicable standards

Manufactured by:	ASTM C-1396 Section 5 ASTM C-473
Installation:	ASTM C-840
Surface Burning Characteristics:	ASTM E-84
Flame spread	0
Smoke developed	0

Product data

Nominal Dimensions					
Thickness	Width	Length*	Weight 4'x8'	Edge type	Thermal resistance "R"
1/4" (6.4 mm)	4' (1219mm)	8'-12' (2438mm - 3658mm)	29.1 lb (13.2kg)	Beveled / Square**	0.22

* Special lengths are available upon request. Some restrictions apply.

** Square edge available upon request. Some restrictions apply.



Propiedades Físicas									
Characteristics	Flexural Strength (Parallel to fiber)	Flexural Strength (Across to fiber)	Nail Pull	Core Hardness	Edge Hardness	Nominal Thickness	Width	Length	End Squareness
UNITS	Lb _f	Lb _f	Lb _f	Lb _f	Lb _f	in/1000	in	in	in
ASTM 1/4"	16	46	36	20	15	275 ±12	Nom ±0.94	Nom ±0.25	±0.13



For more information contact us:

Customer Service USA

1 800 862 9022

Phone

+52 (81) 8345-0055

E-mail

contact.us@gpromax.com

Web Site

www.panelrey.com

Panel Rey S.A.
Serafín Peña #935 Sur Col. Centro
Z.C. 64000 Monterrey, N.L.

PANEL REY[®]
Drywall Solutions