

# Paper Towel Dispensers



**NEW**

**Cost Saving features for Automatic, Universal Roll Towel Dispensers (see page 5)**

## **B-2974 AUTOMATIC, UNIVERSAL SURFACE-MOUNTED ROLL TOWEL DISPENSER**

Satin-finish stainless steel. Door has tumbler lock and piano-hinge. Unit 15 <sup>3</sup>/<sub>16</sub>" W, 18 <sup>1</sup>/<sub>4</sub>" H, 9 <sup>1</sup>/<sub>16</sub>" D (385 x 465 x 230mm). Barrier-Free, 60-66" (1525-1675mm). Battery requirements: 4 Alkaline D Cells (not included). Patented.

**3974-57 AC External Adapter (6V)** available.

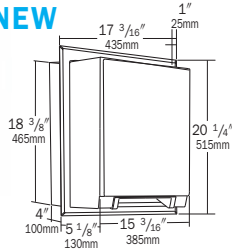


## **B-2860 SURFACE-MOUNTED ROLL TOWEL DISPENSER**

Satin-finish stainless steel. Touch-free, pull-towel mechanism dispenses 12" (305mm) length per pull [1.8 lbs (8.0 N)] of universal towels. Accommodates 8" (205mm) wide, up to 8" (205mm) diameter rolls, 800 ft (244m) long, plus 3 <sup>1</sup>/<sub>2</sub>" (90mm) dia. stub roll with automatic transfer. Door has tumbler lock and piano-hinge. Unit 11 <sup>3</sup>/<sub>4</sub>" W, 15" H, 9" D (300 x 380 x 230mm). Av. Mtg. Ht.: 67-74" (1700-1880mm) to top of unit; Barrier-Free 60-66" (1525-1675mm). Patented.



**NEW**



**Cost Saving features for Automatic, Universal Roll Towel Dispensers (see page 5)**

## **B-29744 AUTOMATIC, UNIVERSAL SEMI-RECESSED ROLL TOWEL DISPENSER**

Similar to B-2974 with seamless satin-finish stainless steel beveled flange. Designed for semi-recessed installation in wall opening 16" W, 18 <sup>7</sup>/<sub>8</sub>" H, 4" D (405 x 480 x 100mm). Extends 5 <sup>1</sup>/<sub>8</sub>" (130mm) from wall. Patented.

**3974-57 AC External Adapter (6V)** available.



## **B-72860 SURFACE-MOUNTED ROLL PAPER TOWEL DISPENSER**

Durable plastic construction; translucent cover. Touch-free, pull towel mechanism dispenses 12" (305mm) length per pull [1.8 lbs (8.0 N)] of universal towels. Accommodates 8" (205mm) wide, up to 8" (205mm) diameter rolls, 800 ft (244m) long, plus 3 <sup>1</sup>/<sub>2</sub>" (90mm) diameter stub roll with automatic transfer. Locking cabinet with removable and permanent keys. Unit 12 <sup>1</sup>/<sub>2</sub>" W, 15 <sup>1</sup>/<sub>2</sub>" H, 9 <sup>1</sup>/<sub>2</sub>" D (320 x 395 x 240mm). Patented.



**NEW**

**Cost Saving features for Automatic, Universal Roll Towel Dispensers (see page 5)**

## **3974-50 AUTOMATIC, UNIVERSAL ROLL TOWEL DISPENSER MODULE**

Satin-finish stainless steel. Interchangeable convertible module designed for installation in B-3944 and B-3961 purchased after July 2006, or for retro-fitting in earlier B-3900 and B-3944 models, and other manufacturers' similar units. Extends 5 <sup>1</sup>/<sub>8</sub>" (130mm) from wall. Patented.

**3974-57 AC External Adapter (6V)** available.



## **B-52860 MatrixSeries SURFACE-MOUNTED ROLL PAPER TOWEL DISPENSER**

Durable ABS plastic; grey color. Delivers preset length of paper towel: 2" or 4" (50 or 100mm) per stroke. 4" (100mm) stub roll. Accepts standard core rolls 7 <sup>1</sup>/<sub>4</sub>" to 8" (185 to 205mm) wide, up to 8" diameter (205mm). Unit 11 <sup>5</sup>/<sub>8</sub>" W, 15 <sup>1</sup>/<sub>16</sub>" H (295 x 385mm), wall to lever 10 <sup>1</sup>/<sub>8</sub>" (255mm). Patented.



**NEW**

**Cost Saving features for Automatic, Universal Roll Towel Dispensers (see page 5)**

## **B-72974 AUTOMATIC, UNIVERSAL SURFACE-MOUNTED ROLL TOWEL DISPENSER**

Durable plastic construction; translucent navy cover. Locking cabinet. Unit 12 <sup>3</sup>/<sub>8</sub>" W, 15 <sup>1</sup>/<sub>4</sub>" H, 9 <sup>1</sup>/<sub>2</sub>" D (310 x 385 x 240mm). Operates with 4 "D" alkaline batteries (not included) or 6-volt DC power supply. Patented.

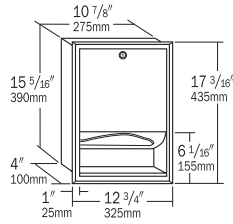
**3974-57 AC External Adapter (6V)** available.



## **B-253 SURFACE-MOUNTED ROLL TOWEL DISPENSER**

Heavy-duty aluminum casting, satin finish. Molded plastic spindle has concealed locking device; removed with special key furnished. Controlled delivery. Holds paper towel rolls up to 6" (150mm) diameter. Unit 12 <sup>1</sup>/<sub>2</sub>" wide and projects 4 <sup>7</sup>/<sub>8</sub>" from wall (320 x 125mm).

# Paper Towel Dispensers



## ⚡B-359 ClassicSeries RECESSED PAPER TOWEL DISPENSER



Satin-finish stainless steel. Seamless beveled flange. Dispenses 350 C-fold or 475 multifold towels. Door equipped with full-length stainless steel piano-hinge at bottom; swings down for easy filling. Rough Wall Opening: 11 1/4" W, 15 5/8" H, 4" min. depth (285 x 395 x 100mm). Av. Mtg. Ht.: 67" (1700mm) to top of unit; Barrier-Free, 52 1/2" (1335mm).

⚡369-130 TowelMate Accessory

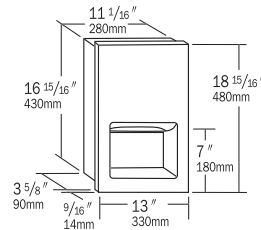


## ⚡B-2621 ClassicSeries SURFACE-MOUNTED PAPER TOWEL DISPENSER

Satin-finish stainless steel. Dispenses 200 C-fold or 275 multifold towels. Door has knob-latch. Hemmed towel tray opening. Unit 10 3/4" W, 7 1/8" H, 4" D (275 x 180 x 100mm). Av. Mtg. Ht.: 58-62" (1475-1575mm) to top of unit; Barrier-Free, 47" (1195mm).

⚡B-26212 Similar to B-2621, but with tumbler lock.

⚡262-130 TowelMate Accessory



## B-35903 TrimLineSeries RECESSED PAPER TOWEL DISPENSER



Satin-finish stainless steel. Door has 90° return, conceals flange. Dispenses 300 C-fold or 400 multifold towels. Rough Wall Opening: 11 1/2" W, 17 1/4" H, 3 3/4" min. depth (290 x 440 x 95mm). Av. Mtg. Ht.: 67" (1700mm) to top of unit; Barrier-Free, 52" (1320mm).

⚡369-130 TowelMate Accessory



## ⚡B-263 SURFACE-MOUNTED PAPER TOWEL DISPENSER

Satin-finish stainless steel. Tumbler lock on top of cabinet. Dispenses 400 singlefold towels. Cabinet slots indicate refill time. Unit 12 1/8" W, 7 1/4" H, 6 1/8" D (310 x 185 x 155mm).

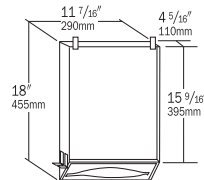


**NEW**

## ⚡B-4262 ConturaSeries SURFACE-MOUNTED PAPER TOWEL DISPENSER WITH TowelMate

Satin-finish stainless steel. Tumbler lock on top of cabinet. Door swings down for loading towels. Dispenses 400 C-fold or 525 multifold towels. Cabinet slots indicate refill time. Unit 10 13/16" W, 13 1/4" H, 4 7/8" D (275 x 335 x 125mm).

Note: See page 8 for TowelMates for existing units.



## B-318 RECESSED PAPER TOWEL DISPENSER



Satin-finish stainless steel. Dispenses 600 C-fold or 800 multifold towels. Towels load into bottom of cabinet concealed behind wall or mirror; only the towel tray is visible. Rough Wall Opening: 12" W, 18 1/4" H (305 x 465mm) to accept cabinet height, plus 6" (150mm) min. clearance space below towel tray; 4 1/2" (115mm) min. depth. Av. Mtg. Ht.: 68-73" (1725-1855mm) to top of unit; Barrier-Free, 56 3/4" (1440mm).



## ⚡B-262 ClassicSeries SURFACE MOUNTED PAPER TOWEL DISPENSER



Satin-finish stainless steel. Dispenses 400 C-fold or 525 multifold towels. Door has tumbler lock and piano-hinge. Hemmed towel tray opening. Unit 10 3/4" W, 14" H, 4" D (275 x 355 x 100mm). Av. Mtg. Ht.: 66-70" (1675-1780mm) to top of unit; Barrier-Free, 54" (1370mm).

⚡B-2620 Similar to B-262, but with knob-latch.

⚡262-130 TowelMate Accessory



## ⚡B-5262 MatrixSeries™ SURFACE-MOUNTED PAPER TOWEL DISPENSER

Durable ABS plastic; grey color. Dispenses 400 C-fold or 525 multifold towels. Cabinet slots indicate refill time. Door has concealed locking device. Unit 11 1/2" W, 15 1/4" H, 4 3/4" D (290 x 385 x 120mm). Patented.

⚡5262-25 INTERNAL TOWEL TRAY ADAPTER KIT Optional for B-5262 to dispense narrower paper towels 2 1/2"-3 1/8" (64-79mm) deep.