

Watt-Muncher

DC Portable Load Bank

Description

The Simplex **Watt-Muncher** is a small DC rated load bank used to test battery systems, AC to DC rectifiers and power supplies, battery chargers, UPS systems and DC generators. The Watt-Muncher provides a variable test load used to measure charge and discharge rates, response, stability and endurance. Corresponding calibrations and adjustments can be made while maintaining a constant, precise, resistive load on the power source. The Watt-Muncher is available in three nominal voltage ranges and three capacity models. In each model, the total load is divided into discrete steps that can be manually applied in any increment of 1A.

Watt-Munchers are assembled using the highest quality industrial components including:

- chromium alloy load elements rigidly supported by high temperature ceramic clad insulators
- heavy duty terminals
- industrial toggle switches
- fast acting fuses
- high temperature XLP insulated power wiring
- precise instruments

Watt-Munchers can be operated within their rating continuously. The load resistors used in the Watt-Muncher convection cool to less than one-third the maximum, continuous temperature rating of the chromium alloy resistance wire. Fuses on each load step protect the load bank against overvoltage and short circuit.

Fully self-contained, lightweight and hand transportable, the **Watt-Muncher** is the ideal addition to your selection of test instruments.



Watt-Munchers are available with three nominal voltages:

- 12V DC
- 24V DC
- 32V DC

in three models:

- Junior (70A)
- Standard (100A)
- Super (150A)



Resistive Load

Simplex "Powr-Web" iron-chromium-aluminum alloy power resistors operating at 312°C, rated for maximum continuous 1038°C; continuously supported by high temperature ceramic clad insulators

Load Step Control

Manual toggle switches, 1A resolution

Load Resistor Overvoltage/ Short Circuit Protection

One fuse per step

Cooling

Convection

Power Wiring

150°C XLP insulated

Load Termination

Positive and negative bus bar

Instrumentation

2% accuracy, 2.5" square, DC ammeter

Enclosure

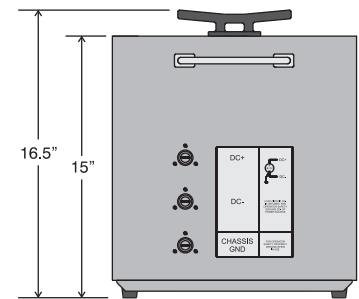
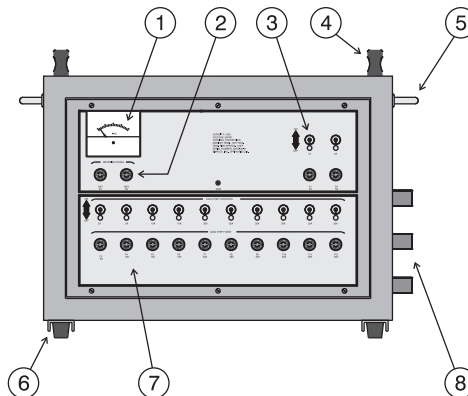
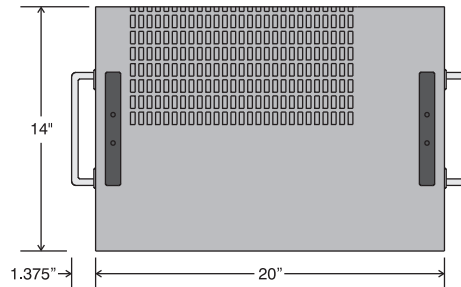
16 gauge steel frame, sides and control panel. Screened top, back and bottom. Handles on each end. Rubber feet.

Options

- DC Voltmeter
- Special Terminals
- Non-Standard Voltages, Dual Voltages
- Variable Step

Key Features and Dimensions

1. Ammeter
2. Metering Fuses
3. Control Toggle Switches
4. Cable Cleats
5. Carry Handles
6. Rubber Feet
7. Load Step Toggle Switches and Fuses
8. Cam-Lok Type Connectors



	Junior	Standard	Super
Capacity	70A	100A	150A
Voltage	12/24/32 V DC (Specify One)	12/24/32 V DC (Specify One)	12/24/32 V DC (Specify One)
Load Steps <small>These load steps are for example only. Actual load steps depend on specified voltage and may vary.</small>	(1) 1A (2) 2A (1) 5A (6) 10A	(1) 1A (2) 2A (1) 5A (9) 10A	(1) 1A (2) 2A (1) 5A (1) 10A (2) 15A (4) 25A
Temp. Rating	50°C Ambient	50°C Ambient	50°C Ambient
Weight	30 lbs	40 lbs	55 lbs