

Features

Materials of Construction	
Body:	Glass reinforced nylon 6.6
Gripping Ring:	Stainless Steel
Adjustment Screws	Nickel-plated brass
Locking Nut:	Nickel-plated brass
Base:	Nickel-plated brass



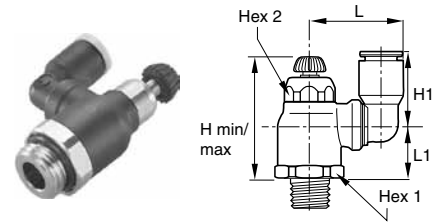
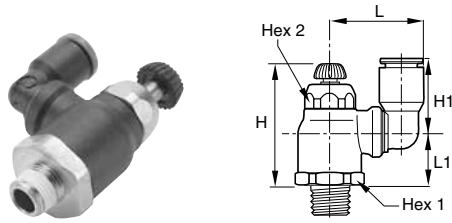
Flow control regulators with “swivel outlet” are especially designed to allow a vertical or angled tube exit where access is restricted. The swivel outlet comes with instant push-in connection to ease installation. Flow control regulators with swivel outlet are available in meter out and meter in versions.

Nomenclature	
Example: FCMS731-5/32-2	Attribute:
FC	Flow control
M	Miniature
s	Swivel outlet
7	Right angle
3	Nylon body
1	Tube x pipe
5/32	5/32 Tube O.D.
2	1/8 Pipe thread

Applicable Tube	
Tube O.D.	5/32, 1/4, 3/8
Tube O.D. (mm)	4, 6, 8, 10, 12

Specifications	
Pressure Range:	15 to 145 PSI
Temperature Ranges:	30° to 160°F
Working Fluid:	Compressed air

C	Product Index
	Compact Flow Controls
C	Miniature Flow Controls
	Swivel Flow Controls
C	Plug-in Flow Controls
	In-Line Flow Controls
C	Metal Flow Controls
	Check Valves
C	Blocking Valves
	Threshold Sensors

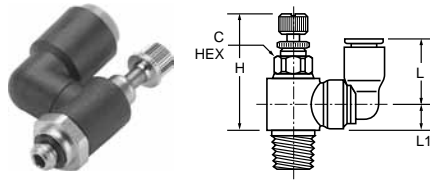


FCCS731 Compact Swivel Outlet Flow Control

Part No.	Tube Size (in)	NPT	Hex 1 mm	Hex 2 mm	H Closed	H Open	H1	L	L1
FCCS731-4-2	1/4	1/8	19	10	1.87	2.09	0.63	0.93	0.65
FCCS731-4-4	1/4	1/4	19	14	1.79	1.99	0.73	1.00	0.89
FCCS731-6-4	3/8	1/4	23	17	1.93	2.20	1.04	1.34	0.97
FCCS731-6-6	3/8	3/8	23	17	1.93	2.20	1.04	1.34	0.97

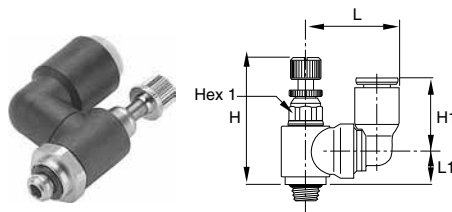
FCCS731 Compact Swivel Outlet - BSPP

Part No.	Tube Size (mm)	BSPP	Hex 1 mm	Hex 2 mm	H Closed	H Open	H1	L	L1
FCCS731-6M-2G	6	1/8	16	10	38.0	44.0	16.0	23.5	18.0
FCCS731-6M-4G	6	1/4	16	10	36.5	42.5	16.0	23.5	16.5
FCCS731-8M-2G	8	1/8	19	14	41.5	48.0	23.0	28.0	19.0
FCCS731-8M-4G	8	1/4	19	14	41.5	48.0	23.0	28.0	19.5
FCCS731-8M-6G	10	3/8	19	14	41.5	48.0	23.0	28.0	17.5
FCCS731-10M-4G	10	1/4	23	17	45.5	53.5	26.5	35.0	21.0
FCCS731-10M-6G	10	3/8	23	17	45.5	54.0	26.5	35.0	21.5
FCCS731-12M-6G	12	3/8	23	17	45.5	54.0	31.0	38.0	21.5
FCCS731-12M-8G	12	1/2	23	17	45.5	54.0	31.0	38.0	21.0



FCMS731 Mini Swivel Outlet Flow Control

Part No.	Tube Size (in)	NPT	Hex 1 mm	H Closed	H Open	H1	L	L1
FCMS731-5/32-0	5/32	10-32	6	0.96	1.08	0.55	0.73	0.26
FCMS731-5/32-2	5/32	1/8	8	1.08	1.20	0.55	0.73	0.33



FCMS731 Miniature Swivel Outlet - BSPP

Part No.	Tube Size (mm)	BSPP	Hex 1 mm	H Closed	H Open	H1	L	L1
FCMS731-4M-M5	4	M5x0.8	6	24.5	27.5	14.5	19.5	6.5
FCMS731-4M-2G	4	1/8	7	27.5	31.0	14.5	20.0	8.5
FCMS731-6M-M5	6	M5x0.8	6	24.5	27.5	16.0	21.5	6.5
FCMS731-6M-2G	6	1/8	7	27.5	31.0	16.0	22.0	8.5

C	Product Index
Compact Flow Controls	Product Index
Miniature Flow Controls	Product Index
Swivel Flow Controls	Product Index
Plug-In Flow Controls	Product Index
In-Line Flow Controls	Product Index
Metal Flow Controls	Product Index
Check Valves	Product Index
Blocking Valves	Product Index
Threshold Sensors	Product Index