

# HANDLINE NOZZLES




SELECT-O-FLOW®

## Select-O-Flow®

Select-O-Flow®, the original selectable gallonage nozzle, is similar in function to the Phantom® — allowing the firefighter to select the appropriate flow. The Select-O-Flow® range goes as high as 250 gpm.

HANDLINE NOZZLES

1-13









Base Size	FLOW RATE		BREAK-APART COMPONENTS		GRIP			SHUT-OFF		HANDLE		BASE			TEETH			DIMENSIONS		MODEL	FIGURE	
	GPM (LPM)	PSI (BAR)	Tip	Shut-Off*	Pistol Grip	Playpipe	Ladderhook	Twist	Ball	Tab	Horseshoe	Rigid	Swivel	Free Swivel	Molded Urethane	Spinning	Rigid Metal	Length (Inches)	Weight (Lbs.)			
	100 (6.89)																					
1.5"	40/60/95/125 (151/227/360/473)							•	o	s		s	o	o	s			7.625	7.75	SFL-B (Brass)	4	
				•					•	o	s		s	o	s			8.375	9.625	SFL-BG (Brass)	1	
										•		s	o	s	o			s	7.00	3.75	SFL-O	4
						•				•		s	o	o	s			s	10.00	4.875	SFL-OG	1
									•					s				s	6.50	2.75	TSFL-O (Tip Only)	2
								•					s				s	7.00	5.50	TSF (Tip Only)	2	
2.5"	125/175/250 (473/662/946)							•			s	o	s	o			s	10.75	10.00	DSF	4	
								•			s	o	o	s			s	13.875	10.875	DSF-G	1	
		TSF	DB-275A					•			s	o	s	o			s	13.00	11.125	STDSF		
		SF	279-L		•	•		•			s	o	o	s			s	18.75	20.75	SF-800	3	
		TSF	B-278-L		•	•		•			s	o	o	s			s	17.25	11.50	STSF-800A	3	
									•			s	o	o	s			s				

Key s = standard o = option

\*Break-apart nozzles list standard configurations for shut-offs.

## SELECT-O-FLOW® CONFIGURATIONS

Figure 1	PISTOL GRIP	Figure 3	PLAYPIPE
			
Figure 2	TIP ONLY	Figure 4	NOZZLE
			

Figures depict general product types only and are not intended to be inclusive of all product features.

OPTIONS	
HANDLES	
TAB	HORSESHOE
	
<ul style="list-style-type: none"> <li>SFL-B, SFL-BG, SFL-O, SFL-OG all feature aluminum/bronze shut-off handles</li> <li>DSF, DSFG, SF, SF-G, STDSF, SF-800 all feature manganese/bronze shut-off handles</li> </ul>	
MOLDED URETHANE TEETH	
	
THREADS	
<p>All nozzles are NHT unless otherwise specified. See index T-12 for optional base threads, including British instantaneous.</p>	
BREAK-APART COMPONENTS	
<p>Ball shut-offs and/or playpipes referenced here may be found on page 1-24.</p>	