



VALVED SIAMESE

Valved Siamese

Used to combine several hoselines into one — usually at the fire scene — a Siamese must be both reliable and intuitive to use. All the Siamese are finished in red urethane enamel; the Elk-O-Lite® versions feature hard anodized trim and the brass versions offer chrome trim. As with all Elkhart products, years of dependable service are to be expected from an Elkhart Siamese.

APPLIANCES

4-7








Valve type determines available handle style from 3 options

INLETS	AVAILABLE OUTLETS		TYPE		HANDLE STYLE			VALVES		MATERIAL		DIMENSIONS		MODEL	FIGURE
	Type	Size	1/4 Turn Ball Valve	X-86A Gate Valve	Crank	Self-Locking	Twist-Lock	Bleeder Valve .75"	Adjustable Relief Valve	Brass	Elk-O-Lite®	Length (Inches)	Weight (Lbs.)		
2.5" F (X2)	Female (Swivel)	2.5"	•				•	o		•	•	9.0	12.0	B-98A	1
			•				•	o		•		9.0	30.5	B-98	1
		3"	•				•	o		•		9.0	12.2	B-98A	1
			•				•	o		•		9.0	31.1	B-98	1
		3.5"	•				•	o		•	•	9.0	12.4	B-98A	1
			•				•	o		•		9.0	31.7	B-98	1
		4"	•				•	o		•	•	9.0	12.5	B-98A	1
		•				•	o		•		9.0	32.4	B-98	1	
	4.5"	•				•	o		•	•	9.0	13.0	B-98A	1	
		•				•	o		•		9.0	34.1	B-98	1	
	5"	•				•	o		•	•	9.0	13.6	B-98A	1	
		•				•	o		•		9.0	36.0	B-98	1	
	6"	•				•	o		•	•	9.0	14.5	B-98A	1	
		•				•	o		•		9.0	38.2	B-98	1	
	Male (Rigid)	2.5"	•				•	o		•		9.0	26.2	B-98	1
			•				•	o		•	•	9.0	10.8	B-98A	1
		3"	•				•	o		•		9.0	26.7	B-98	1
			•				•	o		•	•	9.0	11.1	B-98A	1
		3.5"	•				•	o		•		9.0	27.2	B-98	1
	4"	•				•	o		•	•	9.0	11.4	B-98A	1	
		•				•	o		•		9.0	27.7	B-98	1	
4.5"	•				•	o		•	•	9.0	28.2	B-98	1		
	•				•	o		•		9.0	12.0	B-98A	1		
Storz (Free Swivel)	4"	•		•	•		o	s	•	•	13.3	26.3	9722	3	
		•		•			o	s	•	•	12.8	24.3	9822		
	5"	•			•		o		•	•	10.5	15.1	B-98A	1	
		•					o	s	•	•	13.3	26.3	9722	3	
		•		•			o	s	•	•	12.8	24.3	9822		
2.5" F (X3)	Female (Swivel)	2.5"	•				•	o		•	•	10.5	18.2	B-99A	2
			•				•	o		•		10.5	45.5	B-99	2
		3"	•				•	o		•	•	10.5	18.3	B-99A	2
			•				•	o		•		10.5	46.1	B-99	2
		3.5"	•				•	o		•	•	10.5	18.5	B-99A	2
			•				•	o		•		10.5	46.7	B-99	2
		4"	•				•	o		•	•	10.5	18.6	B-99A	2
		•				•	o		•		10.5	47.4	B-99	2	
	4.5"	•				•	o		•	•	10.5	19.2	B-99A	2	
		•				•	o		•		10.5	49.1	B-99	2	
	5"	•				•	o		•	•	10.5	19.7	B-99A	2	
		•				•	o		•		10.5	51.0	B-99	2	
	6"	•				•	o		•	•	10.5	20.7	B-99A	2	
		•				•	o		•		10.5	53.2	B-99	2	
	Male (Rigid)	2.5"	•				•	o		•	•	10.5	17.0	B-99A	2
			•				•	o		•		10.5	41.2	B-99	2
		3"	•				•	o		•	•	10.5	17.3	B-99A	2
			•				•	o		•		10.5	41.7	B-99	2
		3.5"	•				•	o		•	•	10.5	17.6	B-99A	2
			•				•	o		•		10.5	42.2	B-99	2
	4"	•				•	o		•	•	10.5	42.7	B-99	2	
	•				•	o		•		10.5	18.2	B-99A	2		
4.5"	•				•	o		•	•	10.5	43.2	B-99	2		
	•				•	o		•		10.5	43.2	B-99	2		
Storz (Free Swivel)	4"	•		•	•		o	s	•	•	16.0	30.6	9723	4	
		•		•			o	s	•	•	15.0	27.7	9823	5	
	5"	•			•		o		•	•	10.5	21.2	B-99A	2	
		•			•		o	s	•	•	16.0	30.6	9723	4	
		•					o	s	•	•	15.0	27.7	9823	5	

KEY s = standard o = option



VALVED SIAMESE

FIGURE 1	 <p>B-98/B-98A</p> <ul style="list-style-type: none"> • Apparatus mountable • Built-in strainer • Adjustable neoprene seats <p style="text-align: right;"><i>Fig. 1</i></p>	FIGURE 2	 <p>B-99/B-99A</p> <ul style="list-style-type: none"> • Apparatus mountable • Built-in strainer • Adjustable neoprene seats <p style="text-align: right;"><i>Fig. 2</i></p>
FIGURE 3	 <p>9722</p> <ul style="list-style-type: none"> • Full, flow Hydro-Loc® valves • Adjustable relief valve (75-250 psi) <p style="text-align: right;"><i>Fig. 3</i></p>	FIGURE 4	 <p>9723</p> <ul style="list-style-type: none"> • Full, flow Hydro-Loc® valves • Adjustable relief valve (75-250 psi) <p style="text-align: right;"><i>Fig. 4</i></p>
FIGURE 5	 <p>9823</p> <ul style="list-style-type: none"> • Adjustable relief valve (75-250 psi) <p style="text-align: right;"><i>Fig. 5</i></p>		

OPTIONS

THREADS

All fireground connections are NHT unless otherwise specified. See index T-12 for optional base threads.

ADDITIONAL INFORMATION

- All twist-locks feature metal knurled knobs.
- More Siamese options available. See page 4-5.