





Ball Shut-offs & Playpipes

Elkhart Brass Ball Shut-offs and Playpipes are designed and constructed for rugged use and reliable performance as well as an excellent foundation for your break-apart nozzle needs using either smooth bore or fog nozzles. Elkhart Brass Ball Shut-offs and Playpipes are available with a variety of options, including built-in smooth bores which can be used with a fog nozzle tip for maximum versatility.



BALL SHUT-OFFS AND PLAYPIPES CONFIGURATIONS

Figure 1	 <p>INTEGRAL SMOOTH BORE (Shown with optional pistol grip)</p> <p style="text-align: right;"><i>Fig. 1</i></p>
Figure 2	 <p>TYPICAL BALL SHUT-OFF (Shown with optional pistol grip)</p> <p style="text-align: right;"><i>Fig. 2</i></p>
Figure 3	 <p>PLAYPIPE WITHOUT SHUT-OFF</p> <p style="text-align: right;"><i>Fig. 3</i></p>
Figure 4	 <p>PLAYPIPE WITH SHUT-OFF</p> <p style="text-align: right;"><i>Fig. 4</i></p>

Figures depict general product types only and are not intended to be inclusive of all product features.

DOUBLE CUT-AWAY

Ball is hydraulically balanced for a smooth transition from closed to open and open to closed.

FULL ROUND

Ball has a solid bore for optimal flow characteristics and stream quality — particularly for smooth bores and shut-offs with built-in smooth bores.

SINGLE CUT-AWAY

Combines the features of smooth operation and excellent stream quality.

OPTIONS

COLORS



Color options available for pistol grip and handle. Ball shut-offs standards are a rough chrome handle and natural Elk-O-Lite® pistol grip.

HANDLES

TAB



HORSESHOE



BASES



LONG



SHORT

THREADS

All nozzles are NHT unless otherwise specified. See index T-12 for optional base threads, including British instantaneous.