

# PLATFORM & BULK TRUCKS



## Precision-Track QUAD STEER TRAILERS

### • Answers for all your transport needs

Precision-Track Quad Steer Trailers offer versatile customization to meet the most demanding transport requirements. Our unique design enables true tracking within 2", creating one of the most precise tracking trailers in the industry. Trailers wrap around corners and accurately track in the smallest footprint possible with virtually no drift, decreasing the amount of space needed for trailer paths. Simple, low maintenance design. Trailer options include deck size and capacity, wheel, drawbar and hitch groups. More options available -- call for details. Green is standard color. Black (-BLK), Blue (-BL), Gray (-GY), Red (-RD), and Tan (-TN) colors available for an upgrade. FOB Shipping Point.



ADDITIONAL OPTIONS				
Product No.	Description	Trailer Size (lbs.)	Wt. (lbs.)	Price Ea.
HF63713A0	Corner Bumpers (4 bumpers & mounting)	Any	2	\$73.84
HF63714A9	Corner Pockets (4 pockets & mounting)	Any	12	120.49
HF53874A6	End Pipe (must be used w/ corner pockets)	36" wide	10	60.56
HF53873A7	End Pipe (must be used w/ corner pockets)	48" wide	12	67.93
HF63720A3	1/2" Sound Dampening Wood Deck	36 x 60"	25	83.95
HF63876A6	1/2" Sound Dampening Wood Deck	36 x 72"	28	96.39
HF63719A4	1/2" Sound Dampening Wood Deck	48 x 60"	32	96.39
HF63718A5	1/2" Sound Dampening Wood Deck	48 x 96"	50	108.83
HF50344	END PIPE-TRLR 36 45DEG	Any	11	60.56
HF50345	END PIPE-TRLR 48 45DEG	Any	13	67.93
HF68842A0	POCKET-BOLT-ON CRNR 45DEG KIT	Any	8	77.73
HF68795A3	BUMPER-BOLT-ON CRNR 45DEG	Any	10	96.39

Product No.	Cap. (lbs.)	Bed Size W x L	TRAILER DECK			Wt. (lbs.)	Price Ea.
			Front of Drawbar To Trailer	Height -Top of Deck to Middle Spindle			
HF68932A4	2000	36 x 60"	34.5"	11.2"	208	\$832.87	
HF68933A5	2000	36 x 72"	34.5"	11.2"	223	918.75	
HF68934A6	2000	48 x 60"	34.5"	11.2"	225	918.75	
HF68935A7	2000	48 x 96"	23.5"	11.2"	278	1,044.75	
HF68818A6	4000	36 x 60"	36"	13.5"	295	1,160.22	
HF68819A7	4000	36 x 72"	35"	13.5"	318	1,314.65	
HF68820A8	4000	48 x 60"	36"	13.5"	341	1,314.64	
HF68821A9	4000	48 x 96"	25.5"	13.5"	416	1,395.49	
HF68922A0	4000	54 x 102"	25.5"	13.5"	440	1,674.75	
HF68927A9	4000	54 x 120"	25.5"	13.5"	486	1,779.75	
HF68822A0	6000	36 x 72"	35"	13.5"	349	1,560.59	
HF68841A9	6000	48 x 60"	36"	13.5"	367	1,570.10	
HF68859A3	6000	48 x 96"	25.5"	13.5"	458	1,651.94	
HF68924A6	6000	54 x 102"	25.5"	13.5"	489	1,706.25	
HF68930A2	6000	54 x 120"	25.5"	13.5"	543	1,811.25	
HF68815A3	8000	36 x 72"	35"	13.5"	388	1,584.79	
HF68814A2	8000	48 x 60"	36"	13.5"	407	1,602.41	
HF68813A1	8000	48 x 96"	25.5"	13.5"	514	1,712.52	
HF68925A7	8000	54 x 102"	25.5"	13.5"	537	1,732.50	

Color upgrades: Add suffix to Product No. Black (-BLK), Blue (-BL), Gray (-GY), Red (-RD) and Tan (-TN) ...\$32.65

WHEEL OPTIONS (Includes 4 Wheels & Mounting Hardware)					
Product No.	Description	Wheel Radius	Cap. (lbs.)	Wt. (lbs.)	Price Ea.
HF63723A0	10 x 2 1/2" Molded-On	5"	2000	25	\$212.10
HF63670A4	16 x 8" Pneumatic Foam	8"	2000	160	717.23
HF63726A7	16 x 8" Pneumatic	8"	2000	52	283.92
HF68805A3	16" Pneumatic	8"	4000	56	332.31
HF68804A2	16" Pneumatic Foam	8"	4000	320	721.84
HF68803A1	20" Pneumatic	10"	6000	114	787.10
HF68802A0	20" Pneumatic Foam	10"	6000	332	1,263.11
HF68797A5	21" Pneumatic	10.75"	8000	161	3,010.28
HF68796A4	21" Pneumatic Foam	10.75"	8000	335	3,812.28
HF63725A8	12 x 3" Poly	6"	2, 4, 6 & 8000	40	585.99


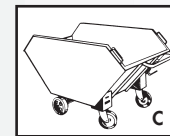


DRAWBAR & HITCH OPTIONS (Includes Drawbar, Hitch Attachment & Mounting Hardware)				
Product No.	Description	Cap. (lbs.)	Wt. (lbs.)	Price Ea.
HF68809A7	Pin & Clevis Tongue & Hitch	2, 4, 6 & 8000	8	\$144.19
HF68808A6	Ball Hitch & Coupler Tongue	2, 4, 6 & 8000	9	374.96
HF68807A5	Ring Tongue & Pintle Hitch	2, 4, 6 & 8000	15	361.10
HF68806A4	Auto Latch Hitch & Tongue	2 & 4000	17	439.34

## Tilt Trucks

- Time-saving way to handle loads of waste, chips, shavings, scraps and sludge.
- Rugged trucks are extremely maneuverable with a trim design that fits easily through most doorways and narrow aisles.

Balanced to maneuver and dump with minimum effort. Low tapered end panels allow easy loading with minimal spillage. Tough 14 ga. steel construction throughout withstands daily rough use. All seams have leak proof welds for efficient liquid transfer. Heavy duty wheels roll easily on sealed bearings. Mold-on solid tires for trouble-free handling on smooth or hard surfaces (10 x 2 1/2" load wheels, 8 x 2" swivel wheel). HF85056A9 has a single swivel caster on the tapered end and HF85057A8 has the single swivel caster on the flat end. FOB Shipping Point.

Product No.	Size W x L x H	Capacity Cu. ft.	Mold-On Tires	Load Capacity (lbs.)	Wt. (lbs.)	Price Ea.
<b>A) 3-WHEEL SINGLE-TAPERED END STYLE</b> 2 fixed casters, 1 rear swivel on tapered end						
HF85056A9	24 x 48 x 39"	10.9	Yes	1000	146	\$610.10
<b>B) 3-WHEEL SINGLE-TAPERED END STYLE</b> 2 fixed casters, 1 front swivel on flat end						
HF85057A8	24 x 48 x 39"	10.9	Yes	1000	144	610.10
<b>C) 4-WHEEL DUAL-TAPERED END STYLE</b> 2 fixed casters, 2 rear swivel steering casters						
HF85142A5	30 x 68 x 39"	22.2	Yes	2000	198	762.23
HF85161A1	36 x 68 x 39"	26.7	Yes	2000	205	797.45
<b>D) 3-WHEEL DUAL-TAPERED END STYLE</b> 2 fixed casters, 1 rear swivel steering caster						
HF85096A1	24 x 68 x 39"	17.4	Yes	1500	164	640.53



## EZ Dump Hopper System

The Hydraulic EZ Dump Hopper System increases productivity and lowers overhead expenses by reducing employee downtime and decreasing the number of fork lifts needed to complete jobs. Auto Lock Hoppers are 14 gauge steel and feature watertight continuous welds. Also included are two fixed and two swivel 6" casters. All hoppers have tapered fronts to help initiate dumping. Custom sizes are available within the 2,000 lb. limitation of the attachment. The Hydraulic Dumping Fork Truck Attachment quickly attaches to the forks in as little as 30 seconds when a hopper is ready to be dumped. Once completed the fork lift is now ready to collect, move, and dump fully loaded hoppers. The design of the dumper and hopper allow for 100% dumping capability. Load Capacity: 2,000 lbs. Usable Fork Tube Size: 2 1/2" x 6 1/2" x 31 1/2". Distance between forks: 27". FOB Shipping Point.

EZ DUMP HOPPER SYSTEM				
Product No.	Description	Overall Size W x D x L	Wt. (lbs.)	Price Ea.
HF89679	1/2 cubic yard Hopper	30 x 30 x 46"	150	\$549.00
HF89680	1 cubic yard Hopper	45 x 30 x 53"	200	599.00
HF89681	EZ Dump Attachment, size 40 1/2" L. x 41" W. Wt. 280 (lbs.), Price Ea. \$1,325.00			



Shown with optional EZ Dump Attachment