

Cast Iron Drainage Fittings


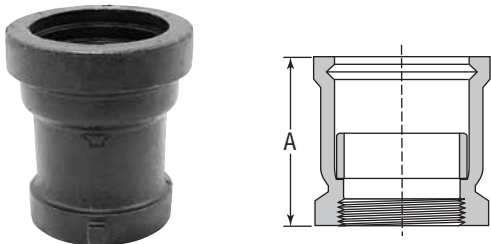
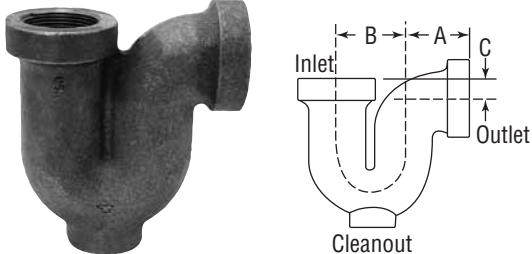
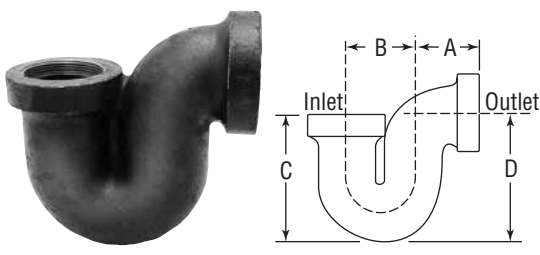
FIGURE 753 Coupling 	Size		A		Unit Weight			
	NPS	DvN	in	mm	Black		Galv.	
					lbs	kg	lbs	kg
	1 1/2	40	3 3/8	86	1.75	0.79	1.75	0.79

FIGURE 744 Tucker Connection 	Size		A		Unit Weight	
	NPS	DN	in	mm	Black	
					lbs	kg
	1 1/2	40	4	102	4.04	1.83
	2	50	4 1/2	114	5.40	2.45
	4	100	6 13/16	174	20.00	9.07

4" size (100 DN) is only furnished with a loose ring upon request.

FIGURE 752 P-Trap 	Size		A	B	C	Clean Out	Water Seal	Unit Weight								
	NPS	DN	in	mm	in	mm	in	mm	in	mm	Black		Galv.			
											lbs	kg	lbs	kg		
	1 1/2	40	2 1/8	54	2 1/4	57	7/8	22	1	25	2	51	4.69	2.13	4.69	2.13
	3	80	3 3/8	86	3 3/4	95	1 3/16	30	1 1/4	32	2 1/2	64	16.87	7.65	16.87	7.65

Cleanout plug not included. Outlets tapped, pitched .25"/Ft. (21mm/meter).

FIGURE 754 Bath P-Trap 	Size		A	B	C	D	Water Seal	Unit Weight						
	NPS	DN	in	mm	in	mm	in	mm	in	mm	Black			
											lbs	kg		
	1 1/2	40	2 1/8	54	2 3/8	60	4 3/8	111	4 5/8	117	2	51	3.87	1.76
	2	50	2 1/2	64	2 13/16	73	5 5/16	135	5 5/16	135	2	51	6.25	2.83

Outlets tapped, pitched .25"/Ft. (21mm/meter).

*Inlets tapped, pitched .25" (6mm) to the foot. Inlets of reducing fittings are always the smallest openings.