


COMMERCIAL PRODUCTS CATALOG

Low Pressure Steam Safety Valves

RVS 12 (12-200) SERIES



ASME SECTION IV

LOW PRESSURE STEAM HEATING BOILER SAFETY VALVES

Use on commercial steam heating boilers. National Board capacity certified at 15 psig.

FEATURES

- TFE coated EPDM seal
- All bronze construction
- 3/8" NPT side tapping for drain
- Top guided seat alignment
- Registered in all Canadian Provinces and Territories, CRN #0G8547.5C


Series Number	Size (in.)		Max. Pressure psig	Capacity* lbs./hr.	Wt./100 (lbs.)	Dimensions (in.)		
	Inlet NPT	Outlet NPT				A	B	C
12-205	2	2	15	2500	514	6.00	3.75	2.62
12-206	2-1/2	2-1/2	15	3529	835	8.50	5.25	3.06
12-208	3	3	15	4100	1162	9.50	6.00	3.75

Note: When ordering specify pressure by adding the two digit key number after the product number as follows: 5 psig - 03; 6 psig - 04; 8 psig - 05; 10 psig - 06; 12 psig - 07; 15 psig - 08

* National Board Capacity Certified-(15 psi rating, 90% of actual capacity at 33% accumulation.)

Low Pressure Steam Safety Valves

RVS 13 (13) SERIES



13-101




ASME SECTION IV

LOW PRESSURE STEAM HEATING BOILER SAFETY VALVES

National Board capacity certified at 15 psig in accordance with ASME Section IV; positive drainage of condensate from seat area.

FEATURES

- Flat seat, EPDM disc for positive seal
- Standard set pressure of 15 psig, capacities apply to valves set at 15 psig
- No. 13-101 is top outlet discharge
- Registered in all Canadian Provinces and Territories, CRN #0G8547.5C
- Rough Chrome option
- Non-code air service option (-A suffix)



13-200

Series Number	Size (in.)		Pressure psig	Max. Capacity* lbs./hr.	Wt./100 (lbs.)	Dimensions (in.)		
	Inlet NPT	Outlet NPT				A	B	C
13-101-B15	3/4 M	Top	15	410	64	2.87	0.94	1.250
13-211-B15	3/4 M	3/4 F	15	475	107	1.81	3.69	1.437
13-202-B15	1 M	1 F	15	643	110	2.06	3.87	1.218
13-213-B15	1-1/4 M	1-1/2 F	15	1200	218	2.53	4.50	1.875
13-214-B15	1-1/2 M	2 F	15	1900	320	3.00	5.25	2.187
13-511-B15	3/4 M	3/4 F	15	407	62	1.69	3.25	1.187
13-512-B15	3/4 F	3/4 F	15	407	59	1.81	2.75	1.187

* National Board Capacity Certified at 15 psig (90% of actual capacity at 33% accumulation.)

Notes: 1) Pressure settings available: 5 to 15 psig in 1 psig increments

2) Per ASME Code Section IV only 15 psi settings are "HV" and "NB" stamped

PART NUMBERING SYSTEM

13 -	XXX	-X	-XX	-X
SERIES	FINISH	SET PRESSURE	OPTIONS	
101 =	3/4" M x Top	B = Plain Brass	Set Pressure in PSIG (2 Digits)	A = Air Service (Non-ASME)
211 =	3/4" M x 3/4" F	S = Satin Chrome*		
202 =	1" M x 1" F			
213 =	1-1/4" M x 1-1/2" F			
214 =	1-1/2" M x 2" F			
511 =	3/4" M x 3/4" F			
512 =	3/4" F x 3/4" F			

* Available on select models only

www.apollovalves.com

Customer Service (704) 841-6000

