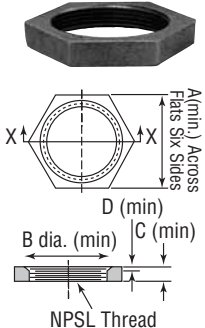



Malleable Iron Class 150 (Standard)


FIGURE 1134 Hex Locknut 	Size		Minimum Dimensions								Unit Weight			
			A		B		C		D		Black		Galv.	
	NPS	DN	in	mm	in	mm	in	mm	in	mm	lbs	kg	lbs	kg
• 1/4	8	.840	21	.660	17	.250	6	.060	2	0.02	0.01	0.02	0.01	
• 3/8	10	1.000	25	.770	20	.280	7	.060	2	0.04	0.02	0.04	0.02	
• 1/2	15	1.180	30	.970	25	.310	8	.060	2	0.06	0.03	0.06	0.03	
3/4	20	1.430	36	1.230	31	.340	9	.060	2	0.08	0.04	0.08	0.04	
1	25	1.750	44	1.500	38	.380	10	.060	2	0.14	0.06	0.14	0.06	
1 1/4	32	2.100	53	1.860	47	.420	11	.060	2	0.21	0.10	0.21	0.10	
1 1/2	40	2.350	60	2.120	54	.470	12	.060	2	0.24	0.11	0.24	0.11	
2	50	2.880	73	2.630	67	.530	13	.090	2	0.40	0.18	0.40	0.18	

For additional sizes larger than 2" (50 DN) see Cast Iron page 52.
Not to be used for pressure service.


• Supplied in steel only.

FIGURE 1190 Floor Flange (Ductile Iron) 	Size		Dia. of Flange		Diameter of Bolt Circle		No. of Holes	Dia. of Holes		Unit Weight			
			in	mm	in	mm		in	mm	Black		Galv.	
	NPS	DN	in	mm	in	mm		in	mm	lbs	kg	lbs	kg
1/4	8	2 3/16	56	1 7/8	48	4	1/4	6	0.39	0.18	0.39	0.18	
3/8	10	3	76	2	51	4	1/4	6	0.43	0.20	0.43	0.20	
1/2	15	3 1/2	89	2 1/2	64	4	1/4	6	0.56	0.25	0.56	0.25	
3/4	20	3 1/2	89	2 1/2	64	4	1/4	6	0.60	0.27	0.60	0.27	
1	25	4	102	3	76	4	1/4	6	0.84	0.38	0.84	0.38	
1 1/4	32	4	102	3	76	4	1/4	6	0.90	0.41	0.90	0.41	
1 1/2	40	4 1/2	114	3 1/2	89	4	5/16	8	1.20	0.54	1.20	0.54	
2	50	5 1/2	140	4 1/4	108	4	5/16	8	2.03	0.92	2.03	0.92	

Structural use only.

FIGURE 1133 Waste Nut 	Size		Unit Weight			
			Black		Galv.	
	NPS	DN	lbs	kg	lbs	kg
1/2	15	0.12	0.05	-	-	
3/4	20	0.15	0.07	0.15	0.07	

Not to be used for pressure service.

FIGURE 1138 Extension Piece 	Size		A		Unit Weight			
					Black		Galv.	
	NPS	DN	in	mm	lbs	kg	lbs	kg
1/2	15	1 5/8	41	0.19	0.09	0.19	0.09	
3/4	20	1 15/16	49	0.35	0.16	0.35	0.16	
1	25	2 1/16	52	0.48	0.22	0.48	0.22	

Note: See page 17 for pressure-temperature ratings. Galvanized weights may vary. Please contact your Anvil Representative if you need verification.
All Elbows & Tees 3/8" (10 DN) and Larger are 100% Gas Tested at a Minimum of 100 PSI. (6.9 bar)