


# COMMERCIAL PRODUCTS CATALOG

## Bronze End "Y" Strainers

### YBS (59-300) SERIES



Designed with minimal wall thickness at solder ends to allow ease of installation. Corrosion-resistant bronze bodies, stainless steel screens with large screen area.

#### FEATURES

- Operating pressures to 400 CWP at 150°F
- Sizes: 1/2" to 3" copper tube size
- Optional tapped caps available

#### STANDARD


Size (in.)	Standard Screen
1/2	50 Mesh
3/4 to 3	20 Mesh

#### OPTIONS

Suffix	Option
-01	Solid cap (standard)
-02	Blowout Tap
-P2	Blowout with pipe plug

Series Number	LF Series Number	Size (in.)	Dimensions (in.)		Tapped Cap Suffix -02	Wt.	Net Screen Area (in. <sup>2</sup> )
			A	B			
59-303-01	59LF-303-01	1/2	2.75	2.0	1/4 NPT	.50	3.19
59-304-01	59LF-304-01	3/4	4.00	3.0	1/2 NPT	1.21	6.7
59-305-01	59LF-305-01	1	4.75	3.5	3/4 NPT	1.89	10.8
59-306-01	59LF-306-01	1-1/4	5.25	4.0	3/4 NPT	2.80	13.5
59-307-01	59LF-307-01	1-1/2	6.00	4.4	1 NPT	4.26	19.0
59-308-01	59LF-308-01	2	7.25	5.1	1-1/4 NPT	6.27	27.6
59-308-01	59LF-308-01	2-1/2	9.50	5.6	1-1/2 NPT	11.00	41.0
59-310-01	59LF-310-01	3	10.50	6.7	1-1/2 NPT	15.0	56.0

### YVB (59V) SERIES



#### "MINI" STRAINER

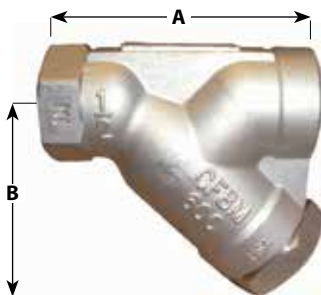
The body of the 59-V is corrosion-resistant solid cast bronze, ASTM B-584. The removable clean-out cap is solid brass, ASTM B-16. Standard screens are made of 304 stainless steel.

#### FEATURES

- Cv Factor 1.42 GPM
- Working Pressure (non-shock): 400 CWP

Series Number	Size (in.)	Dimensions (in.)		Wt./100	Screen Mesh
		A	B		
59V-001-01	1/4 NPT	2.00	1.31	29.7	50
59V-001-H1	1/4 NPT	2.00	1.31	29.7	100

### YSS (612) SERIES



#### STAINLESS STEEL "Y" STRAINERS

Sturdy and compact with corrosion-resistant stainless steel bodies and stainless steel screens.

#### FEATURES

- Body is ASTM A351 Stainless Steel Grade CF8M
- 20 mesh screen standard, others available
- Gasket 304 SS/Graphite on 1/2" to 1", (not available in 1-1/4" size)
- Working pressure: 600 psig @ 1124°F steam  
1440 psig @ 100°F water, oil, & gas
- Screen cover is NPT tapped for customer supplied plug or blow-off valve

Series Number	Size (in.)	Dimensions (in.)		Blow-off NPT	Wt. (lbs.)	Net Screen Area (in. <sup>2</sup> )
		A	B			
612033A1	1/2	3.38	2.75	3/8	2	5.4
612034A1	3/4	4.44	3.63	3/8	3.75	8.7
612035A1	1	4.88	3.75	1/2	4	12.7