

Fig. 94

Wide Throat Top Beam C-Clamp

Size Range: $\frac{5}{8}$ " and $\frac{3}{4}$ "

Material: Ductile iron body, hardened steel cup point set screw and locknut.

Finish: Plain or Galvanized

Service: Recommended for use under roof installations with bar joist type construction, or for attachment to the top flange of structural shapes where the vertical hanger rod is required to be offset from the edge of the flange and where the thickness of joists or flange does not exceed $1\frac{5}{16}$ ".

Approvals: Complies with Federal Specification A-A-1192A (Type 19) WW-H-171-E (Type 19), ANSI/MSS SP-69 and MSS SP-58 (Type 19), UL Listed.

How to size: Size of clamp is determined by size of rod to be used.

Installation: Follow maximum recommended set screw torque values per MSS-SP-69. (See tables on page 257)

Features:

- Provides clamping to bar joists which are directly under roof installations.
- Provides for vertical hanger rod installed offset from the edge of the beam flange.
- Malleable iron body assures full thread engagement of rod.

Ordering: Specify rod size, figure number, name of clamp and finish.

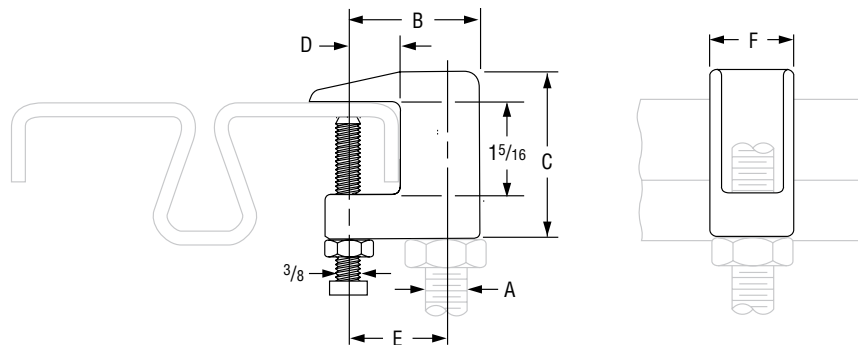
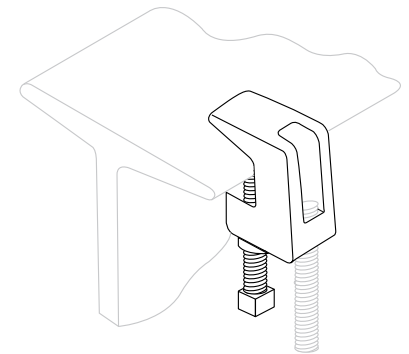



FIG. 94: LOAD (LBS) • WEIGHT (LBS) • DIMENSIONS (IN) • TORQUE (IN-LBS)

Rod Size A	Set Screw Size	Torque Value	Max Loads ■	Weight	B	C	D	E	F
$\frac{5}{8}$	$\frac{3}{8}$	60	1,200	0.66	$1\frac{3}{4}$	$2\frac{1}{4}$	$\frac{3}{4}$	$1\frac{1}{4}$	1
$\frac{3}{4}$	$\frac{3}{8}$	60	1,600	0.83	$1\frac{7}{8}$	$2\frac{3}{8}$		$1\frac{3}{8}$	$1\frac{1}{16}$

■ Maximum temperature of 450° F

- Table of Contents
- General Notes
- Copper Tubing Hangers
- Stainless Steel Hangers
- CPVC Pipe Hangers
- Pipe Rings
- Clevis Hangers
- Steel Pipe Clamps
- Socket Clamps
- Beam Clamps**
- Structural Attachments
- Brackets
- Ceiling Plates & Flanges
- Concrete Inserts & Attachments
- Hanger Rods
- Rod Attachments
- Bolts, Nuts, Pins & U-Bolts