

MALLEABLE IRON

Malleable Iron

Class 300 (XS / XH)


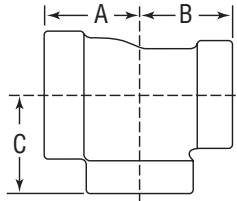

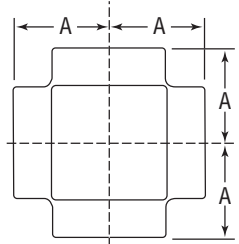
FIGURE 1164R Reducing Tee	Size						Center to End						Unit Weight			
							A		B		C		Black		Galv.	
	NPS	DN	NPS	DN	NPS	DN	in	mm	in	mm	in	mm	lbs	kg	lbs	kg
 	3/8	10	3/8	10	1/4	8	1	25	1	25	1	25	0.37	0.17	–	–
	1/2	15	1/2	15	1/4	8	1 1/16	27	1 1/16	27	1 1/8	29	0.48	0.22	–	–
					3/8	10	1 3/16	30	1 3/16	30	1 3/16	30	0.61	0.28	–	–
					3/4	20	1 3/8	35	1 3/8	35	1 5/16	33	0.80	0.36	–	–
	3/4	20	1/2	15	1/2	15	1 5/16	33	1 1/4	32	1 3/8	35	0.78	0.35	–	–
					3/4	20	1 1/16	37	1 3/8	35	1 7/16	37	0.93	0.42	–	–
			3/4	20	1/4	8	1 3/16	30	1 3/16	30	1 1/4	32	0.76	0.34	–	–
					3/8	10	1 1/4	32	1 1/4	32	1 5/16	33	0.80	0.36	–	–
	1	25	1/2	15	1/2	15	1 5/16	33	1 5/16	33	1 3/8	35	0.90	0.41	0.9	0.41
					3/4	20	1 1/2	38	1 1/2	38	1 5/8	41	1.36	0.62	–	–
			3/4	20	3/4	20	1 1/2	38	1 1/16	37	1 9/16	40	1.27	0.58	–	–
					1	25	1 3/8	41	1 1/16	40	1 5/8	41	1.38	0.63	–	–
			1	25	1/4	8	1 1/4	32	1 1/4	32	1 3/8	35	1.09	0.49	–	–
					1/2	15	1 7/16	37	1 7/16	37	1 1/2	38	1.26	0.57	1.26	0.57
	1 1/4	32	1 1/4	32	3/4	20	1 1/2	38	1 1/2	38	1 9/16	40	1.33	0.60	1.33	0.60
					1	25	1 3/4	44	1 3/4	44	1 13/16	47	1.92	0.87	–	–
					1 1/4	32	1 1/2	38	1 1/2	38	1 11/16	43	1.70	0.77	1.70	0.77
	1 1/2	40	1 1/2	40	3/4	20	1 5/8	41	1 5/8	41	1 3/4	44	1.90	0.86	1.90	0.86
					1	25	1 3/4	44	1 3/4	44	1 13/16	47	2.10	0.95	2.10	0.95
					1/2	15	1 5/8	41	1 5/8	41	1 13/16	47	2.27	1.03	2.27	1.03
					3/4	20	1 11/16	43	1 11/16	43	1 7/8	48	2.46	1.12	2.46	1.12
	2	50	2	50	1	25	1 13/16	47	1 13/16	47	2	51	2.60	1.18	2.60	1.18
					1 1/4	32	2	51	2	51	2 1/16	52	3.05	1.38	3.05	1.38
					1 1/2	40	2 1/2	64	2 1/2	64	2 1/2	64	4.50	2.04	–	–
					1/2	15	1 3/4	44	1 3/4	44	2 1/16	52	3.35	1.52	3.35	1.52
					3/4	20	1 13/16	47	1 13/16	47	2 1/8	54	3.56	1.61	3.56	1.61
	2 1/2	65	2 1/2	65	1	25	2	51	2	51	2 1/4	57	3.70	1.68	3.70	1.68
					1 1/4	32	2 1/8	54	2 1/8	54	2 5/16	59	4.22	1.91	4.22	1.91
1 1/2					40	2 1/4	57	2 1/4	57	2 3/8	60	4.60	2.09	4.60	2.09	
1 1/2					40	2 7/16	62	2 7/16	62	2 5/8	67	6.35	2.88	–	–	
3	80	3	80	2	50	2 11/16	68	2 11/16	68	2 3/4	70	7.60	3.45	–	–	
				2	50	2 13/16	73	2 13/16	73	3 1/8	79	9.60	4.35	9.60	4.36	

FIGURE 1165 Cross	Size		Center to End A		Unit Weight			
					Black		Galv.	
	NPS	DN	in	mm	lbs	kg	lbs	kg
 	1/4	8	1 5/16	24	0.35	0.16	–	–
	3/4	20	1 7/16	37	1.25	0.57	1.25	0.57
	1	25	1 5/8	41	1.90	0.86	–	–
	1 1/4	32	1 15/16	49	3.23	1.46	–	–
	1 1/2	40	2 1/8	54	4.20	1.90	–	–
	2	50	2 1/2	64	6.49	2.94	–	–

Note: See page 17 for pressure-temperature ratings. Galvanized weights may vary. Please contact your Anvil Representative if you need verification.
All Elbows & Tees 3/8" (10 DN) and Larger are 100% Gas Tested at a Minimum of 100 PSI. (6.9 bar)