

PT-C55 Controller

The PT-C55 provides full pan, tilt, zoom, focus, and iris control to any of our Pan/Tilt units. It can control up to eight heads, and has the ability to store and recall 20 presets per head. This unit also supports control of camera CCU functions.

- Controls any combination of PT-50, 101, 250 or 350 heads
- Proportional speed control of pan and tilt
- Focus control on twist joystick
- Zoom control on dedicated rocker
- Remote camera control of select cameras
- Provides basic CCU functionality for select cameras with CCB option
- RS-485 control protocol
- Presets: 20 per head
- Power: 12 VDC (included)
- Dimension: 10.25"W x 8.00"D x 4.25"H
- Weight: 1.5 lbs.
- 1 year warranty

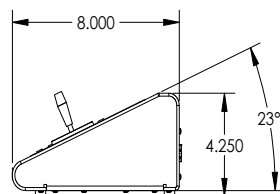
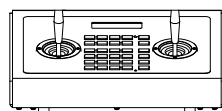

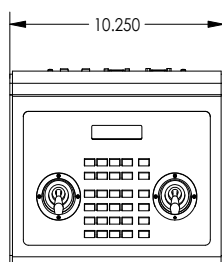
FEATURES & BENEFITS

PT-C

- Dual-Joystick Control Panel
Pan, Tilt, Zoom, Focus
- Controls up to 16 pan/tilt heads
- Controls any combination of PT-50, -101,-250, or PTE-350 heads
- Store and recalls up to 32 presets per head
- Proportional speed control of pan and tilt
- Three speed ranges for pan and tilt
- Variable-speed zoom and focus
- Alpha-numeric display

PT-CC

- Desktop camera control unit
- Requires PT-C and 1 PT-CCB per camera head
- Store and recall scene presets for select cameras
- Direct push-button control of: Auto White / Black, H & SC Phase, Iris, Shutter, Contrast, Gain, Camera/Bars, etc.
- CCU functionality depends upon camera make/model



- RS-485 control protocol
- Presets: 32 per head
- Power: 12 VDC (included)
- Dimension: 10.25"W x 8.0"D x 4.25"H
- Weight: 1.5 lbs.
- 1 year warranty