

Product Data Sheet

APP554W

Ceiling tile loudspeaker

Application:
The Amina APP554W is a slim line, ceiling grid mount loudspeaker for corporate, leisure, heritage, retail, theatre and conferencing locations requiring discrete sound reproduction systems. Utilising Amina’s revolutionary flat panel technology, the APP554W is designed to replace a standard “60x60cm” ceiling tile by fitting directly into a suspended ceiling grid.

Sound Characteristic:
The APP554W uses the principle of distributed mode vibrations to create a widely dispersed and diffuse sound output. This has the major benefit of ensuring a consistent sound pressure level is maintained over a large area within the room. The speaker’s wide dispersion ensures that high levels of intelligibility are maintained regardless of listener position.

Custom Finishes:
The APP544W is supplied as standard with a white (RAL9010) front panel and silver anodised aluminium frame. When installed in a typical ceiling grid, only the white front panel will be visible. For an additional cost (price on application) Amina can provide the following custom finishes



- > Vinyl to front panel: a range of colours and effects* can be created using vinyl. Artwork supplied as a digital file can also be printed onto vinyl. This finish has the least affect on speaker efficiency.
- > Professional paint finish to front panel or frame: a durable finish in a wide variety of colours is available*.
- > Mounted and laminated artwork: customer supplied art prints can be mounted and laminated to the front panel. This finish has the greatest affect on speaker efficiency.

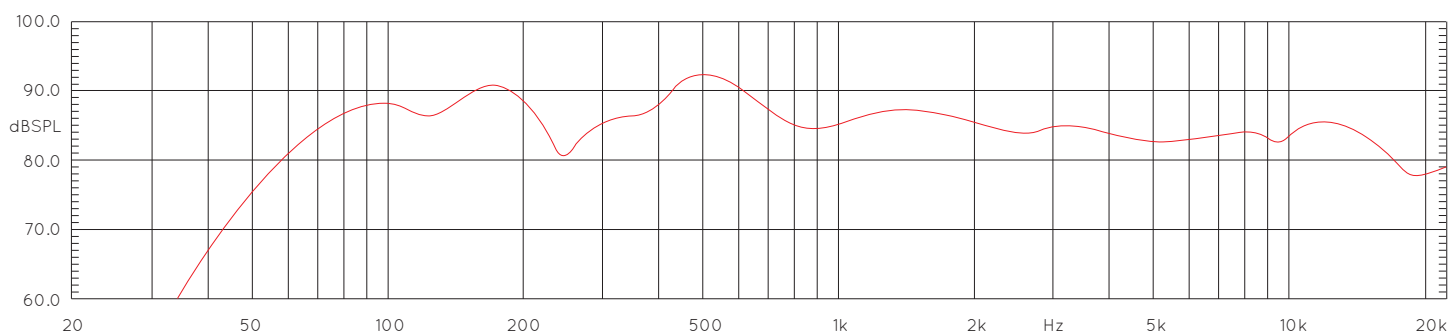
*Please contact Amina to discuss your exact requirements.
NB: Amina Technologies Ltd does not recommend the front panel be painted by the installer or end user.

Specifications	APP554W
Dimensions	594 x 584 x 35mm (UK spec) other sizes available to suit ceiling grid dimension
Product weight	1.8kg (approx 2.2kg with 100/70V transformer fitted)
Acoustic panel composition	Blown glass and phenolic resin core between melamine skins
Speaker fixings	Speaker fits directly into existing ceiling grid structure
Max SPL	102dB @ 1m
Impedance	8Ohms
Frequency response	60Hz - 20KHz (+/-8dB)
Efficiency	85dB @1m / 2.83Vrms
Dispersion Angle	150 degrees
Power handling	40W max (80Hz, 24dB/octave high-pass must be used)
High impedance option	5w, 10W, 20W transformer options available for 70V or 100V systems
Optional finishes	Paint finish to front or sides; print laminated to front; vinyl to front

Product Data Sheet

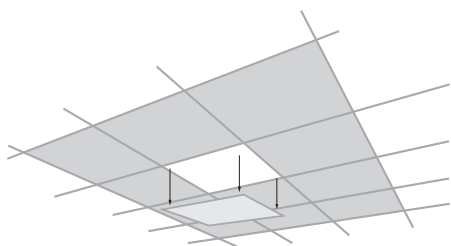
APP554W Ceiling tile loudspeaker

On-Axis frequency response (2.83Vrms/1m):

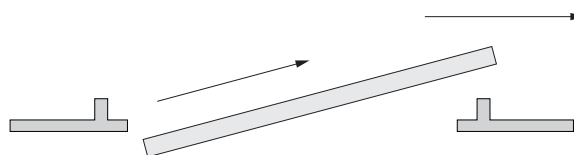


Installation procedure:

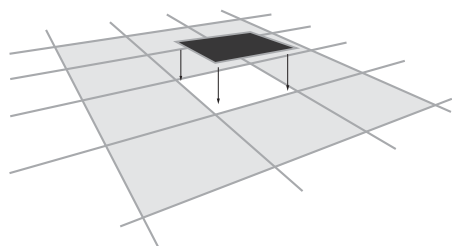
1



2



3



4

It may be necessary to lift up adjacent ceiling tiles and manipulate the grid structure slightly to help the speaker drop down into position properly.

- 1 Carefully remove existing ceiling tile from the ceiling grid.
- 2 Connect the speaker cable to the speaker and carefully lift it up through the aperture in the ceiling at an angle.
- 3 Gently lower the speaker down onto the support lips of the ceiling grid.

Amina Technologies Ltd: Cirrus House, Glebe Road, Huntingdon, Cambridgeshire,
PE29 7DL, UK

T: +44 (0) 1480 354390 / F: +44 (0) 356564
E: inspired@amina.co.uk / W: www.amina.co.uk

v1.4 April 2011 © Amina Technologies Ltd

amina[®]
TECHNOLOGIES LTD