

## M-Vision Cine 320

4,000 ANSI Lumens | Contrast Ratio: 2,000:1 | Part No:114-500

### M-Vision Cine 320 Series Digital Projectors



<b>Colour System:</b> 6 Segment RGBYCW Colour Wheel	<b>DMD Specification:</b> 1920 x 1080 pixels native. Fast transit pixels for smooth greyscale and improved contrast. <b>Aspect Ratio:</b> 16x9
<b>Display Type:</b> 1 x 0.95" DarkChip™ DMD™	<b>Fill Factor</b> 87%

### Key Features

#### Video & Graphics Processing

- High Bandwidth Digital & Analogue Receiver with 10 Bit A-D.
- 24p and 1080p native display.
- BrilliantColor™ for increased system brightness.
- Adaptive Contrast with frame-by-frame content analysis.
- The projector automatically detects interlaced video and implements 3:2 or 2:2 extraction as appropriate, with pixel based, motion adaptive interpolation and auto cadence correction.
- Image enhancement for MPEG, Mosquito noise & Colour Transients in composite sources.

#### Source Compatibility:

HDMI including Deep Color™ processing.  
Graphics standards up to 1920 x 1200 resolution at 60Hz via HDMI or VGA.  
Component Video (SD and HD) via YPrPb, RGB or RGBS.  
S-Video (PAL, NTSC & SECAM)  
Composite Video (PAL, NTSC & SECAM)

### Inputs/Outputs

Video & Computer			Communication & Control		
Type	Connector	Qty	Type	Connector	Qty
HDMI 1.3	HDMI	2	RS232	9-pin D Sub	1
VGA / Analog RGB	15-pin D-Sub	1	IR Input	3.5mm Stereo Jack	1
Component Video	3 x RCA	1	12V Trigger	3.5mm Stereo Jack	2
Component Video	3 x BNC	1			
S-Video	4-pin Mini DIN	1			
Composite Video	RCA	1			

#### 3D Formats Supported

Not applicable

#### HDTV Formats Supported

1080p (24Hz, 25Hz, 30Hz, 50Hz, 60Hz), 1080i (50Hz, 60Hz), 720p (50, 60Hz)

Computer Compatibility	Bandwidth
------------------------	-----------

Up to 1920 x 1200	200 MHz on analog RGB 165 Megapixels per second on HDMI
-------------------	--

Remote Control	Automation Control
----------------	--------------------

IR Remote Control On-Board keypad	RS232
--------------------------------------	-------

Colour Temperature
--------------------

User selectable from 5500 to 9300K
------------------------------------

Lamp Type	Typical Lamp Life
-----------	-------------------

1 x 320W High Intensity Discharge	Full Power: 1500 hours
-----------------------------------	------------------------

Lenses
--------

Lens	Part No.	Focus Range	Lens Shift
0.73 fixed	110-156	0.97m - 1.3m	none
0.84 - 1.03 : 1 zoom	112-762	1.5m - 4m	Vert: 0.45 (U) 0.45 (D) frame, Hor: 0.12 (L) 0.12 (R) frame
1.56 - 1.86 : 1 zoom	110-157	2m - 7m	Vert: 0.6 (U) 0.6 (D) frame, Hor: 0.15 (L) 0.15 (R) frame
1.85 - 2.40 : 1 zoom	110-158	2.5m - 10m	Vert: 0.6 (U) 0.6 (D) frame, Hor: 0.15 (L) 0.15 (R) frame
2.4 - 4.0 : 1 zoom	112-319	4m - 12m	Vert: 0.6 (U) 0.6 (D) frame, Hor: 0.15 (L) 0.15 (R) frame

Lens Mount
------------

Manual shift, zoom & focus.
-----------------------------

Mechanical Mounting	Orientation
---------------------	-------------

Front/Rear Table Front/Rear Ceiling Adjustable Front/Rear Feet	<b>Table Top or Inverted:</b> Yes <b>Pointing Up:</b> +/-12° from horizontal <b>Pointing Down:</b> +/-12° from horizontal <b>Roll (Portrait):</b> Yes - only with exhaust pointing upwards
--	---

Power Requirements	Power Consumption
--------------------	-------------------

100-240VAC 50/60Hz single phase	425W
---------------------------------	------

Thermal Dissipation	Fan Noise
---------------------	-----------

1451 BTU/Hour	38 dBA
---------------	--------

Operating/Storage Temperature	Operating Humidity
-------------------------------	--------------------

Operating: 10 to 35C (50 to 95F) Storage: -20 to 60C (-4 to 140F)	20% to 85% non condensing
--	---------------------------

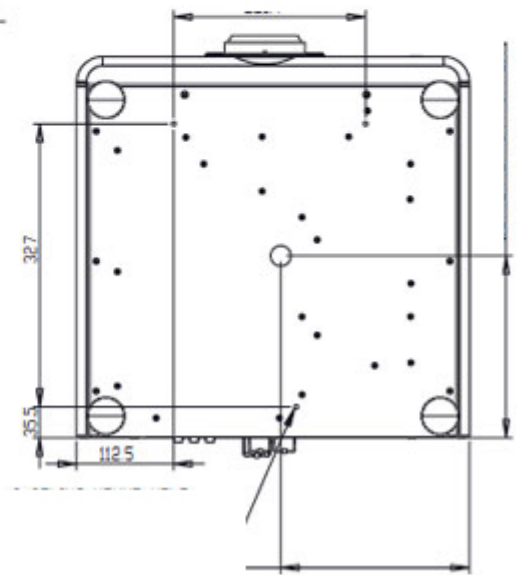
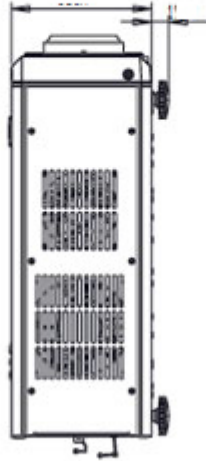
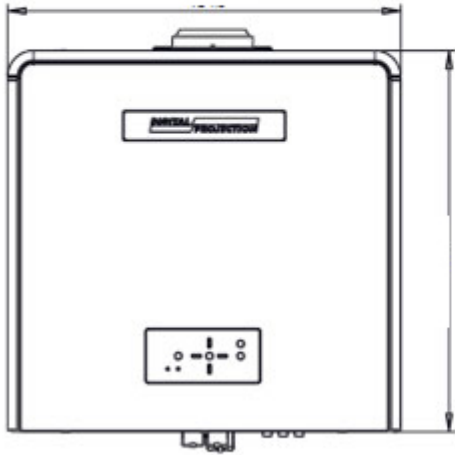
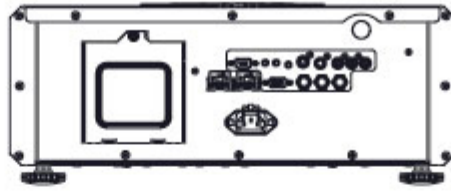
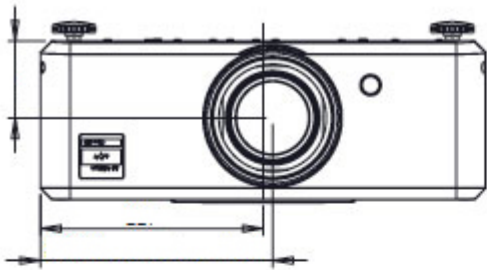
Weight (Chassis Only)	Dimensions
-----------------------	------------

13 kg 28.7 lb	L: 44 cm W:45.4 cm H:18.2 cm L: 17.3 in W:17.9 in H:7.2 in
------------------	---

Safety & EMC Regulations
--------------------------

CE, FCC Class A, UL, C-UL, KC, CCC
------------------------------------

*\*Dimensions included for reference only and are subject to change. Please download the full set of CAD files for this display for more accurate information.*



## Downloads

[PDF CAD Drawings](#)

[User Guides](#)

[AUTOCAD Drawings](#)

[Important Information](#)

---

Specifications subject to change without notice. Digital Projection version: - ©2012 Digital Projection.  
DLP®, Digital Light Processing™ and DMD are trademarks of Texas Instruments, Inc

---

**DIGITAL PROJECTION, INC** 55 CHASTAIN ROAD, SUITE 115 KENNESAW, GA. 30144  
T: 770.420.1350 | F: 770.420.1360 | [www.digitalprojection.com](http://www.digitalprojection.com)

**DIGITAL PROJECTION, LTD** GREENSIDE WAY, MIDDLETON MANCHESTER, UK. M24 1XX  
T: +44.161.947.3300 | F: +44.161.684.7674 | [www.digitalprojection.co.uk](http://www.digitalprojection.co.uk)

**DIGITAL PROJECTION, CHINA** TOWER C, RM C1202, CAI FU JIA YUAN, NO. 19 XIAO YING STREET, CHAOYANG DISTRICT BEIJING, PR CHINA 100101  
T: +86.10.58239771 | F: +86 10 58239770

**DIGITAL PROJECTION, ASIA** 16 NEW INDUSTRIAL ROAD, #02-10 HUDSON TECHNOCENTRE SINGAPORE 536204  
T: +65.6284.1138 | F: +65.6284.1238