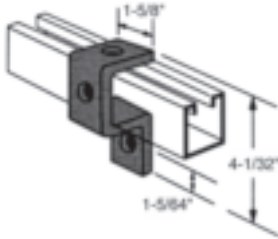


## FITTINGS

**DATA:**  
 1/4" thick, 1 5/8" wide, holes 9/16" dia.,  
 spaced 1 7/8" on center & 1 3/16" from end.

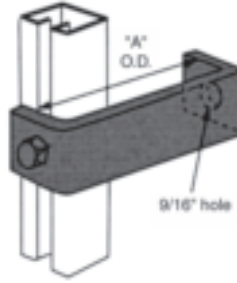
FINISH: Electro-Galvanized

### B-616 "U" FITTING




### B-615 CLEVIS CONNECTOR

A	Wt. lbs./C
4"	78
5"	89
6"	101
7"	112
8"	124




### B-605 FOUR HOLE SPLICE CHANNEL

\* Use with M-132, M-134



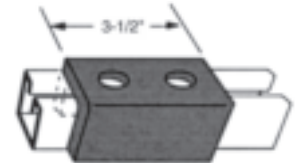
### B-606 THREE HOLE SPLICE CHANNEL

\* Use with M-162, M-164, M-166



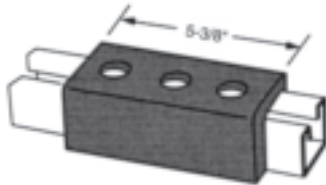
### B-607 TWO HOLE SPLICE CHANNEL

\* Use with M-162, M-164, M-166




### B-604 THREE HOLE SPLICE CHANNEL

\* Use with M-132, M-134



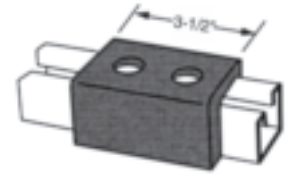
### B-608 FOUR HOLE SPLICE CHANNEL

\* Use with M-162, M-164, M-166



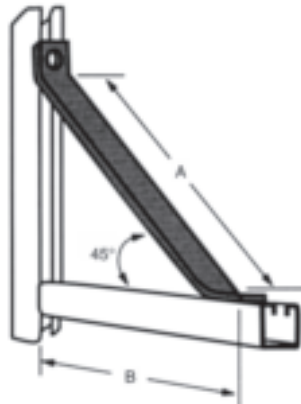
### B-609 TWO HOLE SPLICE CHANNEL

\* Use with M-132, M-134



### B-603 KNEE BRACE

Cat. No.	A	B
B-603-1	16 5/8"	13 5/8"
B-603-2	12"	10 1/8"



### B-620-FL-1 SINGLE POST BASE

wt: 358#/C

