

VALUE SERIES®

Electric Dogging (V40xED)

The **V40xED** Electric Dogging is designed for entrance and exit doors with panic or fire exit hardware. When energized, and after a pushpad is depressed, the pushpad and the latch bolt remain retracted, providing push-pull operation. Relocking all devices is accomplished by using a single switch or through a fire alarm input.



V40xEDx628



V40xEDx711

Wide Stile shown, for Narrow Stile, specify NS Option
(for use on 36" and 48" doors with 2" stiles).

Benefits

- Priced to be the best value for durable and attractive panic hardware
- Pushpad remains depressed while latch is retracted, preventing unnecessary cycling, for quieter operation
- While dogged, pushpad remains out of the path of egress, removing the typical catch point found with other exit devices
- One-touch operation turns any secured door or group of doors into push-pull openings and releases them as required
- Door remains locked until first activation of pushpad (exit) allows remote activation of dogging mode
- Allows remote deactivation of dogging for instantaneous lockdown mode
- Simple mounting and wiring provide quick, trouble-free installation, saving time and money
- Economical alternative to latch retraction when only dogging is required
- Rugged, durable design reduces maintenance
- Secure installation prevents costly mistakes and enhances security
- Fits almost any door in any décor

Features

- Tamper resistant housing
- Maintained latch and pushpad retraction
- Continuous duty magnet
- Operates on 24VAC or 24VDC

Mechanical Options

- F - 3-Hour Fire Rated
- H - Hurricane Rated
- 36 - Fits 36" Door Width (Std.)
- 48 - Fits 48" Door Width
- 99 - Surface Strike (Std.)
- 98 - Semi Mortise Strike
- Available with 628 Base Rail Extrusion (Std.)
- Available with 711 Base Rail Extrusion

Electrical Options

- EX - Request to Exit Switch
- 90-800 - 24VDC filtered, regulated with fire loop connection
- 80-800 Power Supply - 24VDC filtered, regulated with fire loop connection with battery charging circuit
- PP-5152-2 24VAC transformer

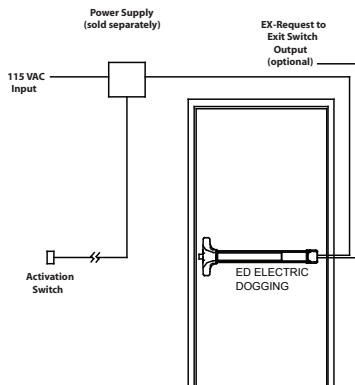
Accessories

- SN1 - Sex Nut Fasteners
- FC - Flex Conduit and End Cap
- PT5 - Power Transfer
- EWH8-626 - Electric Hinge
- NSK - Narrow Stile Conversion Kit - Converts V40 to fit narrow stile glass door applications
- Outside Trim (see Value Series Trim Options)

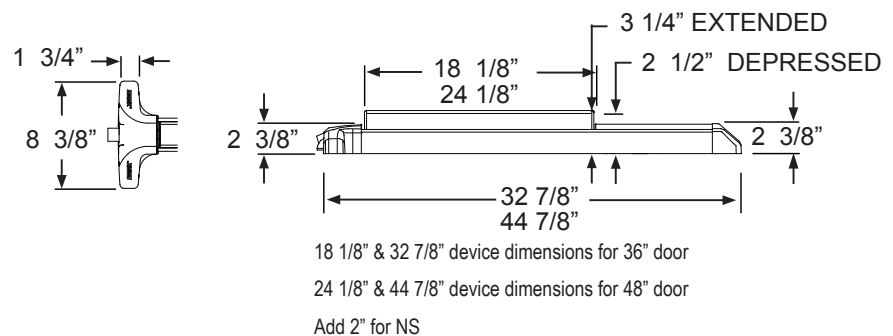
Technical Information

- Door Types - Wood, Hollow Metal, Fiberglass or Aluminum
- Door Thickness - Fits standard 1-3/4" - 2-1/4"
- Door Stile - Fits 2" narrow stile doors with 98 semi-mortise strike - Specify V40xNS
- Door Stile - Fits minimum 4-1/8" with 99 strike
- Machine and Self Drilling Screws (Std.)
- Optional Sex Nuts or Security Torx Screws available

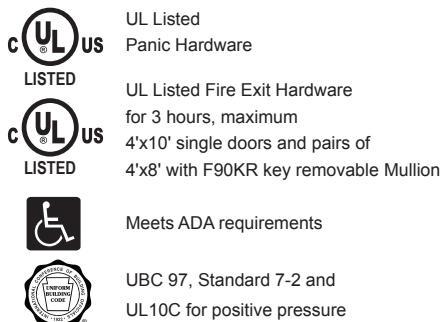
Riser Diagram



Dimensions



Listings and Approvals - V40



Detex Limited Warranty

10 Year Mechanical/3 Year Electrical Limited Manufacturer's Warranty



Detex Corporation
302 Detex Drive
New Braunfels, Texas 78130-3045 USA
PH. (830) 629-2900
(800) 729-3839
FAX (830) 620-6711
(800) 653-3839
<http://www.detex.com>
USA Sales:
marketing@detex.com
International Sales:
export@detex.com

VALUE SERIES®

Delayed Egress Rim Exit Device (V40xEE)

The **V40xEE**, designed for **primary and secondary exits**, provides a secure **15-second delay** and a **100dB alarm** when someone attempts to exit. This 15-second delay allows management time to respond before someone exits and the alarm deters the exit from occurring. Per life safety requirements, the V40xEE must be provided with a fire alarm input, thus providing a system override during a fire emergency. The V40xEE provides security while meeting all life safety concerns, offering an exceptional value.



Benefits

- Priced to be the best value for durable and attractive delayed egress panic hardware
- Reduces employee and customer theft
- Fast and easy installation
- Secure installation prevents mistakes, enhances security and reduces maintenance
- Durable design provides years of trouble-free protection, saving on replacement costs
- Fits almost any door in any décor
- Controls foot traffic, deters unauthorized exits, prevents loss and meets building code requirements

Features

- Powered by a 24VDC filtered and regulated power supply
- Power supply delivers a constant 24VDC of filtered and regulated voltage at a rated load of 1A
- Stainless steel, 3/4" deadlocking Pullman-type latch bolt
- Non-handed, field sizeable
- 100dB alarm
- 1/8 turn cylinder dogging
- Sturdy angled end-cap
- Heavy-duty ribbed aluminum rail extrusion
- Accommodates all types of mortise cylinders with a standard Yale cam
- Patented mounting plate and strike locator system provide perfect alignment with door and frame
- Single mortise cylinder provides arming and dogging - can be factory installed
- State-of-the-art electronics offer reliable security and instantaneous alarm
- Visual and audible arming indicators
- 9V battery provides alarm function only in case of power failure
- Armed and disarmed field selectable status indicator
- Delayed arming allows arming after door closes
- Remote signal output and remote bypass input standard
- Alarm triggered by latch bolt movement
- Fire alarm input can be connected at power supply
- Includes delayed egress panic bar, 24VDC filtered and regulated power supply, door sign and 3' conduit loop

Electrical Options

- 30 - 30 second delayed egress available (must have letter from AHJ)
 - Delayed Egress with Electromagnetic Lock (EM)
 - AL18 - Surface Armored Loop (Door/Frame mounted)
 - SI- Status Indicators - Armed/Disarmed
 - EE05 Options Package - Non-extended bypass, alarm sounds if door left open / silent arming / reset alarm with access control, or reset alarm with key only.
- Other Value Series Delayed Egress Panic Devices Include:
- PT5 - Power Transfer

Mechanical Options

- MC65 - Factory Installed Mortise cylinder
- IC7 - Factory Installed IC Housing
- F - 3-Hour Fire Rated
- H - Hurricane Rated
- CD - Cylinder Dogging (Std.)
- LD - Less Dogging
- KS - Key Stop (Key removed only when armed)
- 36" Door Width (Std.)
- 48" Door Width
- 99 - Surface Strike (Std.)
- 98 - Semi Mortise Strike
- Available with 628 Base Rail Extrusion (Std.)
- Available with 711 Base Rail Extrusion

Accessories

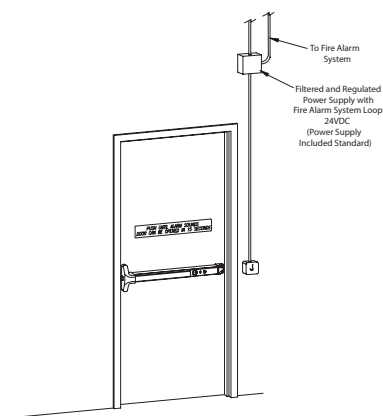
- SN1 - Sex Nut Fasteners
- NSK - Narrow Stile Conversion Kit - Converts V40 to fit narrow stile glass door applications
- Optional Cylinder Nut Wrench P/N: 103779
- Outside Trim (see Value Series Trim Options)
- Foreign Language Signs available Contact Factory



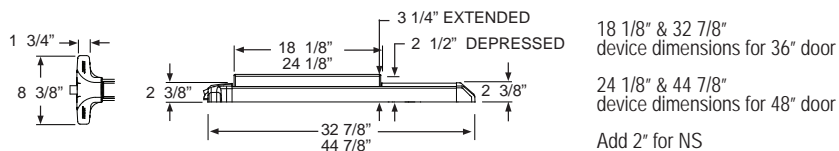
Technical Information

- Door Types - Wood, Hollow Metal, Fiberglass or Aluminum
- Door Thickness - Fits standard 1-3/4" - 2-1/4"
- Door Stile - Fits 2" narrow stile doors with 98 semi-mortise strike - Specify V40xNS
- Door Stile - Fits standard door with 99 surface strike (Std.)
- Machine and Self-Drilling Screws (Std.)
- Optional Sex Nuts or Security Torx Screws available


Riser Diagram



Dimensions



Listings and Approvals



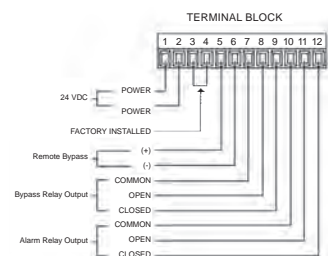
Detex Limited Warranty

10 Year Mechanical/3 Year Electrical Limited Manufacturer's Warranty

Where Trust is Built™
DETEX®
Life Safety and Security Door Hardware

Detex Corporation
 302 Detex Drive
 New Braunfels, Texas 78130-3045 USA
 PH. (830) 629-2900
 (800) 729-3839
 FAX (830) 620-6711
 (800) 653-3839
<http://www.detex.com>
 USA Sales:
marketing@detex.com
 International Sales:
export@detex.com

Terminal Block



VALUE SERIES®

Alarmed Rim Exit Device with Remote Signal and Remote Bypass (V40xEHxR)

The **V40xEHxR** device option is designed for doors that require a hardwired, alarmed panic device with remote signal and bypass. When the alarm sounds a remote signal can be sent to turn on a remote horn, strobe or other security device. The alarm can also be bypassed using a remote button, keypad, card reader or other access control device. The alarm, with approximately 100dB will sound when someone attempts to exit, alerting management that an unauthorized exit has occurred. With electric switching that monitors the pushpad, the V40xEHxR provides a high level of security while also meeting all life safety concerns.



V40xEHxR
(Shown with mortise cylinder - sold separately)



V40xEHxRx711xBLK
(Shown with mortise cylinder - sold separately)



V40xEHxRx711
(Shown with mortise cylinder - sold separately)

Wide Stile shown, for Narrow Stile, specify NS Option
(for use on 36" and 48" doors with 2" stiles).

Benefits

- Priced to be the best value for durable and attractive loss prevention panic hardware
- Reduces employee and customer theft
- Fast and easy installation
- Secure installation prevents mistakes, enhances security and reduces maintenance
- Durable design provides years of trouble free protection, saving on replacement costs
- Fits almost any door in any décor
- Controls foot traffic, deters unauthorized exits, prevents loss and meets building code requirements

Features

- V40xEHxR - Alarmed Exit Device powered by 12V or 24 AC/DC power, with 9-volt battery backup
- Stainless steel, 3/4" deadlocking Pullman type latch bolt
- Non-handed, field sizeable
- 100 decibel alarm
- 1/8 turn cylinder dogging
- Heavy duty angled end cap
- Heavy duty ribbed aluminum rail extrusion
- Accommodates all types of mortise cylinders with a standard Yale cam (collar required for 7-pin IC cylinders)
- Patented back plate and plastic strike locator provide paperless template for perfect alignment with door and frame
- Single mortise cylinder (sold separate) provides arming and dogging
- State of art electronics offer reliable security and instantaneous alarm
- Field selectable key rearm or 2 min. auto rearm
- Visual and audible arming indicators
- Armed and disarmed field selectable status indicator
- Delayed arming allows arming after door closes

Mechanical Options

- CD - Cylinder Dogging (Std.)
- LD - Less Dogging
- IC7 - 7 pin small format interchangeable cylinder housing pre-installed at factory
- MC65 - Mortise cylinder pre-installed at factory
- KS - Key Stop - key removed only when armed
- 36 - Fits 36" Door Width (Std.)
- 48 - Fits 48" Door Width
- F - 3-Hour Fire Rated
- H - Hurricane Rated
- 99 - Surface Strike (Std.)
- 98 - Semi Mortise Strike
- Available with 628 Base Rail Extrusion (Std.)
- Available with 711 Base Rail Extrusion

Where Trust is Built™
DETEX®
Life Safety and Security Door Hardware

Electrical Options

- R - Remote Signal - Form C signaling when alarm sounds and remote bypass input allows authorized use without an alarm
- LBM - Latch Bolt Monitoring

- AD1 - 1 Second Arming Delay
- AD2 - 5 Second Arming Delay

- AD3 - 10 Minute Auto Rearm
- AD4 - 20 Minute Auto Rearm

Accessories

- SN1 - Sex Nut Fasteners

- NSK - Narrow Stile Conversion Kit - Converts V40 to fit narrow stile glass door applications

- Outside Trim (see Value Series Trim Options)

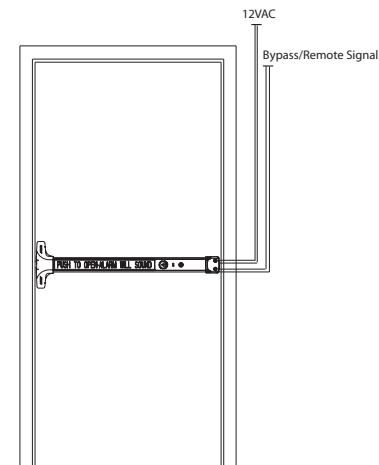
Technical Information

- Door Types - Wood, Hollow Metal, Fiberglass or Aluminum
- Door Thickness - Fits standard 1-3/4" - 2-1/4"

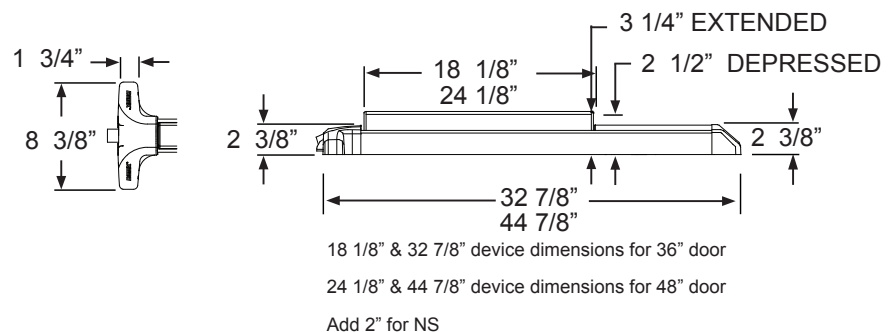
- Door Stile - Fits 2" narrow stile doors with 98 semi-mortise strike - Specify V40xNS
- Door Stile - Fits standard door with 99 surface strike (Std.)

- Machine and Self Drilling Screws (Std.)
- Optional Sex Nuts or Security Torx Screws available

Riser Diagram



Dimensions



Listings and Approvals



UL Listed
Panic Hardware



UL Listed Fire Exit Hardware
for 3 hours, maximum
4'x10' single doors and pairs of
4'x8' with F90KR key removable Mullion



UBC 97, Standard 7-2 and
UL10C for positive pressure



ANSI/BHMA certified A156.3



Meets NFPA 80 & 101
for Life Safety



Miami-Dade County, Florida
NOA 10-0303.02 EXP. 04/07/15
State of Florida Approval FL9052



California State Fire Marshall -
4140-0127:105 & 3725-0127:108

Detex Limited Warranty

10 Year Mechanical/3 Year Electrical
Limited Manufacturer's Warranty

Where Trust is Built™
DETEX®
Life Safety and Security Door Hardware

Detex Corporation
302 Detex Drive
New Braunfels, Texas 78130-3045 USA
PH. (830) 629-2900
(800) 729-3839
FAX (830) 620-6711
(800) 653-3839
<http://www.detex.com>
USA Sales:
marketing@detex.com
International Sales:
export@detex.com

Electric Integration Panic Device (V40xEI)

The Electric Integration device, designed for applications where electric integration is required, provides the customer with a means of integration to new or existing systems, including the Detex Series 800 Logic Controller. The customer may select from these components to integrate and create different functions from the single product package. This variety of components offers an alarm to sound, monitor the latch bolt position and/or pushpad when depressed, signals a remote panel by key switch operation when activated from inside or outside authorization, and offers 2 LED's to enhance required functions. The operation of switches will open or close (SPDT) to integrate with digital video recorders, remote alarms, strobe lights, or commence the cycle in a separate delayed egress system.



V40xEI
(Shown with mortise cylinder - sold separately)



V40xEIxBKxBLK
(Shown with mortise cylinder - sold separately)



V40xEI711
(Shown with mortise cylinder - sold separately)

For use in Value Series rim (V40)

Benefits

- Priced to be the best value for durable and attractive loss prevention panic hardware
- Fast and easy installation
- Multiple switching choices for ease-of-use
- Durable electronics provide years of trouble free service, saving on replacement costs
- Controls foot traffic, deters unauthorized exits, prevents loss and meets building code requirements
- Integrates with logic controllers, power supplies and most security equipment, to provide reliable integrated loss prevention protection

Features

- State-of-the-art electronics for reliable security and instantaneous switch activation
- Tamper resistant switching electronically monitors pushpad, latch bolt and outside key access
- 100dB piezo alarm
- Mortise cylinder key switch output (Form C)
- Pushpad/Latch bolt position switch outputs
- Authorized access switch output
- (3) Standard SPDT (Form C) switches
- Simple "plug-in" header type terminal strip located near end cap for easy install
- Dual LED visual arming indicators (one red and one green)
- All switching capable of handling 12 or 24 Volts AC or DC
- Code-compliant door sign

Mechanical Options

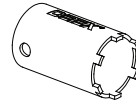
- LD - Less Dogging
- H - Hurricane Rated
- KS - Key Stop - Key removed only when armed
- F - 3-Hour Fire Rated

Electrical Options

- 10-800 or 11-800 Logic Controller and Power Supply for Electric Integration (required but not included)
- LBM - Latch Bolt Monitoring

Accessories

- SN1 - Sex Nut Fasteners
- NSK - Narrow Stile Conversion Kit - Converts V40 to fit narrow stile glass door applications
- Security Torx Screws available
- MC65 - Pre-installed Mortise Cylinder
- IC-7 - Pre-installed Interchangeable Core Housing
- FC - Flex Conduit & End-Cap Fittings
- AL18 - Surface Armored Loop (Door Frame mount)
- PT-5 - Power Transfer
- EWH8-626 - Electric Hinge
- Optional Cylinder Nut Wrench P/N: 103779
- Foreign Language Signs available



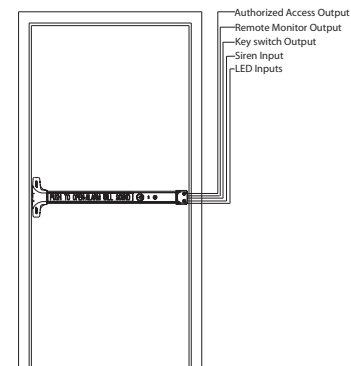
Technical Information

- Detachable plug-in terminal strip
- Switch jumpers for NO/NC contacts
- Door Stile - Fits 2" narrow stile doors with 98 semi-mortise strike - Specify V40xNS
- Door Stile - Fits standard door with 99 surface strike (Std.)
- Machine and Self Drilling Screws (Std.)
- Through-wire hinge or power transfer compatible

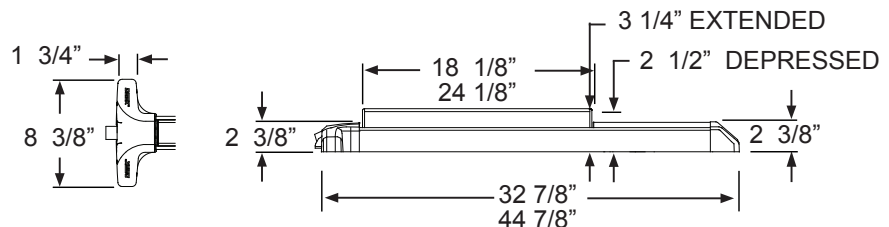
Finishes

- Available with 628 Base Rail Extrusion (Std.)
- Available with 711 Base Rail Extrusion

Riser Diagram



Dimensions



18 1/8" & 32 7/8" device dimensions for 36" door

24 1/8" & 44 7/8" device dimensions for 48" door

Add 2" for NS

Listings and Approvals



UL Listed
Panic Hardware



UL Listed Fire Exit Hardware
for 3 hours, maximum
4'x10' single doors and pairs of
4'x8' with F90KR key removable Mullion



Meets ADA requirements



ULC 97, Standard 7-2 and
UL10C for positive pressure



ANSI/BHMA certified A156.3



Meets NFPA 80 & 101
for Life Safety



Miami-Dade County, Florida
NOA 10-0303.02 EXP. 04/07/15
State of Florida Approval FL9052



California State Fire Marshall -
4140-0127:105 & 3725-0127:108

Detex Limited Warranty

10 Year Mechanical/3 Year Electrical
Limited Manufacturer's Warranty

Where Trust is Built™
DETEX®
Life Safety and Security Door Hardware

Detex Corporation
302 Detex Drive
New Braunfels, Texas 78130-3045 USA
PH. (830) 629-2900
(800) 729-3839
FAX (830) 620-6711
(800) 653-3839
<http://www.detex.com>
USA Sales:
marketing@detex.com
International Sales:
export@detex.com

VALUE SERIES®

Delayed Egress Rim Exit Device with Magnetic Locking (V40xEM)

The **V40xEM**, designed for **primary and secondary exits**, provides a secure **15-second delay** and a **100dB alarm** when someone attempts to exit. This 15-second delay allows management time to respond before someone exits and the alarm deters the exit from occurring. Per life safety requirements, the V40xEM must be provided with a fire alarm input, thus providing a system override during a fire emergency. The V40xEM provides security while meeting all life safety concerns, offering an exceptional value.



Benefits

- 2 point locking provides tandem holding force of (1400 lb.) latch bolt and (1500 lb.) electromagnetic lock
- Priced to be the best value for durable and attractive delayed egress panic hardware
- Reduces employee and customer theft
- Fast and easy installation
- Secure installation prevents mistakes, enhances security and reduces maintenance
- Fits almost any door in any décor
- Durable design provides years of trouble-free protection, saving on replacement costs
- Controls foot traffic, deters unauthorized exits, prevents loss and meets building code requirements

Features

- Powered by a 24VDC filtered and regulated power supply
- Heavy-duty ribbed aluminum rail extrusion
- Armed and disarmed field selectable status indicator
- Panic Device and power supply have passed testing for electrostatic discharge (ESD) by an independent testing laboratory
- Accommodates all types of mortise cylinders with a standard Yale cam
- Delayed arming allows arming after door closes
- Power supply delivers a constant 24VDC of filtered and regulated voltage at a rated load of 1A, including ripple rejection and transient noise suppression circuitry
- Patented mounting plate and strike locator system provide perfect alignment with door and frame
- Remote signal output and remote bypass input standard
- Alarm triggered by latch bolt movement
- Stainless steel, 3/4" deadlocking Pullman-type latch bolt
- Single mortise cylinder provides arming and dogging - can be factory installed
- Fire alarm input can be connected at power supply or panic bar
- Includes delayed egress panic bar, 24VDC filtered and regulated power supply, 1500 lb electromagnetic lock, door sign and 3' conduit loop
- Non-handed, field sizeable
- State-of-the-art electronics offer reliable security and instantaneous alarm
- Visual and audible arming indicators
- 100dB alarm
- 9V battery provides alarm function only in case of power failure
- 1/8 turn cylinder dogging

Mechanical Options

- MC65 - Factory Installed Mortise cylinder
- IC7 - Factory Installed IC Housing
- F - 3-Hour Fire Rated
- H - Hurricane Rated

- CD - Cylinder Dogging (Std.)
- LD - Less Dogging
- 36" Door Width (Std.)
- 48" Door Width
- 99 - Surface Strike (Std.)

- 98 - Semi Mortise Strike
- KS - Key Stop (Key removed only when armed)
- Available with 628 Base Rail Extrusion (Std.)
- Available with 711 Base Rail Extrusion

Electrical Options

- 30 Second Delayed Egress (must have letter from AHJ)

- AL18 - Surface Armored Loop (Door/Frame mounted)
- PT5 - Power Transfer

- Other Value Series Delayed Egress Panic Devices Include:
- Delayed Egress (EE)

Accessories

- NSK - Narrow Stile Conversion Kit - Converts V40 to fit narrow stile glass door applications

- Outside Trim (see Value Series Trim Options)
- SN1 - Sex Nut Fasteners

- Foreign Language Signs available Contact Factory

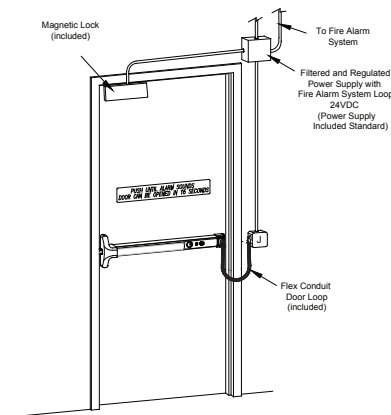
Technical Information

- Door Types - Wood, Hollow Metal, Fiberglass or Aluminum
- Door Thickness - Fits standard 1-3/4" - 2-1/4"

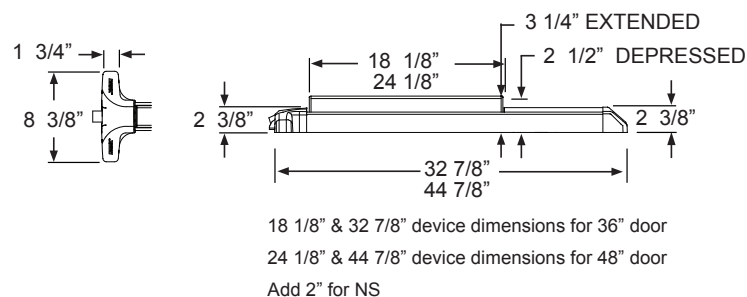
- Door Stile - Fits 2" narrow stile doors with 98 semi-mortise strike - Specify V40xNS
- Door Stile - Fits standard door with 99 surface strike (Std.)

- Machine and Self-Drilling Screws (Std.)
- Optional Sex Nuts or Security Torx Screws available

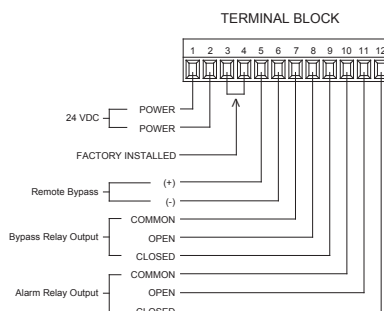
Riser Diagram



Dimensions



Terminal Block



Listings and Approvals

- UL Listed Panic Hardware
- UL Listed Fire Exit Hardware for 3 hours, maximum
- 4'x10' single doors and pairs of 4'x8' with F90KR keyed removable Mullion
- UL Listed Controlled Exit Device (FULA)
- UL Listed Special Locking Arrangements (FWAX)
- Meets ADA requirements
- UBC 97, Standard 7-2 and UL10C for positive pressure
- ANSI/BHMA certified (ANSI A156.3 and ANSI A156.24 Grade 1)
- Meets NFPA 80 & 101 for Life Safety
- Miami-Dade County, Florida NOA 10-0303.02 EXP. 04/07/15
- State of Florida Approval #FL9052
- California State Fire Marshall - 4140-0127:105, 3774-0127:106 and 3725-0127:108

Detex Limited Warranty

10 Year Mechanical/3 Year Electrical Limited Manufacturer's Warranty

Where Trust is Built™
DETEx
Life Safety and Security Door Hardware

Detex Corporation
302 Detex Drive
New Braunfels, Texas 78130-3045 USA
PH. (830) 629-2900
(800) 729-3839
FAX (830) 620-6711
(800) 653-3839
<http://www.detex.com>
USA Sales:
marketing@detex.com
International Sales:
export@detex.com

VALUE SERIES®

Electric Latch Retraction Panic Device (V40xER)

The Electric Latch Retraction (V40xER) exit device option is designed for entrance and exit doors with panic or fire exit hardware where remote unlocking, remote dogging, access control or automatic door operator is desired.



V40xERx711xBLK

Wide Stile shown, for Narrow Stile, specify NS Option
(for use on 36" and 48" doors with 2" stiles).

Benefits

- Durable design provides years of trouble free protection, saving on replacement costs
- Fits almost any door in any décor
- Controls foot traffic, deters unauthorized exits, prevents loss and meets building code requirements

Features

- Voltage - 24VDC
- Momentary or maintained latch and pushpad retraction
- Requires 81-800, 82-800 or 83-800 Controller and Power Supply - sold separately
- Continuous Duty Motor - quiet operation
- Optional EX Exit Switch - Pushpad monitor switch

Mechanical Options

- 36 - Fits 36" Door Width (Std.)
- H - Hurricane Rated
- Available with 628 Base Rail Extrusion (Std.)
- 48 - Fits 48" Door Width
- 99 - Surface Strike (Std.)
- Available with 711 Base Rail Extrusion
- F - 3-Hour Fire Rated
- 98 - Semi Mortise Strike

Electrical Options

- 81-800, 82-800 or 83-800 Logic Controller and Power Supply (Required - sold separately)

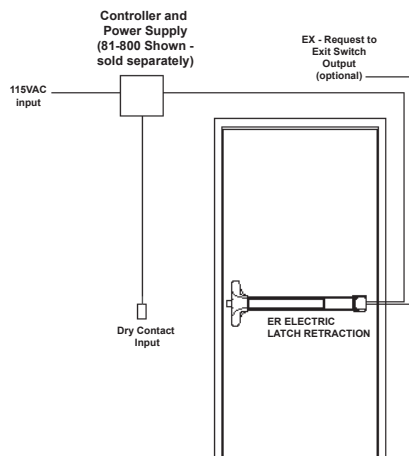
Accessories

- SN1 - Sex Nut Fasteners
- NSK - Narrow Stile Conversion Kit - Converts V40 to fit narrow stile glass door applications
- Outside Trim (see Value Series Trim Options)

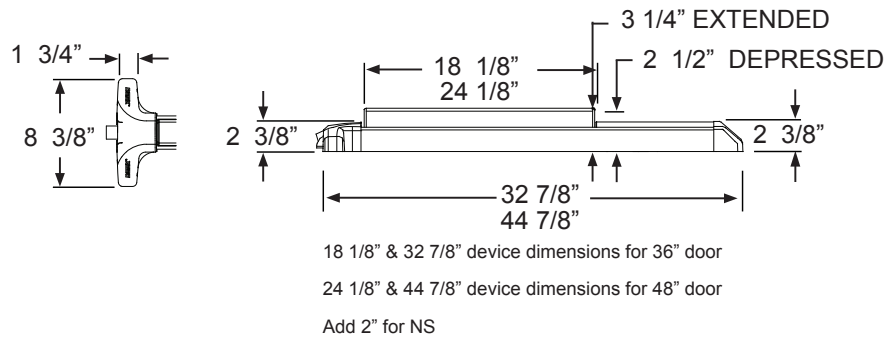
Technical Information

- Door Types - Wood, Hollow Metal, Fiberglass or Aluminum
- Door Thickness - Fits standard 1-3/4" - 2-1/4"
- Door Stile - Fits 2" narrow stile doors with 98 semi-mortise strike - Specify V40xNS
- Door Stile - Fits standard door with 99 surface strike (Std.)
- Machine and Self-Drilling Screws (Std.)
- Optional Sex Nuts or Security Torx Screws available

Riser Diagram



Dimensions



Listings and Approvals



UL Listed
Panic Hardware



UL Listed Fire Exit Hardware
for 3 hours, maximum
4'x10' single doors and pairs of
4'x8' with F90KR key removable Mullion



Meets ADA requirements



ULC 97, Standard 7-2 and
UL10C for positive pressure



ANSI/BHMA certified A156.3



Meets NFPA 80 & 101
for Life Safety



Miami-Dade County, Florida
NOA 10-0303.02 EXP. 04/07/15
State of Florida Approval FL9052



California State Fire Marshall -
4140-0127:105 & 3725-0127:108

Detex Limited Warranty

10 Year Mechanical/3 Year Electrical
Limited Manufacturer's Warranty

Where Trust is Built™
DETEx®
Life Safety and Security Door Hardware

Detex Corporation
302 Detex Drive
New Braunfels, Texas 78130-3045 USA
PH. (830) 629-2900
(800) 729-3839
FAX (830) 620-6711
(800) 653-3839
<http://www.detex.com>
USA Sales:
marketing@detex.com
International Sales:
export@detex.com

VALUE SERIES®

Electric Switching Rim Exit Device (V40xES)

The Electric Switching (V40xES) device option is designed for doors that require a means of switching when someone depresses the pushpad on the panic device during egress or retracts the latch using an authorized key in an outside trim. Always used in conjunction with other security items, the V40xES provides a normally closed or normally open contact that can be used for a variety of different uses such as activating a remote horn or strobe. The V40xES is UL listed as panic and fire exit hardware as well as UBC standard 7-02 (positive pressure).



Wide Stile shown, for Narrow Stile, specify NS Option
(for use on 36" and 48" doors with 2" stiles).

Benefits

- | | | |
|---|--|--|
| • Priced to be the best value for durable and attractive loss prevention panic hardware | • Fast and easy installation | • Controls foot traffic, deters unauthorized exits, prevents loss and meets building code requirements |
| • Reduces employee and customer theft | • Secure installation prevents mistakes, enhances security and reduces maintenance | |

Features

- | | | |
|---|----------------------------|---|
| • Signal switching monitors latch bolt, pushpad and authorized access | • Remote bypass capability | • Normally Open or Normally Closed (field selectable) |
|---|----------------------------|---|

Mechanical Options

- | | | |
|--------------------------------|-------------------------|---|
| • CD - Cylinder Dogging (Std.) | • F - 3-Hour Fire Rated | • FC - Flex Conduit Loop (3') and end-cap connector |
| • LD - Less Dogging | • H - Hurricane Rated | |

Electrical Options

- | | |
|--|-------------------------------|
| • R - Remote Signal (Form C signaling when alarm sounds) | • LBM - Latch Bolt Monitoring |
|--|-------------------------------|

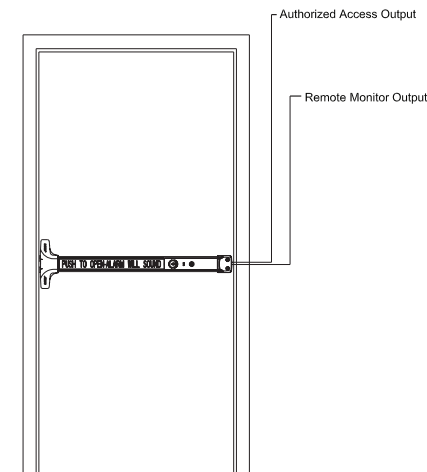
Accessories

- SN1 - Sex Nut Fasteners
- KS - Key Stop - key removed only when armed
- NSK - Narrow Stile Conversion Kit - Converts V40 to fit narrow stile glass door applications
- SSK - Security Torx Screws
- MC65 - Pre-Installed mortise cylinder
- IC7 - Pre-installed interchangeable core housing
- PT5 - Power Transfer
- EWH8-626 - Electric Hinge

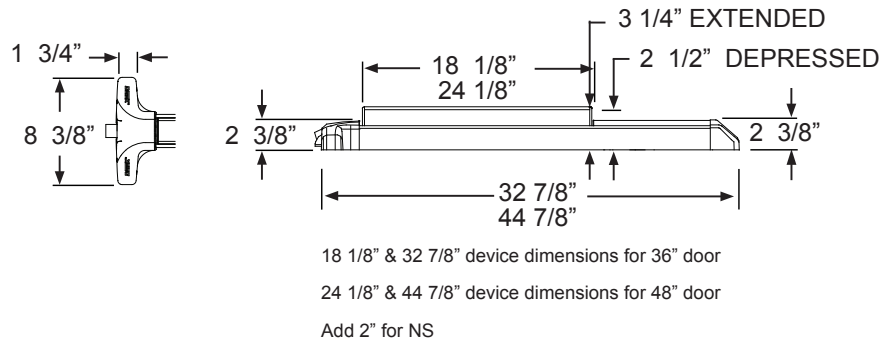
Technical Information

- Door Stile - Fits 2" narrow stile doors with 98 semi-mortise strike - Specify V40xNS
- Door Stile - Fits standard door with 99 surface strike (Std.)
- Detachable plug-in terminal strip
- Through-wire or power transfer compatible
- Machine and Self Drilling Screws (Std.)
- Switch jumpers for NO/NC contacts

Riser Diagram



Dimensions



Listings and Approvals



UL Listed
Panic Hardware

LISTED



UL Listed Fire Exit Hardware
for 3 hours, maximum
4'x10' single doors and pairs of
4'x8' with F90KR key removable Mullion



Meets ADA requirements



UBC 97, Standard 7-2 and
UL10C for positive pressure



ANSI/BHMA certified A156.3



Meets NFPA 80 & 101
for Life Safety



Miami-Dade County, Florida
NOA 10-0303.02 EXP. 04/07/15
State of Florida Approval FL9052



California State Fire Marshall -
4140-0127:105 & 3725-0127:108

Detex Limited Warranty

10 Year Mechanical/3 Year Electrical
Limited Manufacturer's Warranty

Where Trust is Built™
DETEx
Life Safety and Security Door Hardware

Detex Corporation
302 Detex Drive
New Braunfels, Texas 78130-3045 USA
PH. (830) 629-2900
(800) 729-3839
FAX (830) 620-6711
(800) 653-3839
<http://www.detex.com>
USA Sales:
marketing@detex.com
International Sales:
export@detex.com

VALUE SERIES®

Electric Request to Exit Switching (V40xEX)

The **V40xEX** Electric Request to Exit Switching device, designed for applications where electric signaling is required, provides the customer with a means of signaling when the push pad is depressed. The EX Exit Switching monitors the pushpad and when depressed, will open or close (SPDT) to signal an alarm, send a remote signal to monitor egress, or commence the cycle in a separate delayed egress system.



V40xEXxHDx628xBLK



V40xEXxHDx711xBLK



V40xEXxHDxRWE

Wide Stile shown, for Narrow Stile, specify NS Option
(for use on 36" and 48" doors with 2" stiles).

Benefits

- Priced to be the best value for panic exit hardware
- Provides reliable loss prevention protection 24-hours a day
- Rugged, durable design reduces maintenance
- Integrates with other loss prevention equipment
- Large, steel reinforced pushpad with black ABS cover resists damage
- Secure installation prevents costly mistakes and enhances security
- Withstands over 1400 pounds of static pull force for greater security
- Fits almost any door in any décor
- Patented back plate and plastic strike locator designed for perfect alignment with door and frame without paper template

Features

- Stainless steel self-latching bolt
- Heavy-duty angled end cap
- Tamper resistant housing protects internal switching, preventing manipulation
- Tamper-resistant switching electronically monitors pushpad
- Standard SPDT (Form C) switch with three wires, Yellow (N/O), Brown (Common) & Green (N/C), creating either a Normally Open or Closed contact
- Switch capable of signalling at low currents for integration to a central control station
- To shunt power to an electromagnetic lock, specify EXV

Mechanical Options

- | | | |
|---------------------------|-----------------------------------|---|
| • CD - Cylinder Dogging | • 36 - Fits 36" Door Width (Std.) | • Available with 628 Base Rail Extrusion (Std.) |
| • HD - Hex Dogging (Std.) | • 48 - Fits 48" Door Width | • Available with 711 Base Rail Extrusion |
| • LD - Less Dogging | • 99 - Surface Strike (Std.) | • RWE - Red pushpad with white lettering |
| • F - 3-Hour Fire Rated | • 98 - Semi Mortise Strike | |
| • H - Hurricane Rated | | |

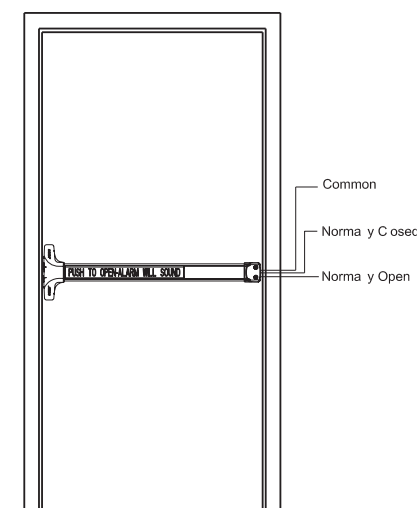
Accessories

- | | | |
|--|-----------------------------|---|
| • NSK - Narrow Stile Conversion Kit - Converts V40 to fit narrow stile glass door applications | • SN1 - Sex Nut Fasteners | • FC - Flex Conduit Kit 3' mounts to end cap device |
| | • SSK3 - Security Screw Kit | • Outside Trim (see Value Series Trim Options) |

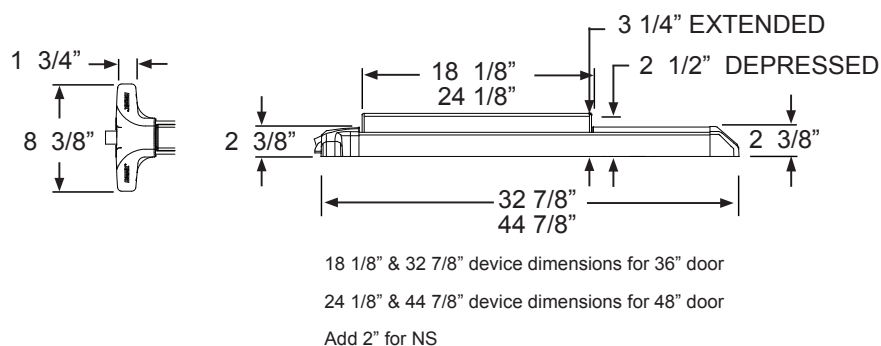
Technical Information

- | | | |
|---|--|---|
| • Door Types - Wood, Hollow Metal, Fiberglass or Aluminum | • Door Stile - Fits 2" narrow stile doors with 98 semi-mortise strike - Specify V40xNS | • Machine and Self Drilling Screws (Std.) |
| • Door Thickness - Fits standard 1-3/4" - 2-1/4" | • Door Stile - Fits standard door with 99 surface strike (Std.) | • Optional Sex Nuts or Security Torx Screws available |

Riser Diagram



Dimensions



Listings and Approvals



Detex Limited Warranty

10 Year Mechanical/3 Year Electrical
Limited Manufacturer's Warranty

Where Trust is Built™
DETEX®
Life Safety and Security Door Hardware

Detex Corporation
302 Detex Drive
New Braunfels, Texas 78130-3045 USA
PH. (830) 629-2900
(800) 729-3839
FAX (830) 620-6711
(800) 653-3839
<http://www.detex.com>
USA Sales:
marketing@detex.com
International Sales:
export@detex.com

VALUE SERIES®

Electric Request to Exit Switching Weatherized (V40xEXxW)

The **V40xEXxW** Electric Request to Exit Switching device, designed for outdoor gates and other wet environments, provides the customer with a means of signaling when the pushpad is depressed. This will open or close switch contacts (SPDT) and signal an alarm, remote strobe light or commence the cycle in a separate delayed egress system.



V40xEXxW



V40xEXxWxBKxBLK



V40xEXxWxCD

Wide Stile shown, for Narrow Stile, specify NS Option
(for use on 36" and 48" doors with 2" stiles).

Benefits

- Priced to be the best value for panic exit hardware
- Provides reliable loss prevention protection 24-hours a day
- Rugged, weatherized and corrosion resistant for years of reliable service
- Integrates with other loss prevention equipment
- Large, steel reinforced pushpad with black ABS cover resists damage
- Secure installation prevents costly mistakes and enhances security
- Withstands over 1400 pounds of static pull force for greater security
- Fits almost any door in any décor
- Patented back plate and plastic strike locator designed for perfect alignment with door and frame without paper template

Features

- Stainless steel, 3/4" throw deadlocking latch bolt
- Heavy-duty angled end cap
- Tamper resistant switching electronically monitors pushpad
- Covers a 161 door prep
- Standard SPDT (Form C) switch with three wires, Yellow (N/O), Brown (Common) & Green (N/C), creating either a Normally Open or Closed contact
- Weatherized switch for signalling at low currents to a central control station
- Fits 2" narrow stile doors with optional narrow stile door kit
- With stands environmental elements when installed on gates or exterior doors
- To shunt power to an electromagnetic lock, specify EXV.

Mechanical Options

- CD - Cylinder Dogging
- HD - Hex Dogging (Std.)
- LD - Less Dogging
- F - 3-Hour Fire Rated
- H - Hurricane Rated
- 36 - Fits 36" Door Width (Std.)
- 48 - Fits 48" Door Width
- 99 - Surface Strike (Std.)
- 98 - Semi Mortise Strike
- 95 - Double Door Strike
- GTPLV40 - Adjustable Gate Plate
- Available with 628 Base Rail Extrusion (Std.)
- Available with 711 (Black) Base Rail Extrusion
- RWE - Red pushpad with white lettering

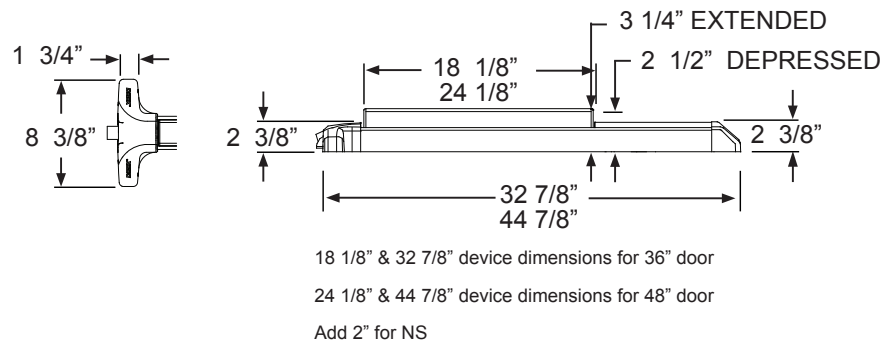
Accessories

- SN1 - Sex Nut Fasteners
- KS - Key Stop - key removed only when armed
- NSK - Narrow Stile Conversion Kit - Converts V40 to fit narrow stile glass door applications
- SSK3 - Security Screw Kit
- FC - Flex Conduit Kit for endcap to transfer wire to frame
- Outside Trim (see Value Series Trim Options)

Technical Information

- Door Types - Wood, Hollow Metal, Fiberglass or Aluminum
- Door Thickness - Fits standard 1-3/4" - 2-1/4"
- Door Stile - Fits 2" narrow stile doors with 98 semi-mortise strike - Specify V40xNS
- Door Stile - Fits standard door with 99 surface strike (Std.)
- Machine and Self Drilling Screws (Std.)
- Optional Sex Nuts or Security Torx Screws available

Dimensions



Listings and Approvals



UL Listed
Panic Hardware



UL Listed Fire Exit Hardware
for 3 hours, maximum
4'x10' single doors and pairs of
4'x8' with F90KR key removable Mullion

UL1034-34 Temperature Section 34
[Temperature Range 31° F (-35° C) to
151° F (+66° C)]

UL1034-54 Dust Section 54



Meets ADA requirements

MIL-STD 810F(G), Method 506.4
(Driving Rain Test)
MIL-STD 810F(G), Method 509.4
(Salt fog Test)



UBC 97, Standard 7-2 and
UL10C for positive pressure



ANSI/BHMA certified A156.3



Meets NFPA 80 & 101
for Life Safety



Miami-Dade County, Florida
NOA 10-0303.02 EXP. 04/07/15
State of Florida Approval FL9052

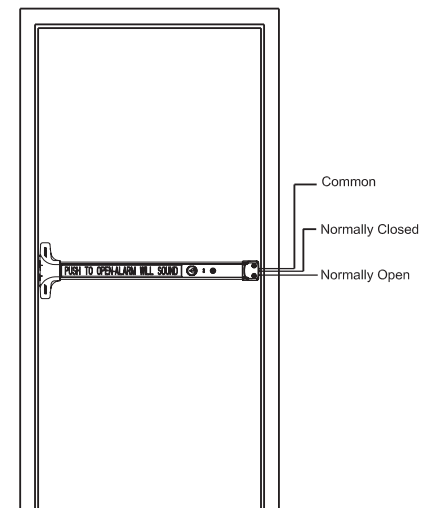


California State Fire Marshall -
4140-0127:105 & 3725-0127:108

Detex Limited Warranty

10 Year Mechanical/3 Year Electrical
Limited Manufacturer's Warranty

Riser Diagram



Where Trust is Built™
DETEX®
Life Safety and Security Door Hardware

Detex Corporation
302 Detex Drive
New Braunfels, Texas 78130-3045 USA

PH. (830) 629-2900

(800) 729-3839

FAX (830) 620-6711

(800) 653-3839

<http://www.detex.com>

USA Sales:

marketing@detex.com

International Sales:

export@detex.com

VALUE SERIES®

Alarmed Surface Vertical Rod Device (V50xEB/EH)

The V50xEB/EH is designed for primary and secondary exits that require an alarmed surface vertical rod exit device. The 100dB alarm will sound when someone attempts to exit, alerting management to the unauthorized exit. Available in various configurations, the V50xEB/EH provides security while meeting all life safety concerns, offering exceptional value.



Benefits

- Priced to be the best value for durable, attractive 2 point locking loss prevention panic hardware
- Reduces employee and customer theft
- 2 Point locking provides superior holding force
- Fast and accurate installation
- Secure installation prevents mistakes, enhances security and reduces maintenance
- Durable design provides years of trouble-free protection, saving on replacement cost
- Minimal door prep saves time and money
- Fits any door in almost any décor
- Controls foot traffic, deters unauthorized exits, prevents loss and meets building code requirements

Features

- V50xEB - Alarmed 2 point surface vertical rod exit device powered by standard 9-volt battery
- V50xEH - Alarmed 2 point surface vertical rod exit device powered by 12V or 24V AC/DC with standard 9-volt battery backup
- Stainless steel, 3/4" deadlocking Pullman-type top latch bolt
- Bottom drop bolt, 5/8" dia. x 5-5/8" long secures into strike plate
- Handed, field reversible, field sizeable
- 100 decibel alarm
- 1/8 turn dogging
- Heavy-duty angled end cap
- Heavy-duty ribbed aluminum rail extrusion
- Accommodates all types of mortise cylinders with a standard Yale cam (collar required for 7-pin IC cylinders)
- Patented mounting plate and strike locator system replaces paper template
- Single mortise cylinder (sold separate) provides arming and dogging
- State-of-art electronics offer reliable security and instantaneous alarm
- Field selectable key rearm or 2 min. auto rearm
- Visual and audible arming indicators
- Armed and disarmed field selectable status indicator
- Delayed arming allows arming after door closes
- Impact resistant ABS and anodized surfaces
- Modular design accepts a variety of outside trims and functions
- Standard and narrow stile pull trims available

Mechanical Options

- V51 - Top Rod Only
- F - 3-Hour Fire Rated
- CD - Cylinder Dogging (Std.)
- LD - Less Dogging
- 36 - Fits 36" Door Widths (Std.)
- 48 - Fits 48" Door Widths
- 84 - Fits 7' Door Height (Std.)
- 96 - Fits 8' Door Height
- 120 - Fits 10' Door Height
- RC - Rod Covers (630 Brushed Stainless)
- BG - Bottom bolt and 12" ADA ramped cover (630 Brushed Stainless)

Where Trust is Built™
DETEx®
Life Safety and Security Door Hardware

Mechanical Options Cont'd

- | | | |
|--|--|--|
| • NS - Fits 2" Narrow stile glass door | • Available with 628 base rail extrusion | • RWE - Red pushpad with white English text standard (contact factory for list of available languages) |
| • 96 Surface top stike top (Std.) | • Available with 711 base rail extrusion | |
| • 96B Bottom dust proof strike | | |

Electrical Options

- | | | |
|-------------------------------|--|--|
| • Electric Battery Alarm (EB) | • Electric Hardwired Alarm (EH) | Refer to Electrified Options section for more information |
| • Delayed Egress (EE) | • Electric Hardwired Alarm with Remote Signal (EHxR) | |

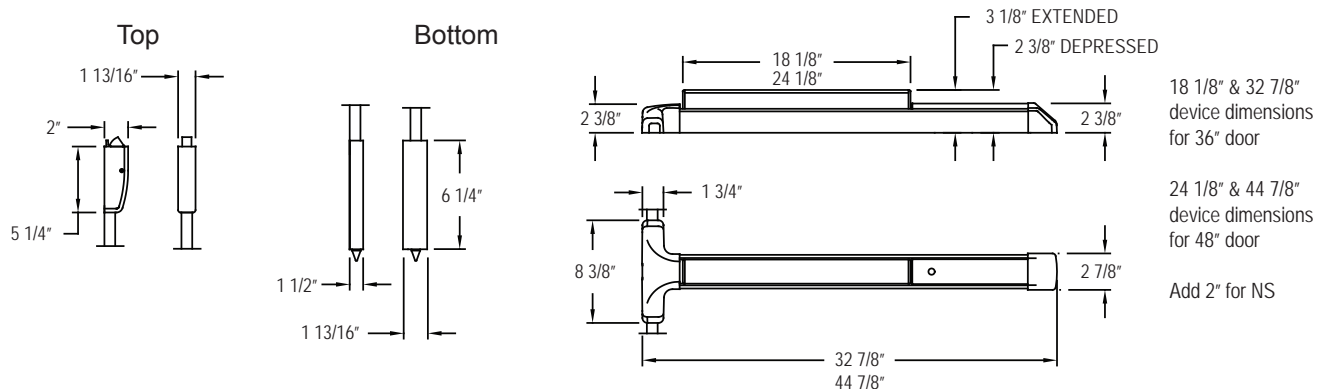
Accessories

- | | | |
|--|--|-------------------------------------|
| • Outside Trim (see Value Series Trim Options) | • NSK - Narrow Stile Conversion Kit - Converts V50 to fit narrow stile glass door applications | • GB# - Glass Bead Kits |
| • KS - Key Stop - key removed only when armed | | • SN1 - Sex Nut Kit (2 per package) |

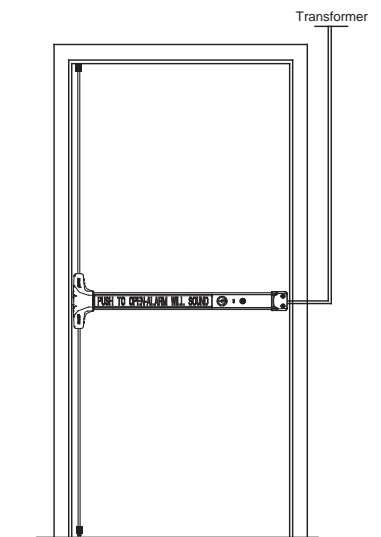
Technical Information

- | | | |
|---|---|---|
| • Door Stile - Fits 3-1/2" stile doors (Std.) | • For 2" narrow stile glass doors specify suffix V50xNS | • Fasteners - Machine and Self-Drilling Screws standard |
|---|---|---|


Dimensions



Riser Diagram



Listings and Approvals



Detex Limited Warranty

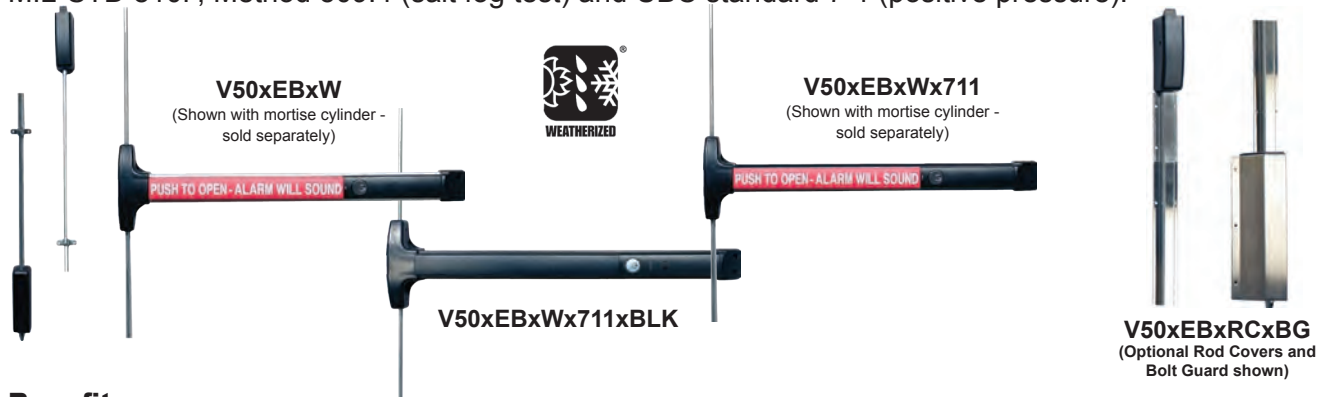
10 Year Mechanical/3 year Electrical
Limited Manufacturer's Warranty

Where Trust is Built™
DETEX®
 Life Safety and Security Door Hardware

Detex Corporation
 302 Detex Drive
 New Braunfels, Texas 78130-3045 USA
 PH. (830) 629-2900
 (800) 729-3839
 FAX (830) 620-6711
 (800) 653-3839
<http://www.detex.com>
 USA Sales:
marketing@detex.com
 International Sales:
export@detex.com

Weatherized Alarmed Surface Vertical Rod Exit Device (V50xEBxW)

The **V50xEBxW** device option is designed for pairs of doors or gates without mullions that require battery powered, alarmed weatherized panic devices. The 100dB alarm will sound when someone attempts to exit, alerting management to the unauthorized exit. The internal alarm with both remote bypass and remote signaling capabilities is ideal for applications where both security and life safety are a concern. In addition to listing as UL panic and fire exit hardware, this device conforms to UL 1034-34 Temperature Section 34, UL 1034-54 Dust Section 54, MIL-STD 810F Method 506.4 (driving rain test), MIL-STD 810F, Method 509.4 (salt fog test) and UBC standard 7-1 (positive pressure).



Benefits

- Weather resistant loss prevention hardware designed for use in outdoor or wet environments
- Patented mounting plate and plastic strike locator designed for perfect alignment with door and frame without paper template
- Fast and accurate installation prevents costly mistakes and enhances security
- Provides reliable loss prevention protection both indoors and out, 24 hours a day
- Controls foot traffic to deter unauthorized exits and reduces employee and customer theft
- Rugged, durable, corrosion-resistant design reduces maintenance
- Aesthetically pleasing design for almost any door or gate in any décor

Features

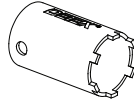
- Powered by 9-volt battery
- Handed, field reversible, field sizeable
- 100dB alarm
- Stainless steel 3/4" deadlocking, Pullman-type top latch
- Bottom drop bolt, 5/8" dia. x 5-5/8" long secures into strike plate
- Heavy duty angled end cap
- Field selectable key rearm or 2 min. auto rearm
- State of the art electronics offer reliable security and instantaneous alarm
- Plated steel, anodized aluminum and ABS components endure heavy use and exposure to the elements
- Built-in inhibitors prevent ABS fading and weakening, typically caused by exposure to extreme temperatures and UV rays
- Accommodates mortise cylinders with Yale cam (7-pin IC requires collar)
- Tamper-resistant housing protects electronics, battery and internal hardware, preventing manipulation
- Single mortise cylinder (sold separate) provides arming and dogging
- Armed and disarmed field selectable status indicator
- Delayed arming allows arming after door closes with visual and audible indicators
- Remote Signal Form C signaling when alarm sounds and remote bypass input allows authorized use without an alarm (standard feature)

Mechanical Options

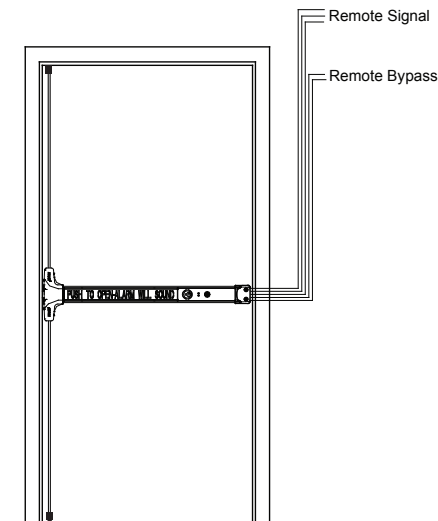
- CD - Cylinder Dogging (Std.)
- LD - Less Dogging
- F - 3-Hour Fire Rated
- 36 - Fits 36" Door Width (Std.)
- 48 - Fits 48" Door Width
- MC65 - Mortise cylinder pre-installed at factory
- IC-7 - 7 pin small format interchangeable cylinder housing pre-installed at factory

Mechanical Options Cont'd and Accessories

- Available with 711 (Black) Base Rail Extrusion
- Available with 628 Base Rail Extrusion (Std.)
- KS - Key Stop - key removed only when armed
- NSK - Narrow Stile Conversion Kit - Converts V50 to fit narrow stile glass door applications
- SN1 - Sex Nut Fasteners
- Outside Trim (see Value Series Trim Options)
- Optional Cylinder Nut Wrench
P/N: 103779



Riser Diagram



Technical Information

- Door Types - Wood, Hollow Metal, Fiberglass or Aluminum
- 2" Aluminum doors need to be ordered as a narrow stile (NS)
- Door Thickness - Fits standard 1-3/4" - 2-1/4" (for other door thicknesses, contact factory)
- Machine and Sheet Metal Screws (Std.)
- Optional Sex Nuts or Security Torx Screws available
- Rail is heavy ribbed aluminum extrusion

Electrical Options

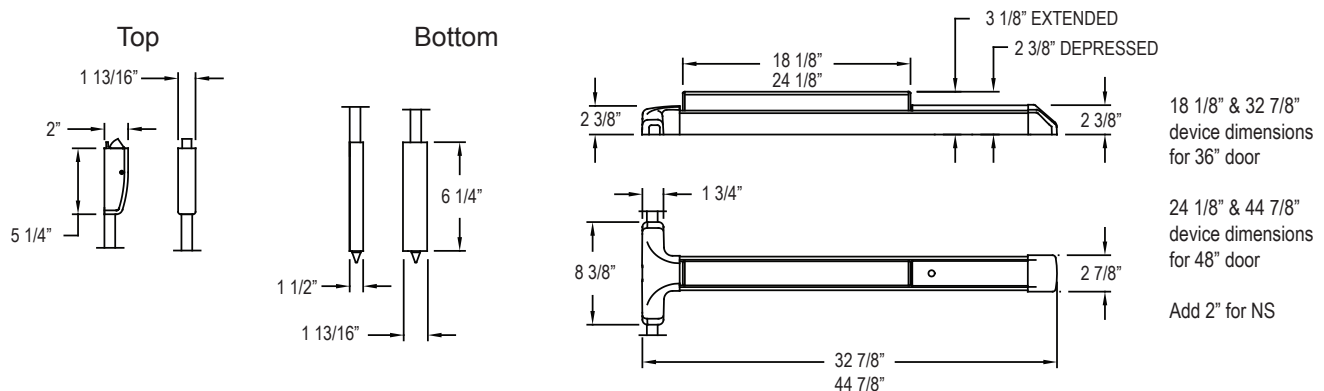
Other Weatherized Detex Products Include:

- Request to Exit Signalling Weatherized (EXxW)

Detex Limited Warranty

10 Year Mechanical/3 Year Electrical Limited Manufacturer's Warranty

Dimensions



Listings and Approvals



UL Listed
Panic Hardware



UL Listed Fire Exit Hardware
for 3 hours, maximum
4'x10' single doors and
8'x10' pairs of doors



UL1034 - 34 Temperature Section 34
[Temperature Range -31° F (-35° C) to
150° F (+66° C)]

UL1034 - 54 Dust Section 54

Meets ADA requirements



ANSI/BHMA certified A156.3



ULC 97, Standard 7-2 and
UL10C for positive pressure



Meets NFPA 80 & 101
for Life Safety



California State Fire Marshall -
4140-0127:105 and
3725-0127:108

MIL-STD 810F (G), Method 509.4
(Salt Fog Test)

MIL-STD 810F (G), Method 506.4
(Driving Rain), Procedure 1

Where Trust is Built™

DETEx®
Life Safety and Security Door Hardware

Detex Corporation
302 Detex Drive
New Braunfels, Texas 78130-3045 USA

PH. (830) 629-2900

(800) 729-3839

FAX (830) 620-6711

(800) 653-3839

<http://www.detex.com>

USA Sales:

marketing@detex.com

International Sales:

export@detex.com

VALUE SERIES®

Electric Dogging (V50xED)

The **V50xED** Electric Dogging is designed for pairs of entrance and exit doors with panic or fire exit hardware. When energized, and after a pushpad is depressed, the pushpad and the latch bolt remain retracted, providing push-pull operation. Relocking all devices is accomplished by using a single switch or through a fire alarm input.



Wide Stile shown, for Narrow Stile, specify NS Option
(for use on 36" and 48" doors with 2" stiles).

Benefits

- Priced to be the best value for durable and attractive panic hardware
- Pushpad remains depressed while latch is retracted, preventing unnecessary cycling, for quieter operation
- While dogged, pushpad remains out of the path of egress, removing the typical catch point found with other exit devices
- One-touch operation turns any secured door or group of doors into push-pull openings and releases them as required
- Door remains locked until first activation of pushpad (exit) allows remote activation of dogging mode
- Allows remote deactivation of dogging for instantaneous lock-down mode
- Simple mounting and wiring provide quick, trouble-free installation, saving time and money
- Economical alternative to latch retraction when only dogging is required
- Rugged, durable design reduces maintenance
- Secure installation prevents costly mistakes and enhances security
- Fits almost any door in any décor

Features

- Tamper resistant housing
- Stainless steel 3/4" deadlocking, Pullman-type top latch bolt
- Bottom drop bolt, 5/8" dia. x 5-5/8" long secures into strike plate
- Maintained latch and pushpad retraction
- Continuous duty magnet
- Operates on 24VAC or 24VDC
- Handed, field reversible

Mechanical Options

- F - 3-Hour Fire Rated
- H - Hurricane Rated
- V51- Top Rod Only
- 36 - Fits 36" Door Width (std.)
- 48 - Fits 48" Door Width
- 84 - Fits 7' Door Width
- 96 - Fits 8' Door Height
- 120 - Fits 10' Door Height
- RC - Rod Covers (630 Brushed Stainless)
- BG - Bottom bolt and 12" ADA ramped cover (630 Brushed Stainless)
- 96 Top Surface Strike (Std.)
- 96B - Bottom dustproof strike
- NS - Fits 2" Narrow stile glass door - Specify V50xNS
- Available with 628 Base Rail Extrusion (Std.)
- Available with 711 Base Rail Extrusion

Electrical Options

- EX - Request to Exit Switch
- 80-800 Power Supply - 24VDC filtered, regulated with fire loop connection with battery charging circuit
- PP-5152-2 24VAC transformer
- 90-800 - 24VDC filtered, regulated with fire loop connection

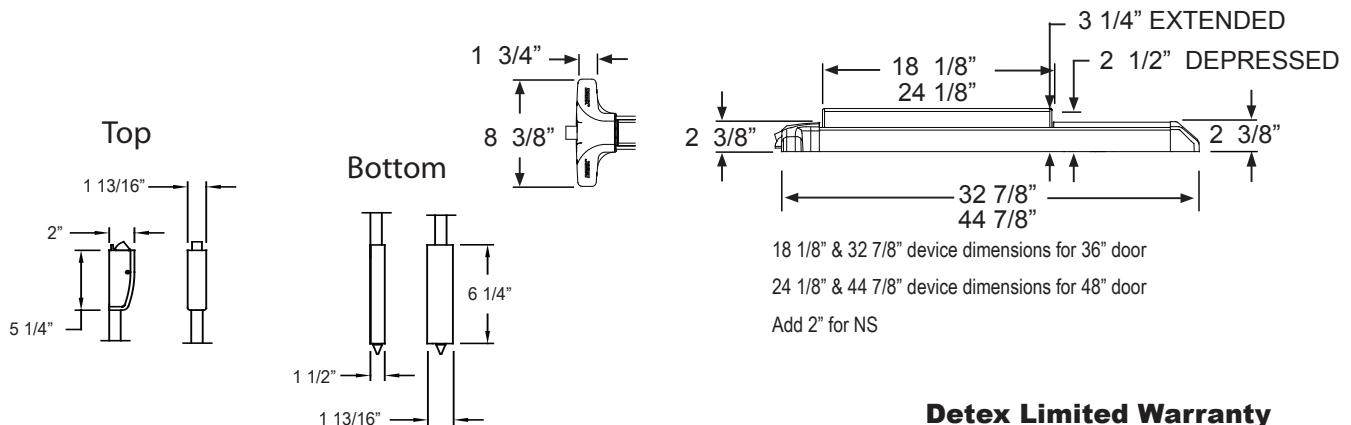
Accessories

- SN1 - Sex Nut Fasteners
- PT5 - Power Transfer
- NSK - Narrow Stile Conversion Kit - Converts V50 to fit narrow stile glass door applications
- FC - Flex Conduit and End Cap
- EWH8-626 - Electric Hinge
- Outside Trim (see Value Series Trim Options)

Technical Information

- Door Types - Wood, Hollow Metal, Fiberglass or Aluminum
- Door Stile - Fits 3-1/2" stile doors (Std.)
- Machine and Self Drilling Screws (Std.)
- Door Thickness - Fits standard 1-3/4" - 2-1/4"
- For 2" narrow stile glass doors specify suffix V50xNS
- Optional Sex Nuts or Security Torx Screws available

Dimensions



Detex Limited Warranty

10 Year Mechanical/3 Year Electrical
Limited Manufacturer's Warranty

Listings and Approvals



UL Listed
Panic Hardware



UL Listed Fire Exit Hardware
for 3 hours, maximum
4'x10' single doors and pairs of
4'x8' with F90KR key removable Mullion



Meets ADA requirements



ULC 97, Standard 7-2 and
UL10C for positive pressure



ANSI/BHMA certified A156.3



Meets NFPA 80 & 101
for Life Safety



Miami-Dade County, Florida
NOA 10-0303.02 EXP. 04/07/15
State of Florida Approval FL9052



California State Fire Marshall -
4140-0127:105 and 3725-0127:108

Where Trust is Built™

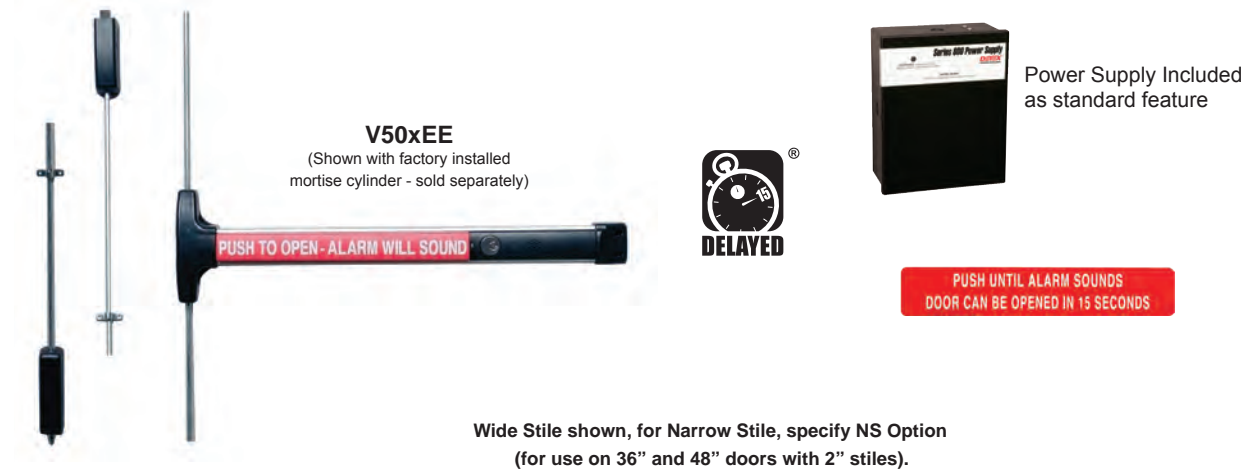
DETEx®
Life Safety and Security Door Hardware

Detex Corporation
302 Detex Drive
New Braunfels, Texas 78130-3045 USA
PH. (830) 629-2900
(800) 729-3839
FAX (830) 620-6711
(800) 653-3839
<http://www.detex.com>
USA Sales:
marketing@detex.com
International Sales:
export@detex.com

VALUE SERIES®

Delayed Egress Surface Vertical Rod Device (V50xEE)

The **V50xEE**, designed for **primary and secondary exits**, provides a secure **15-second delay** and a **100dB alarm** when someone attempts to exit. This 15-second delay allows management time to respond before someone exits and the alarm deters the exit from occurring. Per life safety requirements, the V50xEE must be provided with a fire alarm input, thus providing a system override during a fire emergency. The V50xEE provides security while meeting all life safety concerns, offering an exceptional value.



Benefits

- Priced to be the best value for durable and attractive delayed egress panic hardware
- Reduces employee and customer theft
- Fast and easy installation
- Secure installation prevents mistakes, enhances security and reduces maintenance
- Durable design provides years of trouble-free protection, saving on replacement costs
- Fits almost any door in any décor
- Controls foot traffic, deters unauthorized exits, prevents loss and meets building code requirements

Features

- Power supply delivers a constant 24VDC of filtered and regulated voltage at a rated load of 1A
- Stainless steel, 3/4" deadlocking Pullman-type latch bolt
- Non-handed, field sizeable
- 100dB alarm
- 1/8 turn cylinder dogging
- Sturdy angled end-cap
- Heavy-duty ribbed aluminum rail extrusion
- Remote Signal Form C signaling when alarm sounds and remote bypass input allows authorized use without an alarm.
- Accommodates all types of mortise cylinders with a standard Yale cam
- Patented mounting plate and strike locator system provide perfect alignment with door and frame
- Single mortise cylinder provides arming and dogging - can be factory installed
- State-of-the-art electronics offer reliable security and instantaneous alarm
- Visual and audible arming indicators
- 9V battery provides alarm function only in case of power failure
- Armed and disarmed field selectable status indicator
- Delayed arming allows arming after door closes
- Remote signal output and remote bypass input standard
- Alarm triggered by pushpad movement
- Fire alarm input can be connected at power supply
- Includes delayed egress panic bar, 24VDC filtered and regulated power supply, door sign and 3' conduit loop

Mechanical Options

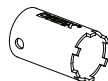
- | | | |
|--|--|--|
| <ul style="list-style-type: none"> • MC65 - Factory Installed Mortise cylinder • IC7 - Factory Installed IC Housing • F - 3-Hour Fire Rated • CD - Cylinder Dogging (Std.) | <ul style="list-style-type: none"> • LD - Less Dogging • KS - Key Stop (Key removed only when armed) • 36" Door Width (Std.) • 48" Door Width • Available with 628 Base Rail Extrusion (Std.) | <ul style="list-style-type: none"> • Available with 711 Base Rail Extrusion • Door Stile - Fits 3-1/2" stile doors (Std.) • For 2" narrow stile glass doors specify suffix V50xNS |
|--|--|--|

Electrical Options

- | | | |
|--|--|---|
| <ul style="list-style-type: none"> • 30 - 30 second delayed egress available - Letter from Authority Having Jurisdiction required | <ul style="list-style-type: none"> • AL18 - Surface Armored Loop (Door/Frame mounted) • PT5 - Power Transfer | <ul style="list-style-type: none"> • EE05 Options Package - Non-extended bypass, alarm sounds if door left open / silent arming / reset alarm with access control, or reset alarm with key only. |
|--|--|---|

Accessories

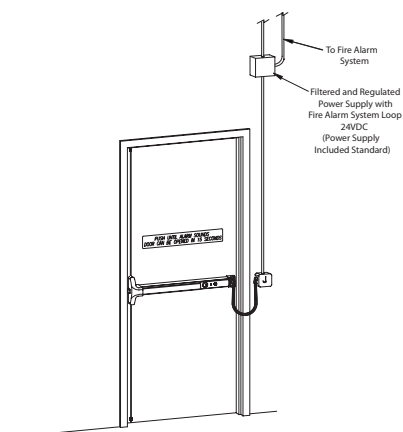
- | | | |
|---|--|--|
| <ul style="list-style-type: none"> • SN1 - Sex Nut Fasteners | <ul style="list-style-type: none"> • NSK - Narrow Stile Conversion Kit - Converts V50 to fit narrow stile glass door applications • Optional Cylinder Nut Wrench P/N: 103779 | <ul style="list-style-type: none"> • Outside Trim (see Value Series Trim Options) • Foreign Language Signs available Contact Factory |
|---|--|--|



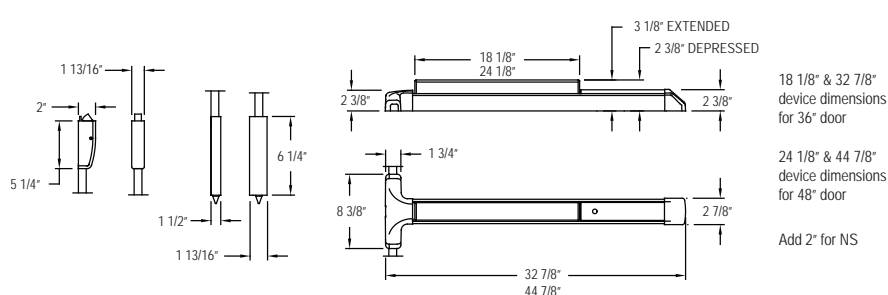
Technical Information

- | | | |
|---|--|--|
| <ul style="list-style-type: none"> • Door Types - Wood, Hollow Metal, Fiberglass or Aluminum • Door Thickness - Fits standard 1-3/4" - 2-1/4" | <ul style="list-style-type: none"> • Door Stile - Fits 3-1/2" stile doors (Std.) • For 2" narrow stile glass doors specify suffix V50xNS | <ul style="list-style-type: none"> • Machine and Self-Drilling Screws (Std.) • Optional Sex Nuts or Security Torx Screws available |
|---|--|--|

Riser Diagram



Dimensions

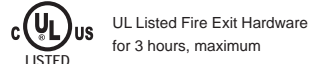


Detex Limited Warranty

10 Year Mechanical/3 Year Electrical
Limited Manufacturer's Warranty

Where Trust is Built™
DETEx®
Life Safety and Security Door Hardware

Listings and Approvals



Meets ADA requirements



ANSI/BHMA certified
(ANSI A156.3 and ANSI A156.24 Grade 1)



Meets NFPA 80 & 101
for Life Safety



ULC 97, Standard 7-2 and
UL10C for positive pressure



California Fire Marshall
4140-0127:0105

Detex Corporation
302 Detex Drive
New Braunfels, Texas 78130-3045 USA

PH. (830) 629-2900

(800) 729-3839

FAX (830) 620-6711

(800) 653-3839

<http://www.detex.com>

USA Sales:

marketing@detex.com

International Sales:

export@detex.com

VALUE SERIES®

Alarmed Surface Vertical Rod Device with Remote Signal and Remote Bypass (V50xEHxR)

The V50xEHxR device option is designed for pairs of doors without mullions that require a hardwired, alarmed panic device with remote signal and bypass. When the alarm sounds a remote signal can be sent to turn on a remote horn, strobe or other security device. The alarms can also be bypassed using a remote button, keypad, card reader or other access control device. The alarm, with approximately 100dB will sound when someone attempts to exit, alerting management that an unauthorized exit has occurred. With electric switching that monitors the pushpad, the V50xEHxR provides a high level of security while also meeting all life safety concerns.



Benefits

- Priced to be the best value for durable, attractive loss prevention panic hardware
- Reduces employee and customer theft
- Fast and easy installation
- Minimal door prep saves time and money
- Secure installation prevents mistakes, enhances security and reduces maintenance
- Durable design provides years of trouble-free protection, saving on replacement cost
- Fits any door in almost any décor
- Controls foot traffic, deters unauthorized exits, prevents loss and meets building code requirements
- Outside trims are easily changed or rekeyed without removing device from door

Features

- V50xEHxR- Alarmed exit device powered by 12V or 24V AC/DC power, with a 9-volt battery back-up
- Patented mounting plate and strike locator system replaces paper template
- Handed, field reversible, field sizeable
- 100 decibel alarm
- Stainless steel, 3/4" deadlocking Pullman-type top latch bolt
- Bottom drop bolt, 5/8" dia. x 5-5/8" long secures into strike plate
- 1/8 turn dogging
- Heavy-duty angled end cap
- Accommodates all types of mortise cylinders with a standard Yale cam (collar required for 7-pin IC cylinders)
- Single mortise cylinder (sold separate) provides arming and dogging
- State-of-art electronics offer reliable security and instantaneous alarm
- Field selectable key rearm or 2 min. auto rearm
- Visual and audible arming indicators
- Armed and disarmed field selectable status indicator

Mechanical Options

- CD - Cylinder Dogging (Std.)
- LD - Less Dogging
- IC7 - 7 pin small format interchangeable housing pre-installed at factory
- MC65 - Mortise cylinder pre-installed at factory
- KS - Key Stop (key removed only when armed)
- 36 - Fits 36" door width (Std)
- 48 - Fits 48" door width
- F - 3-Hour Fire Rated
- Available with 628 Base Rail Extrusion (Std.)
- Available with 711 Base Rail Extrusion

Where Trust is Built™
DETEx®
Life Safety and Security Door Hardware

Electrical Options

- 1, 5 second arming delay (15 second - standard)
- 10 or 20 minute auto rearm (2 minute - standard)
- SI - Status Indicator LED's indicate armed status

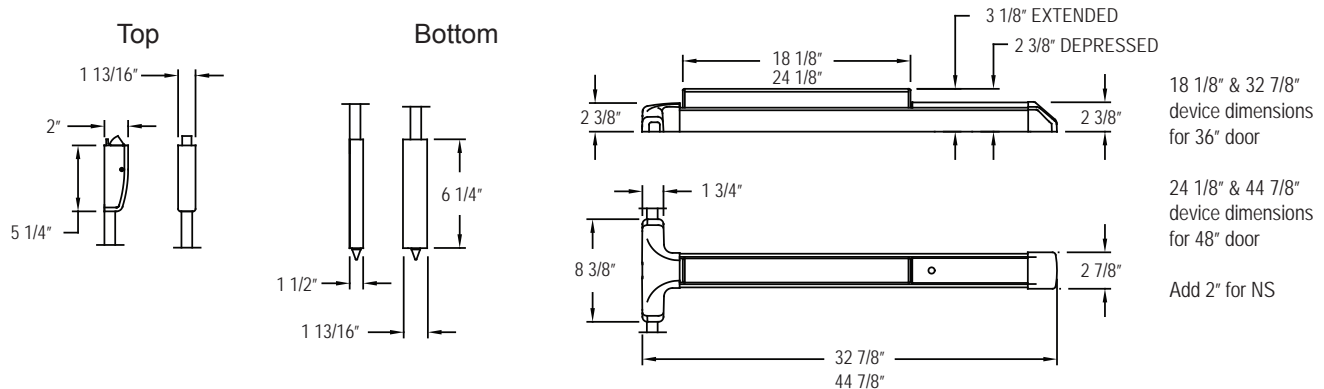
Accessories

- SN1 - Sex Nut fasteners
- NSK - Narrow Stile Conversion Kit - Converts V50 to fit narrow stile glass door applications
- Outside trim (see Value Series Trim Options)
- KS - Key Stop - key removed only when armed

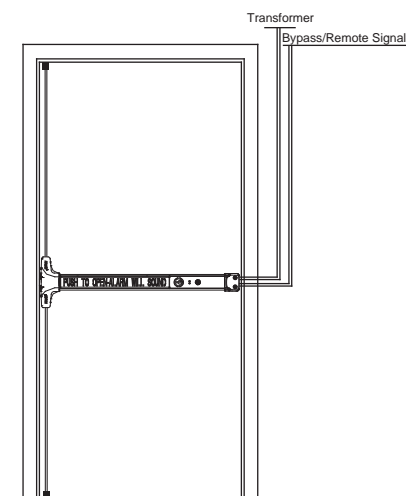
Technical Information

- Door Types - Wood, Hollow Metal, Fiberglass or Aluminum
- Door Stile - Fits 3-1/2" stile doors (Std.)
- Optional Sex Nuts or Security Torx Screws available
- Door Thickness - Fits standard 1-3/4" - 2-1/4" (for other door thicknesses contact factory)
- For 2" narrow stile glass doors specify suffix V50xNS
- Rail is heavy ribbed aluminum extrusion
- Machine and Sheet Metal Screws (Std.)

Dimensions



Riser Diagram



Listings and Approvals

- UL Listed
Panic Hardware
- UL Listed Fire Exit Hardware for 3 hours, maximum
4'x10' single doors and
8'x10' pairs of doors
- Meets ADA requirements
- UBC 97, Standard 7-2 and
UL10C for positive pressure
- ANSI/BHMA certified A156.3
- Meets NFPA 80 & 101
for Life Safety
- California Fire Marshall
4140-0127:0105

Detex Limited Warranty


10 Year Mechanical/3 year Electrical
Limited Manufacturer's Warranty

Where Trust is Built™
DETEX®
Life Safety and Security Door Hardware

Detex Corporation
302 Detex Drive
New Braunfels, Texas 78130-3045 USA
PH. (830) 629-2900
(800) 729-3839
FAX (830) 620-6711
(800) 653-3839
<http://www.detex.com>
USA Sales:
marketing@detex.com
International Sales:
export@detex.com

Electric Latch Retraction Panic Device (V50xER)

The **Electric Latch Retraction (V50xER)** exit device option is designed for entrance and exit doors with panic or fire exit hardware where remote unlocking, remote dogging, access control or automatic door operator is desired.



Benefits

- Durable design provides years of trouble free protection, saving on replacement costs
- Fits almost any door in any décor
- Provides a means for remote dogging and lockdown
- Simultaneous latch/rod and pushpad retraction provides smooth surface with no catch points

Features

- Continuous duty motor with no solenoid
- Handed, field reversible, field sizeable
- Low voltage with no high current in-rush
- Patented mounting plate and strike locator system replaces paper templates
- Momentary or maintained retraction of rods and pushpad
- Long term dogging capability
- Requires 81-800, 82-800 or 83-800 controller and power supply - sold separately
- Switches to monitor pushpad

Mechanical Options

- FC - Flexible 3' conduit loop and end cap connector
- BG - Bottom Bolt and 12" ADA ramped cover (630 Brushed Stainless)
- RC - Rod Covers (630 Brushed Stainless)
- PT5 - Power Transfer
- AL18 - Surface armored loop

Electrical Options

- Exit Switch (EX) - Pushpad monitor switch
- Latch retraction power supply is required and sold separately
- 81-800 - Power Supply for single door
- 82-800 - Power Supply for pairs of doors
- 83-800 - Power Supply of two independent doors

Accessories

- SN1 - Sex Nut Fasteners
- DX Bolts - Hinge Side Bolts

- NSK - Narrow Stile Conversion Kit - Converts V50 to fit narrow stile glass door applications

- Outside trim (see Value Series Trim Options)

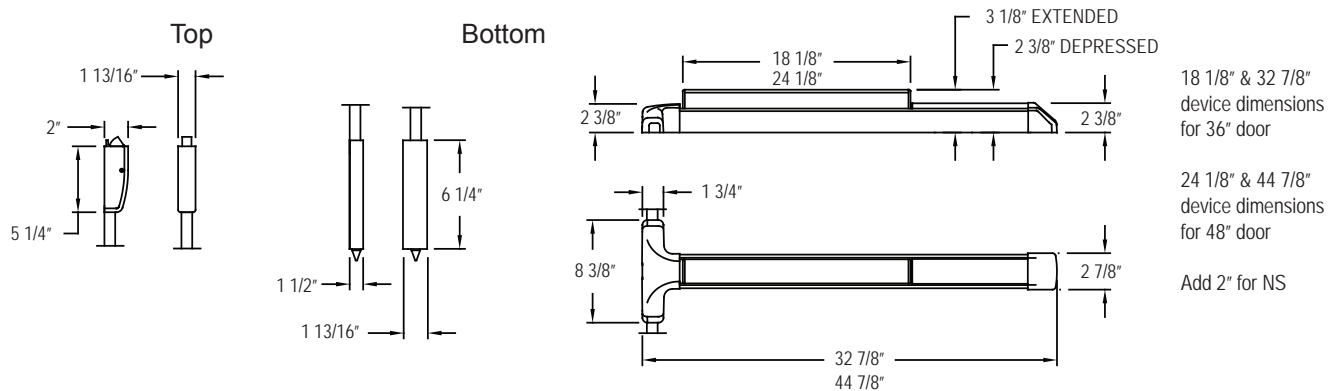
Technical Information

- Voltage - 24VDC

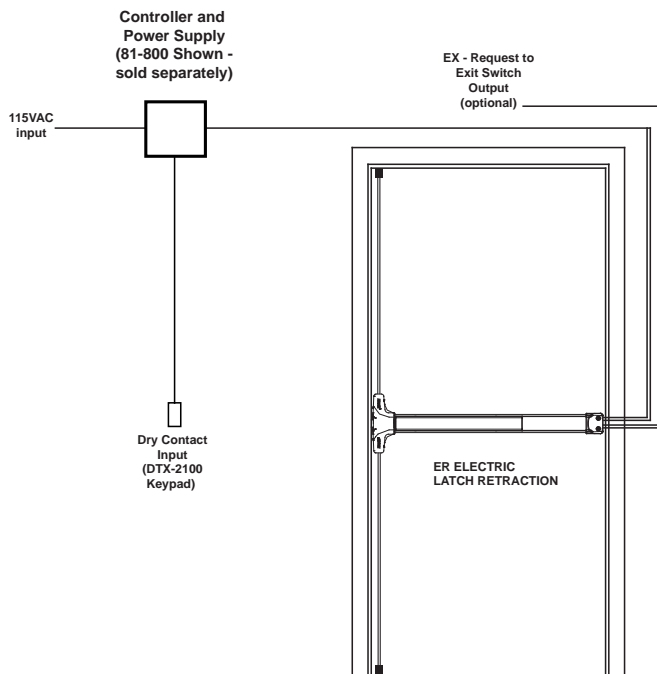
- Door Stile - Fits 3-1/2" stile doors (Std.)

- Door Stile - Fits 3-1/2" stile doors (Std.)

Dimensions



Riser Diagram



Detex Limited Warranty

10 Year Mechanical/3 year Electrical
Limited Manufacturer's Warranty

Listings and Approvals



UL Listed
Panic Hardware



UL Listed Fire Exit Hardware
for 3 hours, maximum
4'x10' single doors and
8'x10' pairs of doors



Meets ADA requirements



UBC 97, Standard 7-2 and
UL10C for positive pressure



ANSI/BHMA certified A156.3



Meets NFPA 80 & 101
for Life Safety



California Fire Marshall
4140-0127:0105


Where Trust is Built™
DETEX®
Life Safety and Security Door Hardware

Detex Corporation
302 Detex Drive
New Braunfels, Texas 78130-3045 USA
PH. (830) 629-2900
(800) 729-3839
FAX (830) 620-6711
(800) 653-3839
<http://www.detex.com>
USA Sales:
marketing@detex.com
International Sales:
export@detex.com

Weatherized Electric Latch Retraction Panic Device (V50xERxW / V51xERxW)

The **Electric Latch Retraction (V50xERxW)** exit device option is designed for entrance and exit doors with panic or fire exit hardware where remote unlocking, remote dogging, access control or automatic door operator is desired. In addition to listing as UL panic and fire exit hardware device, this device conforms to UL1034-34 Temperature Section 34, UL1034-54 Dust Section 54, MIL-STD 810F, Method 506.4 (driving rain test); MIL-STD 810F, Method 509.4 (salt fog test) and UBC standard 7-2 (positive pressure).

**ANSI 156.3 - 2001
Grade 1
Type 2**



V50xER
(shown)



V50xERxRCxBG
(Optional Rod Covers and
Bolt Guard shown)

Benefits

- Durable design provides years of trouble free protection, saving on replacement costs
- Fits almost any door in any décor
- Provides a means for remote dogging and lockdown
- Simultaneous latch/rod and pushpad retraction provides smooth surface with no catch points

Features

- Continuous duty motor with no solenoid
- Handed, field reversible, field sizeable
- Low voltage with no high power in-rush
- Patented mounting plate and strike locator system replaces paper templates
- Momentary or maintained retraction of rods and pushpad
- Long term dogging capability
- Requires 81-800, 82-800 or 83-800 controller and power supply - sold separately
- Optional switches to monitor push pad, specify EXxW

Mechanical Options

- FC-W - Flexible 3' conduit loop and end cap connector
- F - 3-Hour Fire Rated
- BG - Bottom Bolt and 12" ADA ramped cover (630 Brushed Stainless)
- 36 - Fits 36" door widths (std.)
- RC - Rod Covers (630 Brushed Stainless)
- 48 - Fits 48" door widths
- NS - Fits 2" narrow stile glass door
- AL18 - Surface armored loop
- 84 - Fits 7' door height (std.)
- 96 Surface top strike top (std.)
- V51 - Top Rod Only
- 96B bottom dust proof strike
- Available with 628 aluminum base rail
- Available with 711 black base rail

Electrical Options

- 81-800 - Power Supply for single door
- 82-800 - Power Supply for pairs of doors
- 83-800 - Power Supply of two independent doors
- EXxW - Request to Exit Weatherized
- Latch retraction power supply is required and sold separately

Accessories

- SN1 - Sex Nut Fasteners
- DX Bolts - Hinge Side Bolts

- NSK - Narrow Stile Conversion Kit - Converts V50 to fit narrow stile glass door applications

- Outside trim (see Value Series Trim Options)

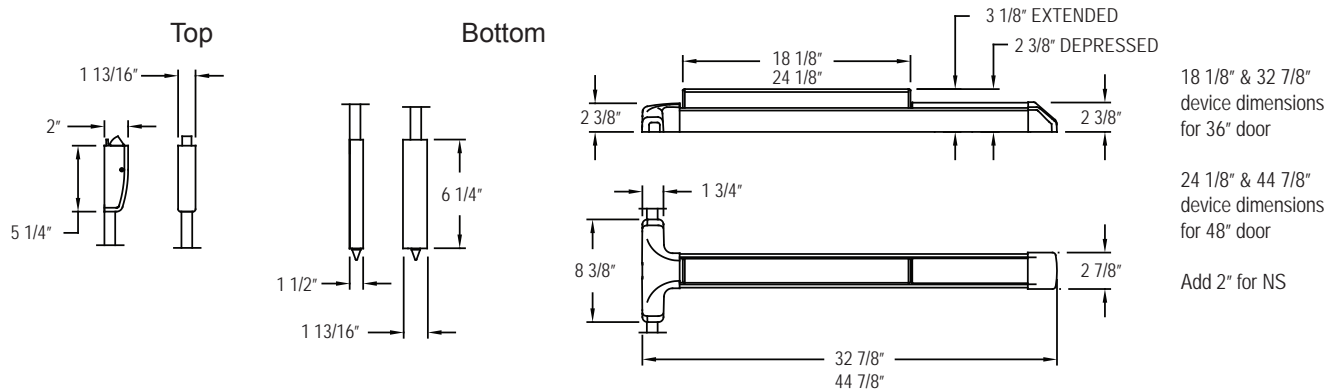
Technical Information

- Voltage - 24VDC

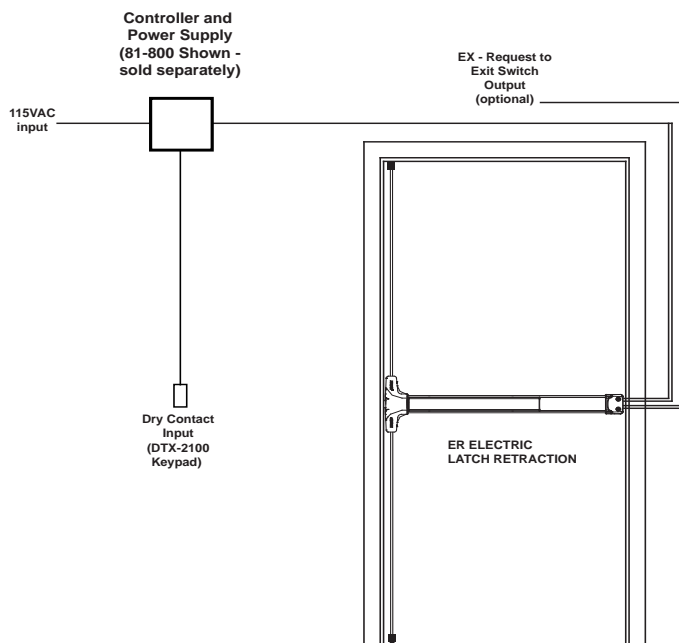
- Door Stile - Fits 3-1/2" stile doors (Std.)

- For 2" narrow stile glass doors specify suffix V50xNS

Dimensions



Riser Diagram



Detex Limited Warranty

10 Year Mechanical/3 year Electrical
Limited Manufacturer's Warranty

Listings and Approvals



UL Listed
Panic Hardware



UL Listed Fire Exit Hardware
for 3 hours, maximum
4'x10' single doors and
8'x10' pairs of doors
UL1034 - 34 Temperature Section 34
[Temperature Range from -31°F (-35°C)
to 150°F (+66°C)]
UL1034 - 54 Dust Section 54



Meets ADA Requirements



UBC 97, Standard 7-2 and
UL10C for positive pressure



ANSI/BHMA certified A156.3



Meets NFPA 80 & 101
for Life Safety
MIL-STD 810F (G), Method 509.4
(Salt Fog Test)

MIL-STD 810F (G), Method 506.4
(Driving Rain), Procedure 1

California Fire Marshall
4140-0127:0105



Where Trust is Built™
DETEX®
Life Safety and Security Door Hardware

Detex Corporation
302 Detex Drive
New Braunfels, Texas 78130-3045 USA
PH. (830) 629-2900
(800) 729-3839
FAX (830) 620-6711
(800) 653-3839
<http://www.detex.com>
USA Sales:
marketing@detex.com
International Sales:
export@detex.com

VALUE SERIES®

Electric Request to Exit Switching (V50xEX)

The **V50xEX** Electric Request to Exit Switching device, designed for double door applications where electric signaling is required, provides the customer with a means of signaling when the pushpad is depressed. The EX Exit Switching monitors the pushpad and when depressed, will open or close (SPDT) to signal an alarm, send a remote signal to monitor egress, or commence the cycle in a separate delayed egress system.



Benefits

- Priced to be the best value for panic exit hardware
- Provides reliable loss prevention protection 24 hours a day
- Rugged, durable design reduces maintenance
- Integrates with other loss prevention equipment
- Large, steel reinforced pushpad with black ABS cover resists damage
- Secure installation prevents costly mistakes and enhances security
- Fits almost any door in any décor
- Patented back plate and plastic strike locator designed for perfect alignment with door and frame without paper template

Features

- Stainless steel 3/4" deadlocking, Pullman-type top latch bolt
- Bottom drop bolt, 5/8" dia. x 5-5/8" long secures into strike plate
- Heavy-duty angled end cap
- Tamper-resistant switching electronically monitors pushpad
- Tamper resistant housing protects internal switching, preventing manipulation
- Standard SPDT (Form C) switch with three wires, Yellow (N/O), Brown (Common) & Green (N/C), creating either a Normally Open or Closed contact
- Switch capable of signaling at low currents for integration to a central control station
- Handed, field reversible
- To shunt power to an electromagnetic lock, specify EXV

Mechanical Options

- CD - Cylinder Dogging
- HD - Hex Dogging (Std.)
- LD - Less Dogging
- F - 3-Hour Fire Rated
- 36 - Fits 36" Door Width (Std.)
- 48 - Fits 48" Door Width
- 84 - Fits 7' Door Height (Std.)
- 96 - Fits 8' Door Height
- 120 - Fits 10' Door Height
- 96 - Top Surface Strike (Std.)
- 96B - Bottom dustproof strike
- RC - Rod Covers (630 Brushed Stainless)
- BG - Bottom bolt and 12" ADA ramped cover (630 Brushed Stainless)
- NS - Fits 2" Narrow stile glass door
- Available with 628 Base Rail Extrusion (Std.)
- Available with 711 Base Rail Extrusion
- RWE - Red pushpad with white lettering

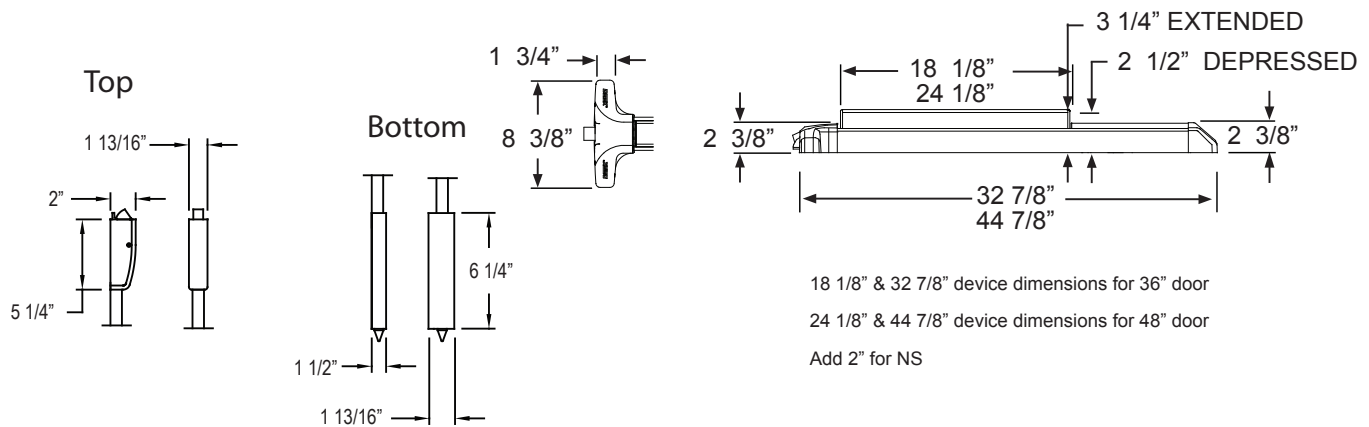
Accessories

- SN1 - Sex Nut Fasteners
- NSK - Narrow Stile Conversion Kit - Converts V50 to fit narrow stile glass door applications
- SSK3 - Security Screw Kit
- FC - 3' Flex Conduit Kit, mounts to end cap device
- Outside Trim (see Value Series Trim Options)
- GB - Glass Bead Kits

Technical Information

- Door Types - Wood, Hollow Metal, Fiberglass or Aluminum
- Door Stile - Fits 3-1/2" stile doors (Std.)
- Machine and Self Drilling Screws (Std.)
- Door Thickness - Fits standard 1-3/4" - 2-1/4"
- For 2" narrow stile glass doors specify suffix V50xNS
- Optional Sex Nuts or Security Torx Screws available

Dimensions



Listings and Approvals



UL Listed
Panic Hardware



UL Listed Fire Exit Hardware
for 3 hours, maximum
4'x10' single doors and 8'x10'
pairs



Meets ADA requirements



UBC 97, Standard 7-2 and
UL10C for positive pressure



ANSI/BHMA certified A156.3



Meets NFPA 80 & 101
for Life Safety



California State Fire Marshall -
4140-0127:105 & 3725-0127:108

Detex Limited Warranty

10 Year Mechanical/3 Year Electrical
Limited Manufacturer's Warranty

Where Trust is Built™
DETEX®
Life Safety and Security Door Hardware

Detex Corporation
 302 Detex Drive
 New Braunfels, Texas 78130-3045 USA
 PH. (830) 629-2900
 (800) 729-3839
 FAX (830) 620-6711
 (800) 653-3839
<http://www.detex.com>
 USA Sales:
marketing@detex.com
 International Sales:
export@detex.com

VALUE SERIES®

Electric Request to Exit Switching Weatherized (V50xEXxW)

The **V50xEXxW** Electric Request to Exit Switching device, designed for double outdoor gates and other wet environments, provides the customer with a means of signaling when the pushpad is depressed. The EX Exit Switching monitors the pushpad and when depressed, will open or close (SPDT) to signal an alarm, send a remote signal to monitor egress, or commence the cycle in a separate delayed egress system.



Benefits

- Priced to be the best value for panic exit hardware
- Provides reliable loss prevention protection 24 hours a day
- Rugged, durable design reduces maintenance
- Integrates with other loss prevention equipment
- Large, steel reinforced pushpad with black ABS cover resists damage
- Patented back plate and plastic strike locator designed for perfect alignment with door and frame without paper template
- Secure installation prevents costly mistakes and enhances security

Features

- Stainless steel 3/4" deadlocking, Pullman-type top latch bolt
- Bottom drop bolt, 5/8" dia. x 5-5/8" long secures into strike plate
- Heavy-duty angled end cap
- Tamper-resistant housing protects internal switching, preventing manipulation
- Tamper-resistant switching electronically monitors pushpad
- Standard SPDT (Form C) switch with three wires, Yellow (N/O), Brown (Common) & Green (N/C), creating either a Normally Open or Closed contact
- Switch capable of signaling at low currents for integration to a central control station
- Handed, field reversible
- To shunt power to an electromagnetic lock, specify EXV

Mechanical Options

- V51 - Top Rod Only
- CD - Cylinder Dogging
- HD - Hex Dogging (Std.)
- LD - Less Dogging
- F - 3-Hour Fire Rated
- 36 - Fits 36" Door Width (Std.)
- 48 - Fits 48" Door Width
- 84 - Fits 7' Door Height (Std.)
- 96 - Fits 8' Door Height
- 120 - Fits 10' Door Height
- 96 - Top Surface Strike (Std.)
- 96B - Bottom dustproof strike
- RC - Rod Covers (630 Brushed Stainless)
- BG - Bottom bolt and 12" ADA ramped cover (630 Brushed Stainless)
- NS - Fits 2" Narrow stile glass door
- Available with 628 Base Rail Extrusion (Std.)
- Available with 711 Base Rail Extrusion
- RWE - Red pushpad with white lettering

Where Trust is Built™
DETEX®
Life Safety and Security Door Hardware

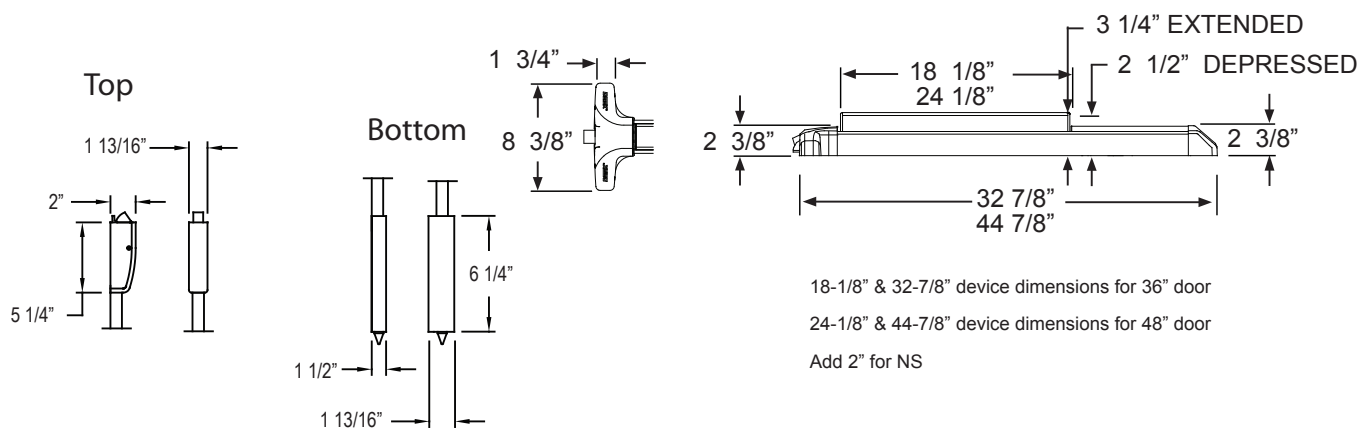
Accessories

- SN1 - Sex Nut Fasteners
- SSK3 - Security Screw Kit
- Outside Trim (see Value Series Trim Options)
- NSK - Narrow Stile Conversion Kit - Converts V50 to fit narrow stile glass door applications
- FC - 3' Flex Conduit Kit, mounts to end cap device
- GB - Glass Bead Kits

Technical Information

- Door Types - Wood, Hollow Metal, Fiberglass or Aluminum
- Door Stile - Fits 3-1/2" stile doors (Std.)
- Machine and Self Drilling Screws (Std.)
- Door Thickness - Fits standard 1-3/4" - 2-1/4"
- For 2" narrow stile glass doors specify suffix V50xNS
- Optional Sex Nuts or Security Torx Screws available

Dimensions



Listings and Approvals



UL Listed
Panic Hardware



UL Listed Fire Exit Hardware
for 3 hours, maximum
4'x10' single doors and 8'x10'
pairs



Meets ADA requirements



ULC 97, Standard 7-2 and
UL10C for positive pressure



ANSI/BHMA certified A156.3



Meets NFPA 80 & 101
for Life Safety



California State Fire Marshall -
4140-0127:105 & 3725-0127:108

Detex Limited Warranty

10 Year Mechanical/3 Year Electrical
Limited Manufacturer's Warranty

Where Trust is Built™
DETEX®
Life Safety and Security Door Hardware

Detex Corporation
302 Detex Drive
New Braunfels, Texas 78130-3045 USA
PH. (830) 629-2900
(800) 729-3839
FAX (830) 620-6711
(800) 653-3839
<http://www.detex.com>
USA Sales:
marketing@detex.com
International Sales:
export@detex.com



List of Accessories

Slide-In Filler Kits

Strikes

Through Bolt Mounting Plate

Cylinders

Cylinder Collars

Cylinder Bracket Kit

Sex Nut Kits

Tools

Security Screw Kits

Narrow Stile Door Kits

Glass Bead Kits

Battery Eliminator

VALUE SERIES®

Accessories

Strikes

All required strikes are provided with exit devices. Replacement strikes are available as follows:



99 Surface - non-roller strike for V40 Series Rim Devices



98 Semi-Mortise - applied strike for V40NS Series Rim Devices

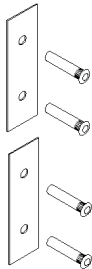


96 Top Surface - non-roller top strike for V50/51 Series Surface Vertical Rod Devices



96 Bottom Dust Proof Strike - for V50 Series Surface Vertical Rod Devices

Through Bolt Mounting Plate Kit for SVR



TMP1 - Through Bolt Mounting Plate Kit for use when replacing surface vertical rods on doors that are damaged or to cover existing exterior holes from previous device.

Kit is standard with two 630 finish plates and four 1/4-20 sex bolts. Contact factory for other finishes.

Cylinders



MC65 Mortise Cylinder - 1-1/8" 6-pin, keyed 5-pin. Available keyed alike or keyed differently. Finishes available: 605, 606, 612, 613, 626



RC65 Rim Cylinder - 6-pin, keyed 5-pin. Available keyed alike or keyed differently. Finishes available: 605, 606, 612, 613, 626



IC7 Interchangeable core cylinder housing - 7-pin, factory installed

Cylinder Collars

Cylinder Collars for 5 and 6 pin cylinders are provided with all outside trim.

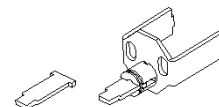


CCS 7/16" Short Cylinder Collar - Cylinder collar for 5 and 6 pin cylinders. Finishes available: 605, 606, 612, 613, 625, 626



CCL 11/16" Long Cylinder Collar - Cylinder collar for 7 pin interchangeable core cylinders. Finishes available: 605, 606, 611, 612, 613, 625, 626

Cylinder Bracket Kit



CBK - Cylinder Bracket Kit consists of bracket and adjustable tailpiece assembly for rim cylinder used with other manufacturer's outside trim

Security Screw Kits

Contains an assortment of screw sizes and types for securing covers in place

SSK3 - Security Screw Kit contains all screws and driver bits to secure the cover, end cap and the strike of the exit device.

Additional Security Driver Tips:

TT-10 - Driver tip for 6-32 Undercut FH screws

TT-27 - Driver tip for 1/4-20 and #14 screws

Bolt Guard (V50 Only)



BG - Bottom Bolt Guard - 12" ADA ramped cover (630 Stainless Steel)

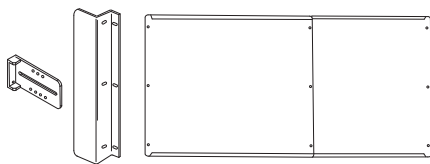
Rod Cover (V50/51 Only)



RC - Rod Covers (630 Stainless Steel)

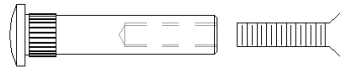
(Top Rod cover shown)

Gate Plate



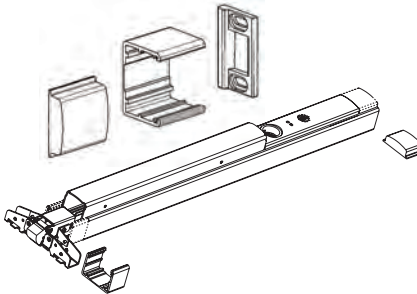
GTPLV40 - Adjustable gate plate fits gates 32" - 52" wide. Fits square or round gate frames.

Sex Nut Kit



SN1 - Sex Nut Kit 1/4-20 — 2 per package

Narrow Stile Door Kits



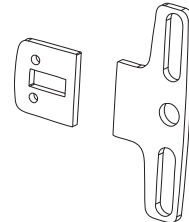
NSK - Narrow Stile Door Kit converts standard Value Series panic device into narrow stile panic device. Required when Value Series exit devices are applied to 36" and 48" glass doors with minimum 2" stiles.

Tools



HDK - Hex Dogging Key - Heavy-duty with overmolded ABS, dogging key is ergonomically designed to resist repetitive motion injuries.

Glass Bead Kits

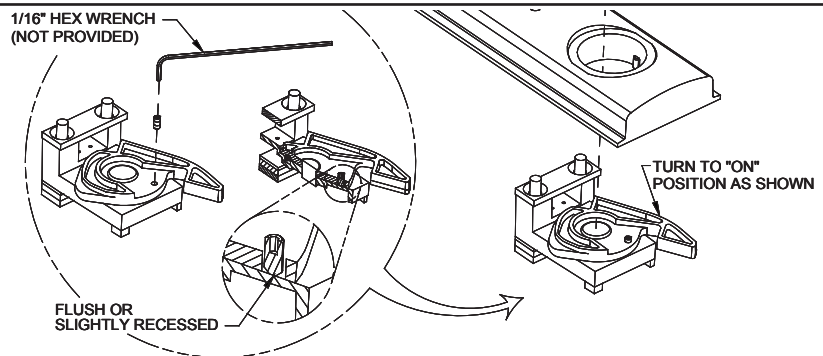


For use on doors with raised glass beads. Each kit contains one 1/4" shim set. Specify Kit number

Kit Number
GB15

For use with:
V40 Series

Key Stop Kit (Set Screw) Alarm always armed when key is removed



Where Trust is Built™
DETEx®
Life Safety and Security Door Hardware

Gate Plate Cylinder Trim



03GS - Optional 03 function cylinder trim used on gates (Rim cylinder sold separate)

Detex Corporation
302 Detex Drive
New Braunfels, Texas 78130-3045 USA
PH. (830) 629-2900
(800) 729-3839
FAX (830) 620-6711
(800) 653-3839
<http://www.detex.com>
USA Sales:
marketing@detex.com
International Sales:
export@detex.com

Accessories

Slide-In Filler Kits

Slide-In Filler Kits allow changes or additions to the device after initial installation. Specify device series and size.



SIF-VS-EB - Slide-In Filler Kit with 100-plus decibel directional piezo alarm provides reliable security and instantaneous alarm. Requires mortise cylinder with standard Yale cam (sold separately).



SIF-VS-EBxW - Slide-In Filler Kit provides weatherized alarm for outdoor or exterior door applications. Includes both remote bypass and remote signaling capabilities. Requires mortise cylinder with standard Yale cam (sold separately).



SIF-VS-EX - The EX Slide-In Filler provides a normally-closed or normally-open contact that can be used for a variety of different uses. Available in hex dogging (shown), cylinder dogging or less dogging.



SIF-VS-EX-W - The EX-W Slide-In Filler provides a normally-closed or normally-open contact that can be used for a variety of different uses in moist, outdoor or other such applications.



SIF-VS-HD - Hex Key Dogging Slide-In Filler Kit provides 1/8 turn dogging and includes dogging key with over-molded, ergonomic grip.



SIF-VS-CD - Cylinder Dogging Slide-In Filler Kit provides 1/8 turn dogging. Requires mortise cylinder with standard Yale cam (sold separately).



SIF-VS-LD - Less Dogging Slide-In Filler can be used on devices manufactured with dogging when this feature may no longer be required.

Where Trust is Built™
DETEx®
Life Safety and Security Door Hardware

Detex Corporation
302 Detex Drive
New Braunfels, Texas 78130-3045 USA
PH. (830) 629-2900
(800) 729-3839
FAX (830) 620-6711
(800) 653-3839
<http://www.detex.com>
USA Sales:
marketing@detex.com
International Sales:
export@detex.com

EXIT CONTROL LOCKS ACCESSORY

BE-961

Battery Eliminator

The BE-961 Battery Eliminator is designed to power security devices such as the Detex ECL-230D, ECL-230X Series, ECL-600 battery powered series exit control locks and V40 alarmed rim exit device without reliance on batteries. Converts AC power to DC for supplying battery-operated devices.



BE-961-1

BE-961-2

(For use with ECL products only)

Benefits

- Powers security devices without reliance on batteries
- Eliminating the need to annually change 9 volt batteries, saves money, prevents unnecessary battery disposal and creates a greener process
- May be installed on the wall adjacent to the protected door quickly and easily
- 10' Flexible armored cable connects the battery eliminator to the security device without interfering with door use
- LED provides visual status of power
- For extra security, the connecting cable may be concealed in the door using a continuous electric hinge

Features

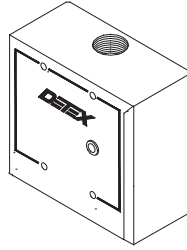
- Available Battery Eliminator Power Supplies:
 - BE-961-1** = Converts 120VAC to 9VDC
Note: Powers up to three 9V battery devices)
 - BE-961-2** = Converts 120VAC to 9VDC includes secure power / supervisory loop (cutting 9V power will sound alarm)
Note: For use with ECL products only.
 - BE-961-5** = Converts 12VAC to 9VDC
Note: Conduit and transformer sold separately
 - BE-961-6** = Converts 24VAC to 9VDC
Note: Conduit and transformer sold separately
- The BE-961-2 includes an internal alarm which sounds at 95dB if the secure power feed wires are cut or when the ECL unit sounds (for use with ECL products only)

Technical Information

- 9VDC outputs, jumper selectable to the security device
- 12 VAC 25 VA transformer included - requires 120 VAC
- Line input transient suppression is a standard feature

Dimensions

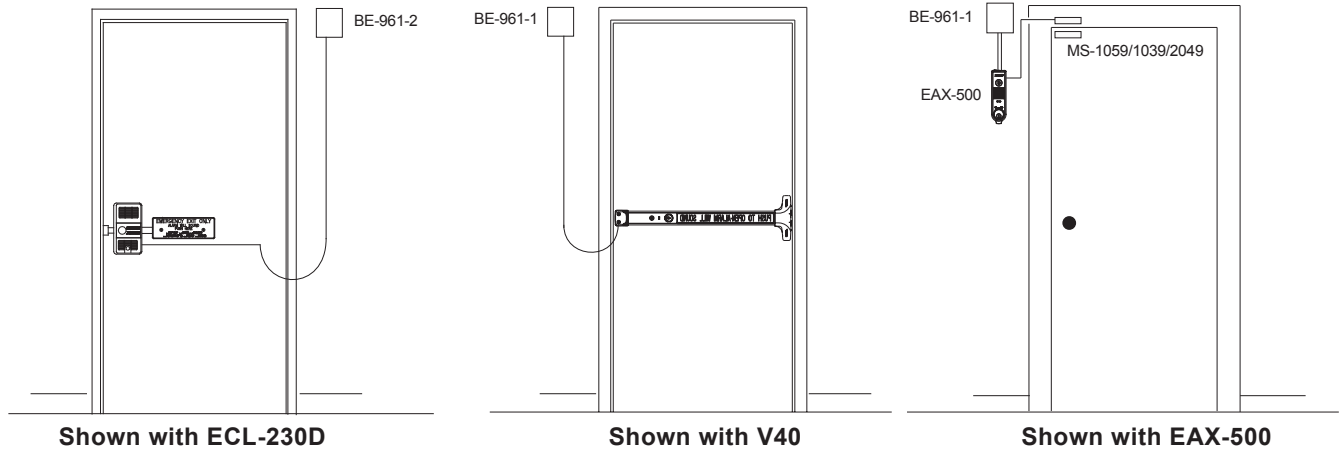
- 4-5/8" wide x 4-5/8" long x 2" deep
- Standard cast aluminum case



Detex Limited Warranty

3 Year Limited Manufacturers Warranty

Riser Diagram



Where Trust is Built™
DETEX®
Life Safety and Security Door Hardware

Detex Corporation
302 Detex Drive
New Braunfels, Texas 78130-3045 USA
PH. (830) 629-2900
(800) 729-3839
FAX (830) 620-6711
(800) 653-3839
<http://www.detex.com>
USA Sales:
marketing@detex.com
International Sales:
export@detex.com

Technical Information Contents

Fasteners

Security Screws

Sex Bolts

Handing

Minimum Door Widths Chart

Installation

Cylinder Requirements

Mortise Cylinder Lengths

Cylinder Collars

Narrow Stile Door Kits

Fasteners

Door manufacturer should be consulted for proper mounting fasteners. #14 x 1-1/4 PPH sheet metal screws and 1/4-20x 1" PHP machine screws are furnished standard on all devices and strikes. Fasteners of proper length for door thickness are furnished with devices where trims are through bolted. C and CN Pull trims are furnished with 1/4-20 through bolt for attaching bottom of pull handle.

Security Screws

For added security, pin head screws are available.

SSK3 Security Screw Kit for Rim Devices Contains:

- 2 MS 10/32, FH, Undercut
- 4 MS 6/32 FH
- 2 MS 1/4-20 BH
- 2 SMS #14 x 1" BH Type AB
- 4 Tamper Bits required for above

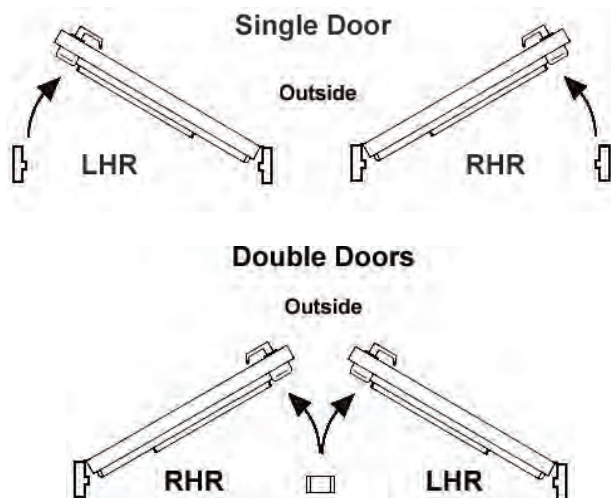
Sex Bolts

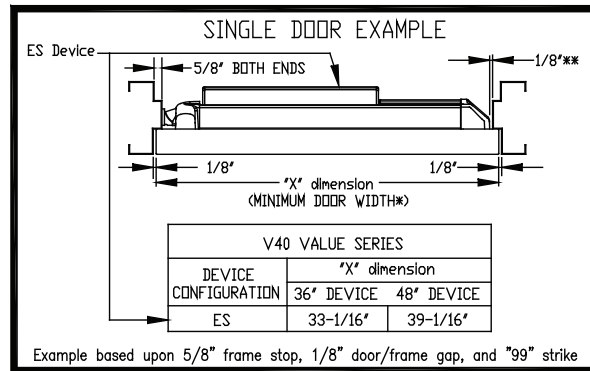
If sex bolts are required, see chart below for quantity required for each device.

SN1 kit contains 2 each 1/4-20 bolts. Specify finish.

Function or Trim	Rim Devices
	V40 Series
01	4
02, 03	2
08, 09 & 14	2

Handing





** DOOR SHOWN WITH 1/8" CLEARANCE FOR END CAP, SOME WEATHERSTRIP REQUIRES ADDITIONAL CLEARANCE. ADDITIONAL CLEARANCE WILL REQUIRE WIDER DOORS.

Charts are based upon 5/8" frame stop, 1/8" door/frame end gap, and "99" strike standard

Minimum Door Widths/Cut Down Chart

V40 VALUE SERIES - STANDARD SILE RIM (99 STRIKE)		
DEVICE CONFIGURATION	"X" dimension	
	3-0 DEVICE	4-0 DEVICE
EB	33"	39"
EH	33"	39"
EI	33"	39"
EM	34-3/4"	40-3/4"
EE	34-3/4"	40-3/4"
ED	34-1/8"	40-1/8"
ER	34-3/4"	40-3/4"
ES	33"	39"
EX	29"	35"
CD	29"	35"
HD	29"	35"
LD	28-3/8"	34-3/8"

- 1) For single door frames with no stop, subtract 1-1/4" from minimum door width
- 2) For Mullion application add 7/16" to each door width
- 3) Standard strike for V40 Series is 99 strike, backset is 2-1/4"
- 4) Standard strike for V40NS Series is 98 strike with no stop, backset is 1-1/8"

Minimum Door Widths Cont'd

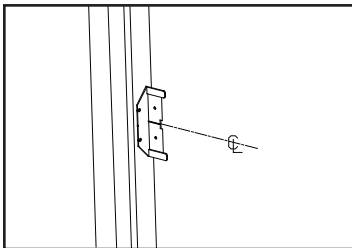
V50 VALUE SERIES - SVR WITH 5/8 STOPS, BACKSET = 1-1/8"		
DEVICE CONFIGURATION	"X" dimension	
	3-0 DEVICE	4-0 DEVICE
EB	32"	38"
EH	32"	38"
EI	32"	38"
EE	33-3/4"	39-3/4"
ED	33-1/8"	39-1/8"
ER	33-3/4"	39-3/4"
ES	32"	38"
EX	28"	34"
CD	28"	34"
HD	28"	34"
LD	27-3/8"	33-3/8"

1) For double door frames without stops, subtract 5/8" from minimum door width

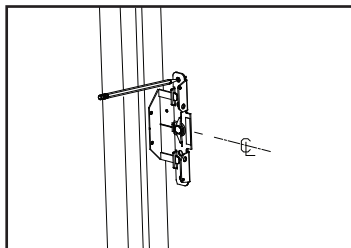
Installation

The patented Value Series mounting plate and strike locator system allows:

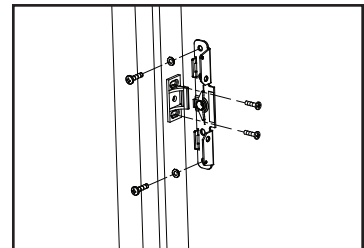
- Quick and easy installation by one person
- Accurate backset every time
- No paper templates
- Square up to door and frame made easy



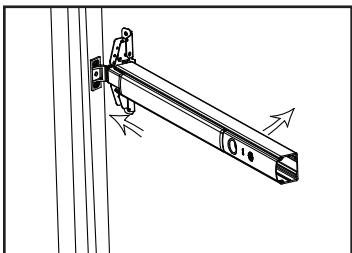
Step 1



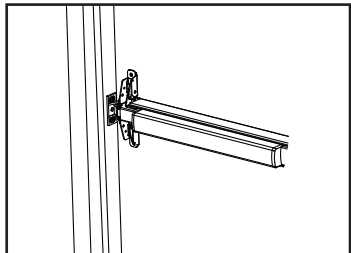
Step 2



Step 3



Step 4



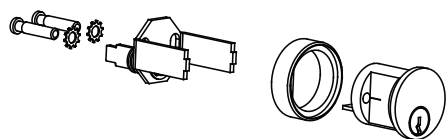
Step 5

Cylinder Requirements

Product	Rim Cylinder	Mortise Cylinder All Use Standard (Yale) Cam
Cylinder Dogging		X
Electrified Options EB, EI, EM		X
All 03 Function Trims	X	
All 08 & 09 Function Trims		X

03 Function Detail

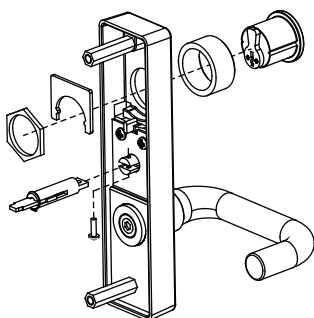
All Value Series 03 Function outside trims are supplied with a self-adjusting tailpiece that correctly fits into the cam on the mounting plate.



Tailpiece Used	Door Thickness
	1-3/4" and 2" Thick Doors
	2-1/4" Thick Doors

Rim cylinder tailpieces are cut to fit into this tailpiece making the cut less critical.

08 & 09 Function Detail



Lever trims come with the adjustable tailpiece which is attached to the escutcheon.

Mortise Cylinder Length

The cylinder assembly in the slide-in filler used for both the cylinder dogging and electrified options are supplied with shims to accommodate cylinder lengths from 7/8" to 1-1/4".

Mortise cylinder



Cylinder Collars

See Accessories for Cylinder Collar lengths.

Narrow Stile Door Kits

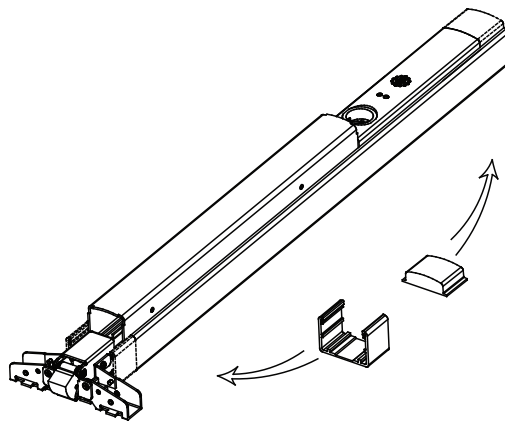
The Detex Value Series Panic Device (V40 Series) is available in two standard lengths, 36" and 48" and is applicable to most standard flush, medium and wide stile doors, 3' to 4' wide. For 2" narrow stile doors, order V40xNS.

Detex V40 Narrow Stile Door Kits

<u>Part Number</u>	<u>Finish</u>	<u>Description</u>
NSK1	628	Clear Anodized Aluminum
NSK2	711	Black Anodized Aluminum

Kit includes #98 semi-mortise strike, conversion pieces and instructions - See illustration below.

For meeting unexpected needs in the field the Narrow Stile Door Kit or NSK is available and converts a standard V40 to narrow stile in less than 5 minutes. This is just another example of the flexibility of the Detex product line.



Narrow Stile Mounting Plates

Mounting Plate	V40 Series Functions
BP2	01, 02, 08, 09, 14
BP8	03 only

***Life Safety
and
Security Door Hardware***



MULLIONS

Mullions



90KR - Non-Fire Rated Keyed Removable Mullion

F90KR - Fire Rated Keyed Removable Mullion

KEYED REMOVABLE MULLION

F90KR & 90KR

The Detex Keyed Removable Mullions are very durable, low cost mullions designed for use with rim exit devices on standard and fire-rated pairs of doors. The unique design of the latching head allows the mullion to be removed in seconds with one key turn, and then to be snapped back into place without needing the key.



Benefits

- Mullion can be removed in seconds with one key turn, and easily snaps back into place without needing the key
- Simple, user-friendly operation
- Provides years of trouble-free service and protection
- Easily cut to fit most any size application (10' and smaller)
- Easy retrofit application
- Cylinder located inside the building to prevent tampering (cylinder sold separately)
- Easily adapted to any double door application
- Easy installation, no drilling of the mullion tube
- Standard primer gray coating allows for easy field painting

Features

- For use on standard and fire-rated pairs of doors
- Designed for heavy duty use
- Small profile base plate prevents interference when moving objects through doorway
- Locking head mounted to frame, not mullion
- Available for 7', 8' & 10' doors
- Shims provided to insure accurate fit

Options

- Electrified

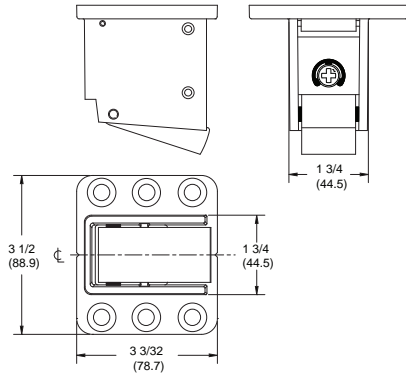
Accessories

- SHK1 - Strike Hook Kit (Std. with Fire Rated Mullion)

Technical Information

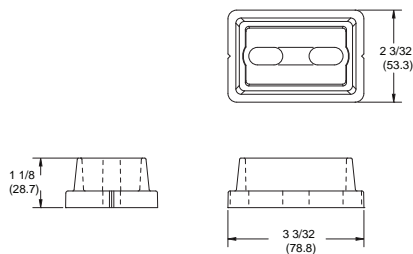
- 11 gauge, 2" x 3" steel mullion tube
- Base anchors included

Top Fitting



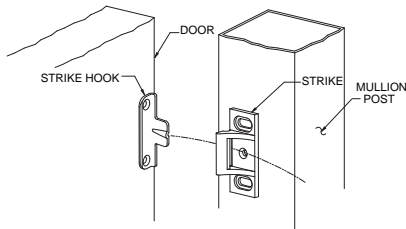
Top fitting has a latch that allows the mullion to be locked back into place without use of the key.

Sill or Bottom Fitting

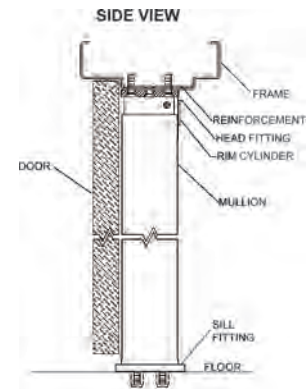
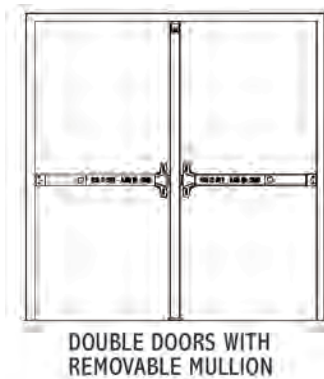


The sill or bottom fitting has a small footprint and, once installed, all fasteners are hidden by the mullion tube.

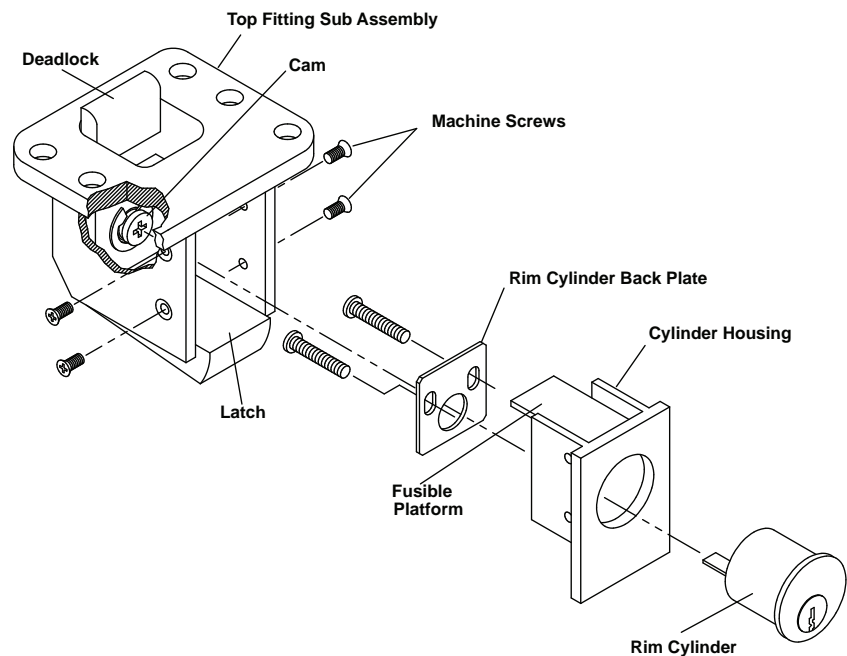
Strike Hook Installation



Riser Diagram



Cylinder Installation



Listings and Approvals



UL and Warnock Hersey Listed
for 3 hour fire rated pairs of
doors up to 8'x8'



WHI labeled for use with other
manufacturers' fire exit
hardware
(Call for non-Detex product
applications)

Detex Limited Warranty

3 Year Limited Manufacturers
Warranty

Where Trust is Built™
DETEx®
Life Safety and Security Door Hardware

Detex Corporation
302 Detex Drive
New Braunfels, Texas 78130-3045 USA
PH. (830) 629-2900
(800) 729-3839
FAX (830) 620-6711
(800) 653-3839
<http://www.detex.com>
USA Sales:
marketing@detex.com
International Sales:
export@detex.com

HEAVY DUTY / HURRICANE-RATED REMOVABLE MULLION 90R / H90R

The Detex Removable Mullions are heavy-duty removable mullions designed for use with rim exit devices on heavy-duty pairs of doors. The design allows the mullion to be removed. Removal of top fitting screws allows tube and fitting to rotate away from frame. Approved for hurricane installations.

Benefits

- Mullion can be removed in minutes by removing 6 easily accessible screws
- Easily adapted to any double door application
- Simple, user-friendly operation
- Easy installation, no drilling of the mullion tube
- Provides years of trouble-free service and protection
- Standard primer gray coating allows for easy field painting
- Small profile base plate prevents interference when moving objects through doorway
- Lockdown screws prevent vibration / rattle

Features

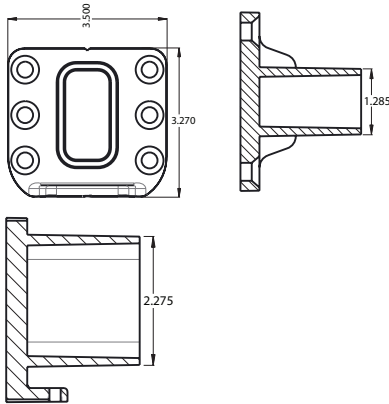
- For use on standard and hurricane-rated pairs of doors
- Filler insert for standard frame
- Designed for heavy duty use
- Easy retrofit application
- Shims provided to ensure accurate fit
- Standard available for 7' doors

Technical Information

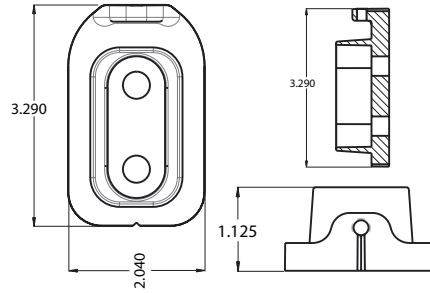
- 5/16" thick, 2" x 3" steel mullion tube
- Base and anchors included



Top Fitting



Sill or Bottom Fitting



The sill or bottom fitting has a small footprint and, once installed, bottom fasteners are hidden by the mullion tube.

Listings and Approvals



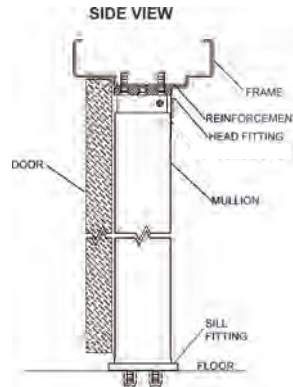
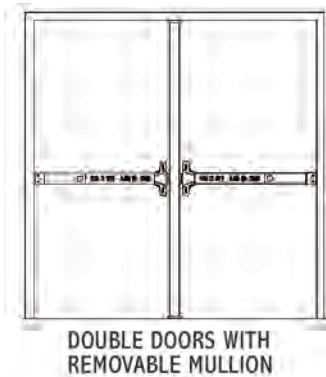
UL and Warnock Hersey Listed
for 3 hour fire rated pairs of
doors up to 8'x8'



WHI labeled for use with other
manufacturers' fire exit
hardware
(Call for non-Detex product
applications)

Hurricane Listed
NOA 13-0717.13
NOA 13-0617.22

Riser Diagram



Detex Limited Warranty

3 Year Limited Manufacturers
Warranty

Where Trust is Built™
DETEX®
Life Safety and Security Door Hardware

Detex Corporation
302 Detex Drive
New Braunfels, Texas 78130-3045 USA
PH. (830) 629-2900
(800) 729-3839
FAX (830) 620-6711
(800) 653-3839
<http://www.detex.com>
USA Sales:
marketing@detex.com
International Sales:
export@detex.com