

GROOVED FITTINGS


















Elbows, Tees, Caps and Crosses

- Provide an economical and efficient method of changing direction, adding an outlet, reducing or capping grooved piping systems
- Cast grooved fittings provide full flow characteristics
- Full back stop behind the groove to ensure proper coupling engagement and rigidity
- Wide range of grooved fabricated fittings also available

TECH DATA TFP1810 & TFP1815

- 300 psi pressure rated
- 90° elbows and tees are also available in the "short pattern" style
- Available painted or galvanized finish
- Listings and Approvals: UL, ULC, FM, VdS, & LPCB



| | | | |
|---|--|--|--|
|  | Figure 510S Short Pattern 90° Cast Elbows Sizes 2" thru 8" (DN50 – DN200) |  | Figures 221 & 321 Reducing Tees Sizes 1-1/4" thru 12" (DN32 – DN300) |
|  | Figure 510 90° Cast Elbows Sizes 1-1/4" thru 12" (DN32 – DN300) |  | Figure 323 Groove x Groove x Male Thread Reducing Tees Sizes 2" thru 12" (DN50 – DN300) |
|  | Figure 510DE 90° Drain Elbows Sizes 2" thru 8" (DN50 – DN200) |  | Figures 391, 392, & 393 Adaptor Nipples Sizes 1" thru 12" (DN25 – DN300) |
|  | Figure 501 45° Cast Elbows Sizes 1-1/4" thru 12" (DN32 – DN300) |  | Figure 372 Reducers, Small End Threaded (Male) Sizes 1-1/2" thru 6" (DN40 – DN125) |
|  | Figures 512 & 312 22 1/2° Elbows Sizes 1-1/4" thru 12" (DN32 – DN300) |  | Figures 550 & 350 Concentric Reducers Sizes 1-1/2" thru 12" (DN40 – DN300) |
|  | Figures 511 & 311 1 1/4° Elbows Sizes 1-1/4" thru 12" (DN32 – DN300) |  | Figures 327 Fabricated Crosses Sizes 1" thru 12" (DN25 – DN300) |
|  | Figure 519S Short Pattern Tee Sizes 2" thru 8" (DN50 – DN200) |  | Figures 260 & 360 End Caps Sizes 1" thru 12" (DN25 – DN300) |
|  | Figure 519 Tees Sizes 1-1/4" thru 12" (DN32 – DN300) |  | Figure 341 & 342 Flange Adaptors Sizes 1" thru 12" (DN25 – DN300) |
|  | Figure 320 Groove x Groove x Male Thread Reducing Tees Sizes 1-1/4" thru 12" (DN32 – DN300) | | |

Always refer to the product's Technical Data Sheet for a complete description of all Listing and Approval criteria, design parameters, installation instructions, care and maintenance guidelines, and our limited warranty.