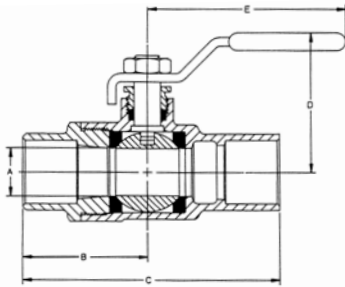


# COMMERCIAL PRODUCTS CATALOG

## Regular Port Economy Ball Valves

### 32-200 SERIES



### REGULAR PORT SOLDER END BRONZE BALL VALVE

Solder end ball valve with vacuum service to 29" Hg. 400 psig CWP, non-shock 125 psig for saturated steam. Blowout-proof design with adjustable packing gland.

#### FEATURES

- ASTM B584 Bronze
- PTFE seats and MPTFE Stuffing box ring
- Extended solder cups help protect seats from excessive heat during soldering

#### OPTIONS

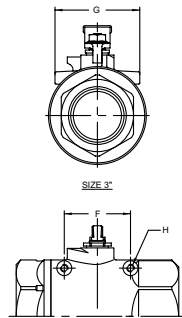
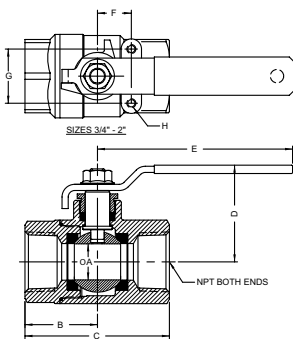

- 2-1/4" stem extension (-04)
- Tee handle (-07)
- Round handle (-15)
- SS latch-lock lever & nut (-27)
- Balancing stop (-92)

**NOTE:** This valve is being discontinued. After current stock is depleted; this valve will be replaced by the 77F-200 Series.

| Model Number | Size (in.) | Dimensions (in.) |      |      |      |      |
|--------------|------------|------------------|------|------|------|------|
|              |            | A                | B    | C    | D    | E    |
| 32-203-01    | 1/2        | 0.40             | 1.29 | 2.65 | 1.68 | 2.87 |
| 32-204-01    | 3/4        | 0.65             | 1.73 | 3.56 | 1.90 | 3.87 |
| 32-205-01    | 1          | 0.75             | 2.11 | 4.26 | 2.18 | 4.87 |
| 32-206-01    | 1-1/4      | 1.00             | 2.36 | 4.60 | 2.53 | 5.50 |
| 32-207-01    | 1-1/2      | 1.12             | 2.84 | 5.42 | 2.69 | 5.50 |
| 32-208-01    | 2          | 1.50             | 3.33 | 6.48 | 2.94 | 5.50 |

## Ball Valves w/Mounting Pad

### 71-100 SERIES



### BALL VALVE WITH MOUNTING PAD

Designed to easily accommodate spring return handle, actuator or simple panel mounting. Threaded end connections with RPTFE seats and stuffing box ring.

#### FEATURES

- 3/4" to 3" models (See 77 Series for 1/4" - 1/2")
- 600 CWP non-shock
- Blowout-proof stem
- ASTM B584 Bronze
- Round handle option
- Adjustable packing

| Model Number | Size (in.) | Dimensions (in.) |      |      |      |      |      |      |           |
|--------------|------------|------------------|------|------|------|------|------|------|-----------|
|              |            | A                | B    | C    | D    | E    | F    | G    | H         |
| 71-104-01    | 3/4        | 0.68             | 1.50 | 3.00 | 2.12 | 4.87 | 0.87 | 1.37 | 10-24 NC  |
| 71-105-01    | 1          | 0.87             | 1.68 | 3.37 | 2.25 | 4.87 | 0.87 | 1.37 | 10-24 NC  |
| 71-106-01    | 1-1/4      | 1.00             | 2.00 | 4.00 | 2.62 | 5.50 | 0.93 | 1.50 | 1/4-20 NC |
| 71-107-01    | 1-1/2      | 1.25             | 2.18 | 4.37 | 2.87 | 8.00 | 0.93 | 1.50 | 1/4-20 NC |
| 71-108-01    | 2          | 1.50             | 2.34 | 4.68 | 3.06 | 8.00 | 0.93 | 1.50 | 1/4-20 NC |
| 71-100-01    | 3          | 2.50             | 3.37 | 6.75 | 4.12 | 8.00 | 3.37 | 2.75 | 1/4-20 NC |