

Linear Operators

Our Interchangeable Operators *Let You Stock Less and Sell More!*



LSO50



LDO50/33



LDCO800



LCO75

The Professional Installer's 1st Choice!

Linear[®]
Building On Innovation.


Operators by Linear Proven Performers

Commonality of components = **Total Installer Flexibility**

Sometimes less is a lot more. That's the case with the expanded line of Linear Operators. Thanks to some unique design ingenuity, in which we use many of the same parts model to model, dealers can now stock reduced inventory, yet offer a wider range of models. You can mix and match the operators that move the best in your market.

5 heads + 6 belt and chain rails + accessories = **Unlimited Versatility**

With interchangeable head units, rails, and accessories, any way you configure a Linear system adds up to more value for your customers. ***And more profits for you.***



LCO75 | Many Doors, One Operator

- 3/4 HP AC Motor
- Our Most versatile and powerful operator
- Suited for light-duty commercial and residential carriage house-style doors
- Vibration Isolation Hangers
- Preassembled and pre-tensioned rails for quicker and simpler installations
- All sensitivity, limit adjustments on the same side of operator
- Built-in diagnostics
- Deluxe wall station and 3-channel visor transmitter included

LSO50 | Smooth, Quiet Operator

- 1/2 HP AC Motor
- Smooth, quiet operation
- Belt drive or chain drive
- Dual 100 watt courtesy lights
- Vibration Isolation Hangers
- Noise reduction technology
- Deluxe wall station and 3-channel visor transmitter included

LDCO800 | One Smooth Operator

- 800 Newton DC Motor
- Soft-start/stop for ultra-smooth, quiet, and long-term reliable performance
- Same speed as Linear AC operators
- Electronic limits for quick and easy setup
- Intelligent, self-learning torque settings
- Low standby power and high-efficiency power design
- Deluxe wall station and 3-channel visor transmitter included

LDO50/33 | Rock-Solid Performance

- 1/2 HP and 1/3 HP AC Motor
- Rock, solid performance
- Belt drive or chain drive
- 100 watt courtesy light
- Deluxe wall station and 3 channel transmitter

Our Lineup

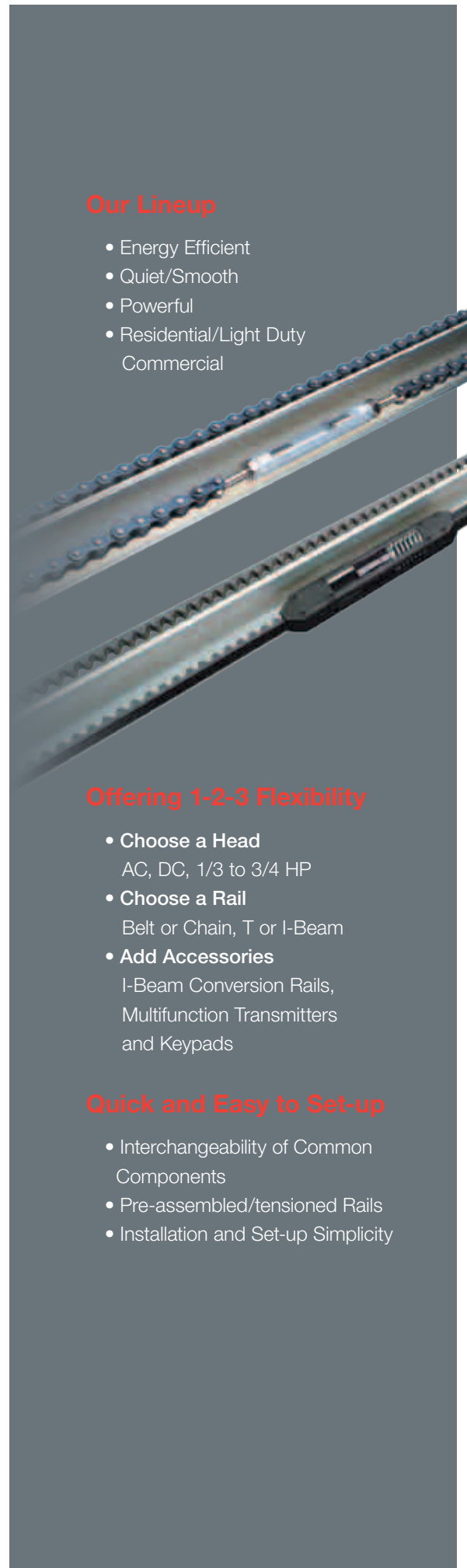
- Energy Efficient
- Quiet/Smooth
- Powerful
- Residential/Light Duty Commercial

Offering 1-2-3 Flexibility

- **Choose a Head**
AC, DC, 1/3 to 3/4 HP
- **Choose a Rail**
Belt or Chain, T or I-Beam
- **Add Accessories**
I-Beam Conversion Rails, Multifunction Transmitters and Keypads

Quick and Easy to Set-up

- Interchangeability of Common Components
- Pre-assembled/tensioned Rails
- Installation and Set-up Simplicity



1-2-3 Installation

Linear's extraordinary attention to design details will enable you to zip right through each job.

Optional field installed I-Beam conversion rail can be added to increase rigidity

Non-polarized wall station can mount to a single-gang electrical box or directly to the wall

Snap-in non-polarized obstacle-sensing beams are sonically sealed to prevent water intrusion and can be mounted to track or wall

Pre-tensioned and adjusted chain and belt rails

Fast and easy rail connection

All sensitivity, limit adjustments, and transmitters learned on the same side of the head

Built-in diagnostics and trouble shooting guide on operator




We Have Your Back

Loaded

All Linear operators come packed with standard features that are added-cost options elsewhere (*or not available at all*).

- Gears mounted in transmission type case
- One control board for all functions (AC units)
- Worm gear ends reinforced with steel sleeve
- Drive shafts aligned with bronze oil filled bushings
- Built-in self diagnostics
- Built-in isolator on hanging brackets, LSO and LCO models only



Tested

We test all our operators, not just as individual components, but as complete systems.


- 13-point function test — head to chain or belt, obstacle sensors to radio
- Results posted inside the operator case



Backed

We stand behind our operators by offering the industry's most generous warranties. And the industry's best customer support.

- Lifetime warranty on LCO, LDCCO, LSO and LDO 1/2 HP motors
- Lifetime warranty on HBT belts
- 10-year warranty on LDO 1/3 HP motors
- 5-year warranty on HCT chains
- 5-year warranty on mechanical parts
- 1-year warranty on electronics
- East and West Coast distribution centers
- Industry's most knowledgeable and experienced field sales and service network



Standard and Optional Equipment



Deluxe
Wall Station



MCT-3
Visor Transmitter



Obstacle-Sensing
Beams

Standard Equipment

In addition to your choice of head units and belt or chain rail in multiple lengths, Linear systems come supplied with an easy-to-install obstacle sensing system (includes 35 feet of wire on each beam and 20 feet for wall station), all necessary mounting hardware, and the following items:

Deluxe Wall Station

- Controls for UP/DOWN/STOP lights, vacation switch ON/OFF
- Backlit LEDs always on to enable users to find controls in the dark






MCT-3 3-Channel Visor Transmitter

- Three channels – homeowners with three operators (or who live in a gated community) need only one remote per car
- Red LED lets user know unit is transmitting
- Dual position visor clip

Obstacle-Sensing Beams

- Snap-in non-polarized obstacle-sensing beams
- Sonically sealed to prevent water intrusion

Belt and Chain Drive Operator Specifications

Model Number	Power	Warranties	Standard Equipment	Options
LCO75 Belt or Chain Drive 	3/4 HP AC Motor	Lifetime - Motor Lifetime - Belt 5 years - Mechanical Parts 1 year - Electrical	<ul style="list-style-type: none"> • Deluxe Wall Station • MCT-3 3-Channel Visor Transmitter • Isolation Bracket 	<ul style="list-style-type: none"> • 7, 8, 10 ft. T Rails • 12, 14 ft. I-Beam Rails • CHCR I-Beam Conversion Rails • Complete family of MegaCode Transmitters and Receivers
LSO50 Belt or Chain Drive 	1/2 HP AC Motor	Lifetime - Motor Lifetime - Belt 5 years - Mechanical Parts 1 year - Electrical	<ul style="list-style-type: none"> • Deluxe Wall Station • MCT-3 3-Channel Visor Transmitter • Isolation Bracket 	<ul style="list-style-type: none"> • 7, 8, 10 ft. T Rails • CHCR I-Beam Conversion Rails • Complete family of MegaCode Transmitters and Receivers
LDC0800 Belt or Chain Drive 	800 Newton DC Motor	Lifetime - Motor Lifetime - Belt 5 years - Mechanical Parts 1 year - Electrical	<ul style="list-style-type: none"> • Deluxe Wall Station • MCT-3 3-Channel Visor Transmitter • Soft start/stop 	<ul style="list-style-type: none"> • 7, 8, 10 ft. T Rails • CHCR I-Beam Conversion Rails • Complete family of MegaCode Transmitters and Receivers
LD050 Belt or Chain Drive 	1/2 HP AC Motor	Lifetime - Motor Lifetime - Belt 5 years - Mechanical Parts 1 year - Electrical	<ul style="list-style-type: none"> • Deluxe Wall Station • MCT-3 3-Channel Visor Transmitter 	<ul style="list-style-type: none"> • 7, 8, 10 ft. T Rails • CHCR I-Beam Conversion Rails • Complete family of MegaCode Transmitters and Receivers
LD033 Belt or Chain Drive 	1/3 HP AC Motor	10 years - Motor Lifetime - Belt 5 years - Mechanical Parts 1 year - Electrical	<ul style="list-style-type: none"> • Deluxe Wall Station • MCT-3 3-Channel Visor Transmitter 	<ul style="list-style-type: none"> • 7, 8, 10 ft. T Rails • CHCR I-Beam Conversion Rails • Complete family of MegaCode Transmitters and Receivers

Optional Equipment

Rails

All Linear rails are of one-piece, rolled steel construction and are flush-mountable to ceiling. Belt rails carry a lifetime belt warranty.

Model	Description	Features	CHCR Rails for I-Beam Conversion
HBT7C	7' Belt T rail	<ul style="list-style-type: none"> Pre-tensioned, steel reinforced belt Interchangeable with all heads 	CHCR 7/8
HBT8C	8' Belt T rail	<ul style="list-style-type: none"> Pre-tensioned, steel reinforced belt Interchangeable with all heads 	CHCR 7/8 or CHCR 8
HCT7C	7' Chain T rail	<ul style="list-style-type: none"> Pre-tensioned chain Interchangeable with all heads 	CHCR 7/8
HCT8C	8' Chain T rail	<ul style="list-style-type: none"> Pre-tensioned chain Interchangeable with all heads 	CHCR 7/8 or CHCR 8
HCT10C	10' Chain T rail	<ul style="list-style-type: none"> Pre-tensioned chain Interchangeable with all heads 	CHCR 10
HCI12	12' Chain I-Beam rail	<ul style="list-style-type: none"> Pre-tensioned chain For light commercial doors 	I-Beam Standard
HCI12 with HCI+2	14' Chain I-Beam rail	<ul style="list-style-type: none"> For light commercial doors 	I-Beam Standard
CHCR-7/8	7 or 8' I-Beam conversion rail		
CHCR-8	8' I-Beam conversion rail		
CHCR-10	10' I-Beam conversion rail		



MegaCode Radio Controls

Choose from the industry's widest selection of add-on radio controls.

TRANSMITTERS

ACT-21 – 1-Channel Keychain
ACT-22 – 2-Channel Keychain
ACT-31B – 1-Channel Keychain
ACT-34B – 4-Channel Keychain
MDTK – Residential Wireless Keypad
MCT-1 – 1-Channel Visor
MCT-2 – 2-Channel Visor
MCT-11 – 1-Channel Visor
MDT-1A – Deluxe 1-Channel Visor
MDT-2A – Deluxe 3-Channel Visor
MDT-4A – Deluxe 4-Channel Visor

RECEIVERS

MDR/U – 1-Channel 110 V Universal plug-in Receiver
MDR-2 – 2-Channel Receiver
MDRG – 1-Channel Gate Receiver
SMDRG – 1-Channel Extended range Receiver
AP-5 – Gate/door Operator Controller

TEST EQUIPMENT

FT/1 – RF Field Tester

Specifications *(Individual shipping weight, overall length)*

	HCT7C/HBT7C (21 lbs/18 lbs)	HCT8C/HBT8C (23 lbs/20 lbs)	HCT10C (27 lbs)	HCI12 (54 lbs)	HCI12 + HCI+2 (54 lbs + 8 lbs)
LC075 (25 lbs)	126.5"	141"	161.5"	193.8"	217.3"
LS050 (21 lbs)	126.5"	141"	161.5"	—	—
LDC0800 (16 lbs)	124.5"	139"	159.5"	—	—
LD050/33 (20 lbs)	122"	136.5"	157"	—	—



MCT-1


ACT-31B

ACT-34B



MDR/U

MDTK



We put you in Commercial Doors Control

Linear produces a complete roster of drawbar, jackshaft and hoist commercial door operators – with a full range of horsepower, voltages and phases – plus all the needed accessories and options.



We put you in Access Control

From garage to gate to total access control, Linear can supply you with superior systems and advantage-rich add-ons.

- Telephone Entry Systems
- Keypads
- Stand-Alone Receivers
- Access Controllers
- Proximity Card Readers
- Transmitters



We put you in Radio Control



Linear's most popular family of radio controls. With a 310 MHz frequency and 256 dip switch settable codes.



One of the industry's top brands. With a choice of 300 or 310 MHz frequency and 1,024 dip switch settable codes.



Our most secure and versatile format. With 318 MHz frequency and over 1,000,000 factory programmed codes.



These 310 MHz controls are Stanley compatible. One-channel models offer 1,024 dip switch settable codes; two-channel models, 512 codes.



Ideal for residential or commercial uses. 318 or 288 MHz frequency with over to 19,000 changeable codes.



We put you in Gate Control

Linear offers swing, slide and barrier gate operators for every application – multi-family, commercial and residential – for any type, size, and weight of gate. Put them together with Linear Access Control systems for a complete entry solution!

www.linearcorp.com

Linear[®]
Building On Innovation.

1950 Camino Vida Roble | Suite 150 | Carlsbad, CA 92008
(760) 438-7000 | (800) 421-1587 | Fax (800) 468-1340