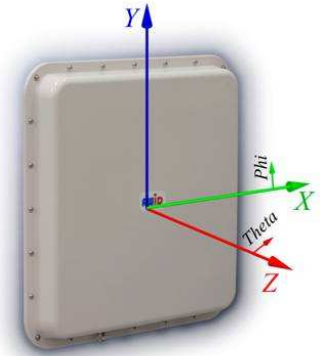


## Bi-Static Circular Polarized Antenna for RFID ANT-915CA2x2 (902-928 MHz)

### Features

- Maximum achieved realized gain and frequency bandwidth within moderate volume.
- Variation of Maximum Gain: less than  $\pm 0.18$ dB in Z direction at any Phi angle within operational frequency band.
- Variation of Maximum Gain: less than  $\pm 0.5$ dB within frequency band 886-953MHz at fixed Phi angle.
- Very low reflection of transmitter signal into receiver – return loss is more than 23dB.
- Light - weight is 123 oz (3480 g)

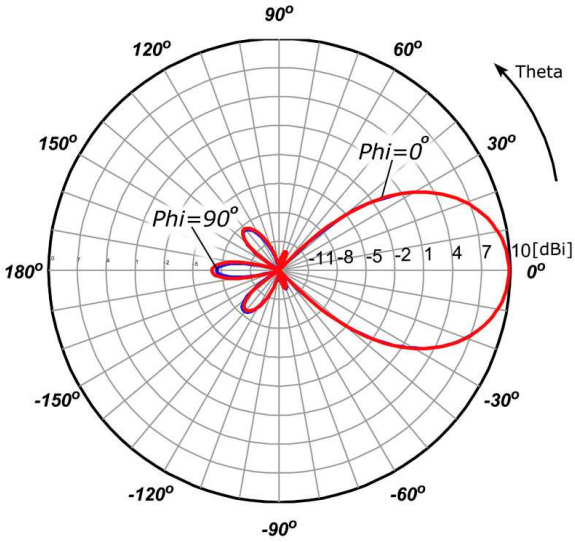


**ANT-915CA2x2**

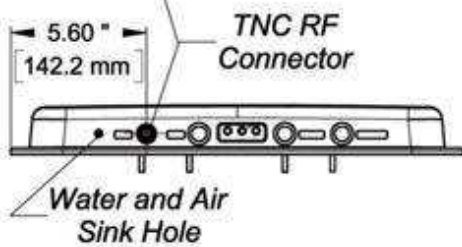
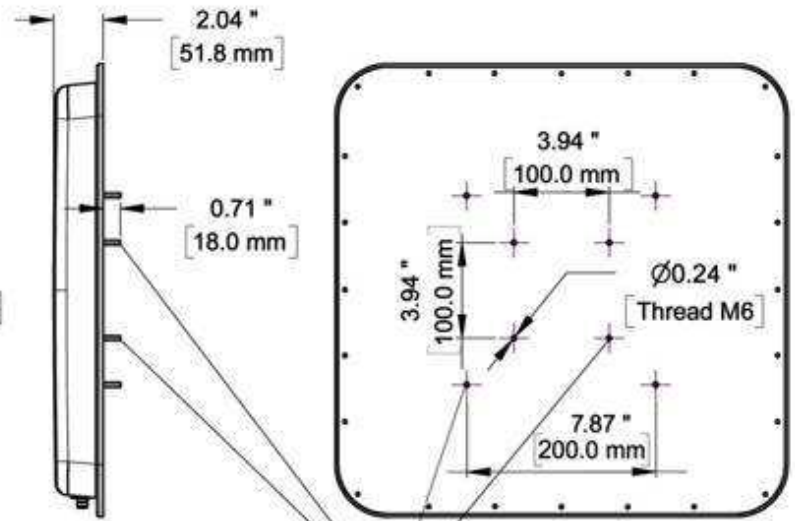
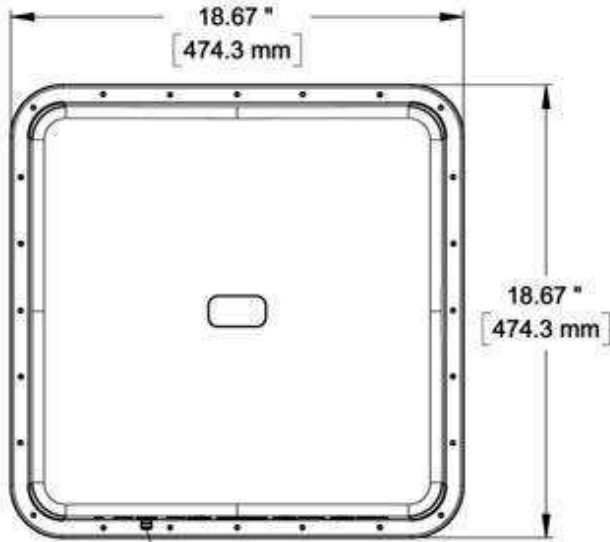
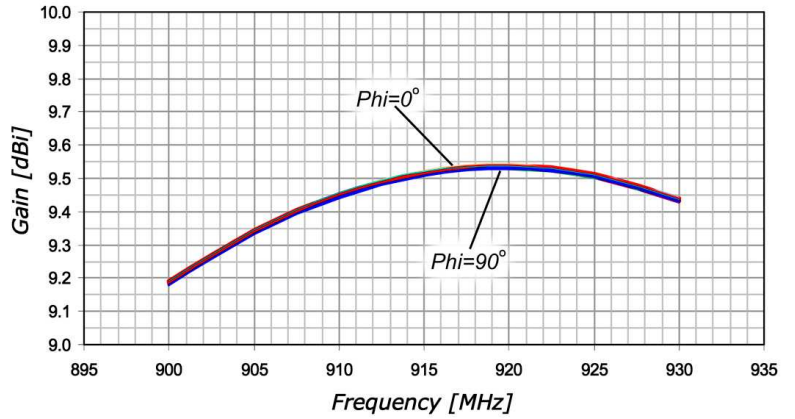
### Specifications

<b>Operational Frequency Band</b>	902 - 928 MHz
<b>Polarization</b>	RHCP
<b>Peak of Linear Polarized Realized Gain</b>	+9.54 dBi
<b>Maximum Axial Ratio at the bore-sight direction</b>	0.06 dB
<b>Width of radiation pattern at -3dB from maximum</b>	38° ( $\pm 19^\circ$ )
<b>Width of radiation pattern at -1dB from maximum</b>	22° ( $\pm 11^\circ$ )
<b>Maximum input VSWR</b>	1.15
<b>Maximum Input Power</b>	5.0 Watt
<b>Weight</b>	123 oz (3480 g)
<b>Protection Class</b>	IP 66 Weatherproof

Realized Gain E-theta



Realized Gain E-theta



Eight Threaded Studs M6

Dimension of Antenna



18300 Sutter Blvd., Morgan Hill, CA 95037  
 Tel: (408) 825-1100 Fax: (408) 782-7402  
<http://www.awid.com>