

BACKFLOW PREVENTION CATALOG

Accessories – Backflow Preventers

VALVE SETTERS

Apollo Valve 4An Setters are specifically designed to match the mounting dimensions of the 4An products. The three-piece configuration simplifies installation and eliminates the need for thrust blocks between the elbows. All hardware is stainless steel and the entire unit is FDA Epoxy coated inside and out. The mechanical joint connections are to AWWA C153 and the flanges are to ANSI B16.1 Class 125.



MATERIALS

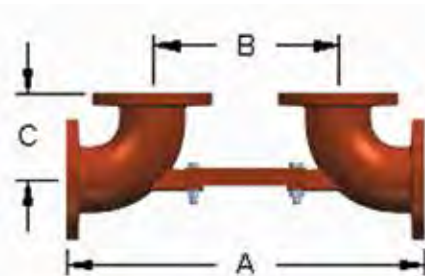
Part	Material
Setter Body	Ductile Iron, ASTM A536
Setter Center Brace	Hot Rolled Steel ASTM A36
Setter Bolts & Nuts	Stainless Steel
Setter & Brace Coating	Fusion-Bonded Epoxy FDA Compliant Internal and External

Contact local water authorities for installation/service requirements.

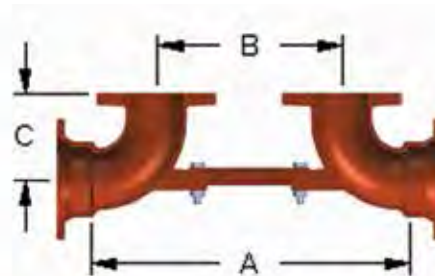
FACTORY CODE

4An 00 X	X
SIZE	TYPE
9 - 2-1/2"	F = Flange x Flange
0 - 3"	MJF = Mechanical Joint x Flange
A - 4"	MJ = Mechanical Joint x Mechanical Joint
C - 6"	
E - 8"	
G - 10"	
H - 12"	

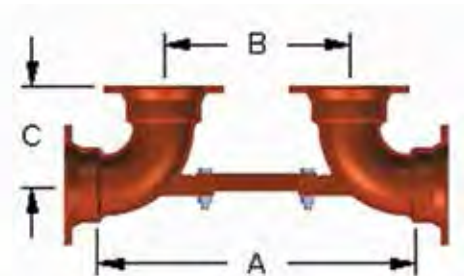
*Flange x Flange only




Flange x Flange (F)



Mechanical Joint x Flange (MJF)



Mechanical Joint x Mechanical Joint (MJ)



The Apollo 4An Valve Setter is shown in a typical installation. It is shipped in three separate pieces along with four nuts and four bolts (for Center Brace). Mechanical Joint accessories such as those shown are for reference only and are not included with the 4An Valve Setter.

DIMENSIONS

Size	Model	A	B	C	Wt./Ea
2-1/2"	F	23-1/2	12-1/2	5-1/2	43.7
	F	23-1/2	12-1/2	5-1/2	50.4
3"	MJF	21-1/2	12-1/2	5-1/2	50.4
	MJ	21-1/2	12-1/2	7	50.7
4"	F	27	14	6-1/2	87.1
	MJF	24	14	6-1/2	71.1
	MJ	24	14	7-1/2	65.1
6"	F	32	16	8	147.5
	MJF	29	16	8	115.3
	MJ	29	16	9	107.1
8"	F	36-1/2	18-1/2	9	236.30
	MJF	33-1/2	18-1/2	9	216.40
	MJ	33-1/2	18-1/2	10	193.20
10"	F	43.0	21	11.0	388
12"	F	50-3/4	26-3/4	12	547