

# Manually Operated 2/2 Way Diaphragm Valve

3232

## DN15-50 mm

- For aggressive media
- Flow optimised body
- Tough, durable PPS handwheel
- Self-emptying
- Low dead volume

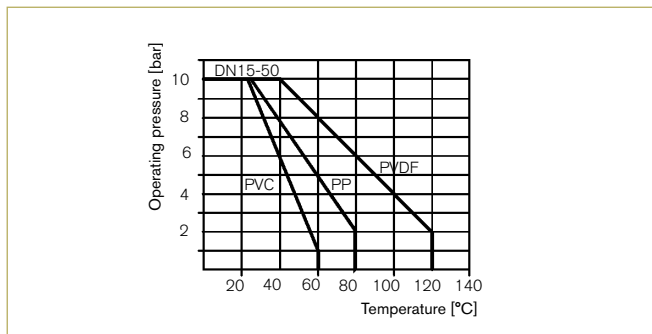


Hand operated diaphragm valve for aggressive chemicals. Provides long service life even with polluted, dirty or high viscosity fluids. The diaphragm between the actuator and body hermetically isolates the fluid from the actuator and provides a strong seal over the valve seat. The manual nature of the operator means that the valve can be used for shut-off and for flow control.

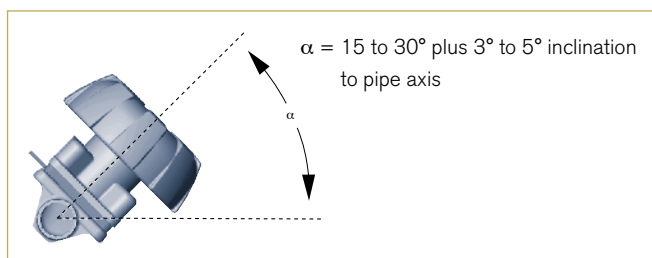
### Technical Data

|                            |   |
|----------------------------|---|
| <b>Mediums temperature</b> | See pressure temperature diagram                        |
| <b>Ambient temperature</b> | -10 °C to +60 °C  |
| <b>Viscosity</b>           | to viscous  |
| <b>Body material</b>       | PVC, PP or PVDF   |
| <b>Seal material</b>       | EPDM (FDA and KTW approval) or PTFE/EPDM (FDA approval) |
| <b>Handwheel / Bonnet</b>  | PPS / PPS   |
| <b>Process connection</b>  | True Union  |

### Pressure-Temperature diagram



### Installation for self-draining operation



### Envelope Dimensions [mm] (see datasheet for details)

Drawing shows dimensions for true union connection. For other connections see datasheet.

| DN | Size   | A   | B   | C   |
|----|--------|-----|-----|-----|
| 15 | 1/2"   | 128 | 86  | 92  |
| 20 | 3/4"   | 152 | 86  | 102 |
| 25 | 1"     | 166 | 86  | 108 |
| 32 | 1 1/4" | 192 | 114 | 139 |
| 40 | 1 1/2" | 222 | 114 | 149 |
| 50 | 2"     | 266 | 114 | 170 |

### Options

- Pneumatic actuation
- Safety lock

## Ordering Chart

| Orifice<br>DN [mm]           | Port<br>[inch] | Kv value<br>[m <sup>3</sup> /h] | Pressure<br>range at<br>+20 °C<br>[bar] | PVC                           |                                    | PP                            |                                    | PVDF                          |                                    |
|------------------------------|----------------|---------------------------------|---|-------------------------------|------------------------------------|-------------------------------|------------------------------------|-------------------------------|------------------------------------|
|                              |                |                                 |   | Item no.<br>EPDM<br>diaphragm | Item no.<br>PTFE/EPDM<br>diaphragm | Item no.<br>EPDM<br>diaphragm | Item no.<br>PTFE/EPDM<br>diaphragm | Item no.<br>EPDM<br>diaphragm | Item no.<br>PTFE/EPDM<br>diaphragm |
| <b>True union connection</b> |                |                                 |   |                               |                                    |                               |                                    |                               |                                    |
| 15                           | 1/2            | 3.5                             | 0 - 10                                  | 262 360                       | 262 363                            | 144 782                       | 144 788                            | 144 806                       | 144 812                            |
| 20                           | 3/4            | 7.2                             | 0 - 10                                  | 262 799                       | 262 804                            | 144 783                       | 144 789                            | 144 807                       | 144 813                            |
| 32                           | 1              | 12.5                            | 0 - 10                                  | 262 800                       | 262 805                            | 144 784                       | 144 790                            | 144 808                       | 144 814                            |
| 32                           | 1 1/4          | 19                              | 0 - 10                                  | 262 801                       | 263 365                            | 144 785                       | 144 791                            | 144 809                       | 144 815                            |
| 40                           | 1 1/2          | 28                              | 0 - 10                                  | 262 802                       | 262 806                            | 144 786                       | 144 792                            | 144 810                       | 144 816                            |
| 50                           | 2              | 40                              | 0 - 7                                   | 262 803                       | 262 808                            | 144 787                       | 144 793                            | -                             | -                                  |
| <b>Spigot connection</b>     |                |                                 |   |                               |                                    |                               |                                    |                               |                                    |
| 15                           | 1/2            | 3.5                             | 0 - 10                                  | 144 770                       | 144 776                            | 144 794                       | 144 800                            | 144 818                       | 144 824                            |
| 20                           | 3/4            | 7.2                             | 0 - 10                                  | 144 771                       | 144 777                            | 144 795                       | 144 801                            | 144 819                       | 144 825                            |
| 25                           | 1              | 12.5                            | 0 - 10                                  | 144 772                       | 144 778                            | 144 796                       | 144 802                            | 144 820                       | 144 826                            |
| 32                           | 1 1/4          | 19                              | 0 - 10                                  | -                             | -                                  | 144 797                       | 144 803                            | 144 821                       | 144 827                            |
| 40                           | 1 1/2          | 28                              | 0 - 10                                  | 144 774                       | 144 780                            | 144 798                       | 144 804                            | 144 822                       | 144 828                            |
| 50                           | 2              | 40                              | 0 - 7                                   | 144 775                       | 144 781                            | 144 799                       | 144 805                            | 144 823                       | 144 829                            |

## Ordering chart

8681  
Control head

| Communication               | Voltage          | Connection   | ATEX Zone 2/22<br>Kat. 3 | Quantity of<br>solenoid valves | Feedback        | Item no. |
|-----------------------------|------------------|--|--------------------------|--------------------------------|-----------------|----------|
| without                     | 12 - 28 V DC     | cable gland  | without                  | 0                              | 3 int. + 1 ext. | 196 410  |
|                             |                  |  | without                  | 1                              | 3 int. + 1 ext. | 196 411  |
|                             |                  |  | without                  | 2                              | 3 int. + 1 ext. | 196 412  |
|                             |                  |  | without                  | 3                              | 3 int. + 1 ext. | 196 413  |
|                             |                  |  | with                     | 1                              | 3 int. + 1 ext. | 196 415  |
| without                     | 12 - 28 V DC     | M12, 12 pin,<br>cable 8 cm                                 | without                  | 0                              | 3 int. + 1 ext. | 196 420  |
|                             |                  |  | without                  | 1                              | 3 int. + 1 ext. | 196 421  |
|                             |                  |  | without                  | 2                              | 3 int. + 1 ext. | 196 422  |
|                             |                  |  | without                  | 3                              | 3 int. + 1 ext. | 196 423  |
|                             |                  |  | with                     | 1                              | 3 int. + 1 ext. | 196 425  |
| AS-Interface<br>(62 slaves) | 29.5 - 31.6 V DC | Version with ASI flat<br>cable terminal and<br>80 cm cable | without                  | 0                              | 3 int. + 1 ext. | 196 430  |
|                             |                  |  | without                  | 1                              | 3 int. + 1 ext. | 196 431  |
|                             |                  |  | without                  | 2                              | 3 int. + 1 ext. | 196 432  |
|                             |                  |  | without                  | 3                              | 3 int. + 1 ext. | 196 433  |
|                             |                  |  | with                     | 1                              | 3 int. + 1 ext. | 196 435  |

## Accessories

| Version  | Item no. |
|--|----------|
| Silencer PE G 1/4"   | 780 780  |
| Blind plug PP G 1/8"   | 770 901  |
| Banjo fitting brass nickel-plated G 1/4" for Ø tube 8/6 mm             | 780 084  |
| Banjo fitting brass nickel-plated G 1/8" for Ø tube 6/4 mm             | 780 082  |
| Universal VA-flange with O-ring  | 196 495  |
| Target for type 8681 from 1.4021                                       | 196 494  |
| Magnet-manual control tool   | 196 490  |
| Cable 27 cm (8 cm outside) with 12 pin M12 plug for 24 V DC            | 217 574  |
| Cable 99 cm (80 cm outside) with 4 pin M12 plug for ASi                | 217 572  |
| Cable 27 cm (8 cm outside) with 4 pin M12 plug for ASi                 | 217 573  |
| ASI-flat cable terminal with M12 with stainless steel female connector | 799 646  |
| Cable 99 cm (80 cm outside) with 5 pin M12 plug for DeviceNet          | 218 187  |
| USB adaptation kit PC-communicator                                     | 227 093  |
| Bluetooth-adaptation kit Smartphone-communicator                       | -        |



# Clean up your Cabinet!

More Flexibility with AirLINE Quick


**bürkert**  
FLUID CONTROL SYSTEMS

Pneumatic control of processes can be so easy! With AirLINE Quick for example. Our new adapter for valve islands and automation systems significantly reduces the need for components in the control cabinet. Besides requiring fewer pneumatic hoses and cables, AirLINE Quick can also be mounted directly on the wall or floor of the control cabinet. Without any bulkhead connections – fast and flexible. This cleans up your control cabinet and even allows for smaller ones.

The AirLINE Quick adapter plate is available in stainless steel for hygienic processes or as a general purpose anodized aluminium version; as a component or for individually designed control cabinets – it's your choice!



*AirLINE Quick automation system type 8644 with interface module and I/O modules from cooperation partner Siemens ET 200S, 16 valve functions*



*AirLINE Quick valve island type 8640 with Profibus DPV1, 24 valve functions and 24 digital inputs*

Want to know more? Just call: +49 (0) 7940/10-91 111.

[www.burkert.com](http://www.burkert.com)