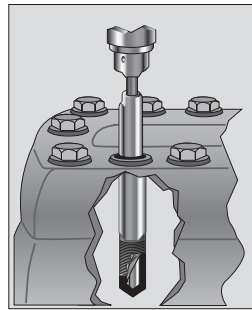


Screw Extractors

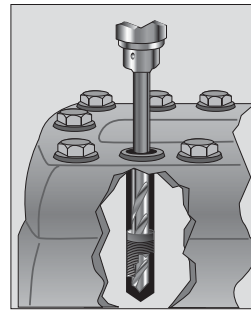


Catalog No.	Model No.	Screw Diameter		Use Drill		Flute Diameter		Length Overall		Weight		Max. Depth		Std. Pack
		in.	mm	in.	mm	in.	mm	in.	mm	oz.	g	in.	mm	
35535	1	1/4	6	1/8	3	0.139	3.5	2 ⁵ / ₁₆	59	1/2	14	1	25	6
35540	2	5/16	8	3/16	5	0.205	5.2	2 ³ / ₄	70	1	28	1	25	6
35545	3	3/8	10	1/4	6	0.272	6.9	3 ¹ / ₁₆	78	1 ¹ / ₄	35	1	25	6
35550	4	7/16	11	5/16	8	0.338	8.6	3 ⁹ / ₁₆	84	1 ³ / ₄	50	1	25	6
35555	5	1/2 - 9/16	13 - 14	11/32	9	0.374	9.5	3 ³ / ₄	95	2 ¹ / ₄	64	1	25	6
35560	6	5/8	16	7/16	11	0.471	12.0	4 ¹ / ₈	105	3	85	2	51	6
35565	7	3/4	19	1/2	13	0.538	13.7	4 ¹ / ₂	114	4	113	2	51	6
35570	8	7/8 - 1	22 - 25	5/8	16	0.665	16.9	4 ³ / ₄	121	6 ¹ / ₂	184	3	76	6

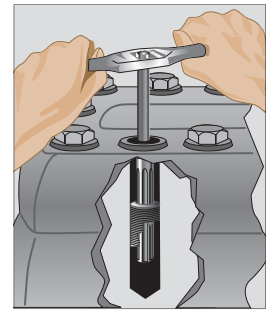
Catalog No.	Description	Weight		Std. Pack
		oz.	g	
35575	Includes Nos. 3,4 and 5	8	227	1
35580	Includes Nos. 1,2,3,4 and 5	8	227	1



FIRST – Drill a small hole clear through the broken end using a snug fitting RIDGID Drill Guide for precision centering. This centering hole is for the larger drill to follow.



SECOND – Remove Drill Guide. Drill out the small center hole to larger diameter for receiving the "longrip" Extractor.



THIRD – Drive the "longrip" Extractor into the thin hollow shell and turn it out.



Model 10 Screw Extractor Set

Model 10 set contains 20 precision tools – one each of Extractor Models 1 to 5 inclusive with turnuts, drill Models 1 to 5 inclusive, and drill guides Models 921 to 1821 inclusive. Pre-formed plastic box provides convenient storage.

Catalog No.	Model No.	Description	Capacity		Weight		Std. Pack
			in.	mm	lb.	kg	
35585	10	Screw Extractor Set	1/4 - 1/2	6 - 13	1 ¹ / ₄	0.60	1

Accessories

Catalog No.	Model No.	Description	Weight		Std. Pack
			lb.	kg	
35695	10	Box Only	1 ¹ / ₄	0.60	1