










PIPE/TUBE CUTTING & PREPARATION

Tubing Cutters

Tubing Cutter Selection

Pipe Cutter		Page No.	Diameter	Material / Diameter			
				Steel / Stainless	Copper	Aluminum	Plastic/PVC
Close Quarters Tubing Cutters		3.14	¼" - 1½"	•	•	•	
2-in-1 Close Quarters AUTOFEED™ Cutter		3.15	¼" - 1½"	•	•	•	
Constant Swing Tubing Cutters		3.15	½" - 1¾"	•	•	•	
Enclosed Feed Tubing Cutters		3.16	¼" - 2¾"	•	•	•	
Quick-Acting Tubing Cutters		3.16	¼" - 6¾"	•	•	•	•
Screw Feed Tubing Cutters		3.17	½" - 3½"	•	•	•	
Internal Tubing Cutters		3.17	2-4	•	•	•	•
Stainless Steel Duty Tubing Cutters		3.17	¾" - 2½"	•	•	•	
Plastic Pipe Cutters		3.19-3.21	½" - 1¾"				•



Close Quarters Tubing Cutters

Specifically designed for use in restricted spaces on small diameter, hard and soft copper, aluminum, brass and plastic tubing.

- Rollers include grooves for close-to-flare cuts on models 101, 101J and 118.
- Strong, lightweight slide and wheel housing, and large knurled feed screw knob give easy control of cutting pressure for clean cuts.
- Models 117 and 118 include a self-feeding cutter wheel that automatically cuts after tightening the knob only once (AUTOFEED®).
- The Model 118 features a special knob for easier tightening of the feedscrew.
- Model 101-ML is for multilayer tubing only.

Catalog No.	Model No.	Description	Std. Wheel	Capacity		Weight		Std. Pack
				in.	mm	lb.	kg	
40617	101*	Close Quarters Cutter	E-3469	¼ - 1½	6 - 28	½	0.23	6
32975	103	Close Quarters Cutter	E-3469	⅜ - 5/8	3 - 16	⅓	0.15	6
32985	104	Close Quarters Cutter	E-3469	3/16 - 15/16	5 - 24	⅓	0.15	6
97787	117*	Close Quarters AUTOFEED Cutter	E-3469	3/16 - 15/16	5 - 24	⅓	0.15	12
86127	118*	Close Quarters AUTOFEED Cutter Only	E-3469	¼ - 1½	6 - 28	5/8	0.26	6

*Models 117 and 118 include a self-feeding cutter wheel that automatically cuts after tightening the knob only once (AUTOFEED).
Models 101, 117 and 118 include spare cutter wheel in knob

(TOOLTIP)

For best cutting results, change the cutter's wheel pin at least once for every two cutter wheel replacements.

Tubing Cutters



2-in-1 Close Quarters AUTOFEED® Cutter

The RIDGID® Model 118 Close Quarters AUTOFEED® Cutter can now be enhanced with a ratchet handle that allows for easier cutting in tight, restricted spaces. Of rugged and compact design, the handle can be attached to the cutter and operated in ratchet steps as small as 10 degrees. This allows for fine indexing of the cutter to operate in tight spaces. The new ratchet handle allows more flexibility and mobility while keeping the AUTOFEED® features of the model 118 Cutter, which is designed to cut hard and soft copper, aluminum and brass.

- Featuring the NEW 2-in-1 Close Quarters Cutter where the cutter can be used alone or with the ratchet handle, a light and ergonomic accessory to help use the cutter in tight and restricted spaces.
- Easy to use in hard-to-reach areas because the knob only needs to be tightened once.
- Adjustable to any size from 1/4" – 1 1/8" (6-28 mm) OD.
- Tubing cutter comes with a spare E-3469 Cutter Wheel in knob.
- New football-shaped knob in the cutter.
- Ratchet handle also compatible with Model 101 tubing cutter.

Catalog No.	Model No.	Description	Capacity		Weight		Std. Pack
			in.	mm	lb.	kg	
32573	118	2-In-1 Close Quarters Quick-Feed Cutter with Ratchet Handle	1/4 - 1 1/8	6 - 28	1 1/16	0.48	1
86127	118	Close Quarters AUTOFEED® Cutter Only	1/4 - 1 1/8	6 - 28	5/8	0.26	6
32933	118	Ratchet Handle Only for 101 and 118 Tubing Cutter	—	—	5/8	0.26	1



Constant Swing Tubing Cutters

- Features an enclosed feed screw to eliminate clogging and jamming, grooved rollers for close-to-flare cuts, and a fold-away reamer.
- X-CEL Knob – cut tubing more quickly and easily with our larger, more ergonomic designs.
- X-CEL Wheel Pin – change your cutter wheel quickly using our new ball detent design... no tool needed... no lost clips!
- Spare cutter wheel included in the knob.
- Made from high-strength zinc alloy.
- Cuts copper, brass, and aluminum tubing and thin-wall conduit.

Catalog No.	Model No.	Description	Std. Wheel	Capacity Range		Weight		Std. Pack
				in.	mm	lb.	kg	
31622	150	Constant Swing Cutter	E-3469	1/8 - 1 1/8	3 - 28	1	0.44	6
31627	150	Above w/H-D Wheel(s)	E-4546	1/8 - 1 1/8	3 - 28	1	0.44	6
66737	150-L	Constant Swing Cutter	E-3469	1/8 - 1 3/8	3 - 35	1	0.44	6
66742	150-LS	Above with Heavy Duty Wheel	E-4546	1/4 - 1 3/8	6 - 35	1 1/8	0.47	6

PIPE/TUBE CUTTING & PREPARATION

Tubing Cutters




Enclosed Feed Tubing Cutters

- Features an enclosed feed screw to eliminate clogging and jamming.
- X-CEL Knob - cut tubing more quickly and easily with our larger, more ergonomic designs.
- Grooved rollers for close-to-flare cuts.
- Spare cutter wheel included in the knob.
- Fold-away reamer.
- Made from high-strength zinc alloy.
- Cuts hard / soft copper, aluminium, brass and multilayer tubes.

Catalog No.	Model No.	Description	Std. Wheel	Capacity		Weight		Std. Pack
				in.	mm	lb.	kg	
33055	205	Ratcheting Encl. Feed Cutter	E-3469	1/4 - 2 ³ / ₈	6 - 60	2	0.91	1
33070	205*	Above with Heavy Duty Wheel	E-4546	1/4 - 2 ³ / ₈	6 - 60	2	0.91	1

*33070 is suitable for Stainless Steel



Quick-Acting Tubing Cutters

- Models 151-156 feature a quick-acting design, I-beam construction, hardened wear surfaces and thrust bearing slide assemblies for smooth operation.
- X-CEL Knob - cut tubing more quickly and easily with our larger, more ergonomic designs.
- X-CEL Wheel Pin - change your cutter wheel quickly using our new ball detent design..no tool needed.. no lost clips!
- Available in models for plastic pipe or metallic tubing.
- Models 151 and 152 feature fold-away reamers.
- Model 151-ML is suitable for cutting multilayer tubing.

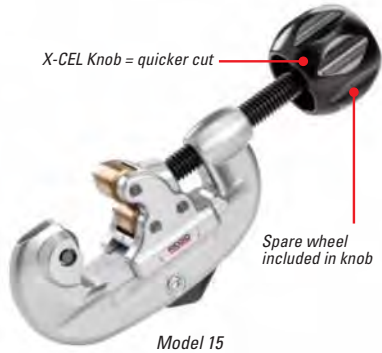
Catalog No.	Model No.	Description	Std. Wheel	Capacity		Weight		Std. Pack
				in.	mm	lb.	kg	
31632	151	Quick-Acting Cutter	E-3469	1/4 - 1 ¹ / ₈	6 - 42	1 ¹ / ₄	0.56	6
31637	151-P	Above w/Wheel For Plastic*	E-2155	1/8 - 1 ¹ / ₄	10 - 40	1 ¹ / ₄	0.56	6
66747	151-ML	Quick-Acting Tubing Cutter	E-545	1/8 - 1 ¹ / ₂	3 - 40	1	0.50	1
32078	151 CSSST	Quick Acting CSSST Cutter	E-4546	³ / ₈ - 1	10 - 25	1 ¹ / ₁₀	0.50	6
31642	152	Quick-Acting Cutter	E-3469	1/4 - 2 ⁵ / ₈	6 - 66	2	0.92	1
31647	152-P	Above w/Wheel For Plastic*	E-2155	1/4 - 2	10 - 63	2	0.92	1
36597	153	Quick-Acting Cutter	E-3469	1 ¹ / ₄ - 3 ¹ / ₂	32 - 90	2	0.92	1
36592	153-P	Above w/Wheel For Plastic*	E-2155	1 - 3	25 - 75	2	0.92	1
31652	154	Quick-Acting Cutter	E-2558	1 ⁷ / ₈ - 4 ¹ / ₂	48 - 116	3 ⁷ / ₈	1.72	1
31657	154-P	Above w/Wheel For Plastic*	E-2156	1 ¹ / ₂ - 4	50 - 110	3 ⁷ / ₈	1.72	1
31662	156	Quick-Acting Cutter	E-2558	4 - 6 ⁵ / ₈	100 - 170	5	2.23	1
31667	156-P	Above w/Wheel For Plastic*	E-2157	4 - 6	110 - 160	5	2.23	6

* Nominal plastic pipe size.

RIDGID® Quick-Acting plastic cutter models are equipped to easily convert to cut copper or other metallic tubing.

1. Remove spare copper cutting wheel from knob.
2. Reverse knob position so that the "Cu" notation is visible inside the knob.
3. Screw knob back on to handle.
4. Using the X-CEL Wheel Pin, you can quickly replace the existing plastic cutting wheel with the copper cutting wheel. You're now ready to cut copper, aluminum, and brass tubing.
5. When you wish to revert to plastic cutting, follow the same instructions but make sure to reposition knob so that "PE" and "PVC" notations are visible inside knob.

Tubing Cutters



Screw Feed Tubing Cutters

- Clean, square cuts are easily made on copper, brass, aluminum and thin-wall steel.
- X-CEL Knob – cut tubing more quickly and easily with our larger, more ergonomic designs.
- Models 10, 15 and 20 feature a convenient fold-away reamer.

Catalog No.	Model No.	Description	Std. Wheel	Capacity		Weight		Std. Pack
				in	mm	lb.	kg	
32910	10	Tubing and Conduit Cutter	F-158	1/8-1	3 - 25	7/8	0.40	6
32915	10	Above w/H-D Wheel	E-1240	1/8-1	3 - 25	7/8	0.40	6
32920	15	Tubing and Conduit Cutter	F-158	3/16-1 1/8	5 - 28	1/2	0.68	6
32925	15	Above w/H-D Wheel	E-1240	3/16-1 1/8	5 - 28	1/2	0.68	6
32930	20	Tubing and Conduit Cutter	F-158	5/8-2 1/8	16 - 54	1 3/4	0.79	1
32935	20	Above w/H-D Wheel	E-1240	5/8-2 1/8	16 - 54	1 3/4	0.79	1
32940	30	Tubing and Conduit Cutter	E-2558	1-3 1/8	25 - 79	3 1/2	1.60	1
32950	30	Above w/H-D Wheel (for steel)	E-2191	1-3 1/8	25 - 79	3 1/2	1.60	1

Stainless Steel Tubing Cutters

These tubing cutters have been designed for optimized performance on Stainless Steel tube.

- A contoured frame allows for easy alignment while adjusting the cutter to make a cut.
- Ergonomic knob allows for easy adjustments.
- Now includes X-CEL Knob for quicker cutting.
- Six individual bearings in the 15-SI and 35S and 12 in the 65S replace traditional rollers. The bearings create a smoother cut, and allow for increased speed around the tube.
- Specially designed Stainless Steel cutter wheel in 35S and 65S contains bearings in the hub, to decrease drag around the tube for a smoother cut.



Catalog No.	Model No.	Description	Std. Wheel	Capacity		Weight		Std. Pack
				in.	mm	lb.	kg	
97212	15-SI	Stainless Steel Tubing & Conduit Cutter	E-1525	3/16 - 1 1/8	5 - 28	1 1/2	0.68	1
29963	35S	Stainless Steel Tubing Cutter	E-635	1/4 - 1 3/8	6 - 35	7/8	0.40	1
31803	65S	Stainless Steel Quick-Acting Tubing Cutter	E-635	1/4 - 2 5/8	6 - 67	1 1/2	0.68	1
29973	E635	Stainless Steel Cutter Wheel with Bearings	-	-	-	1/32	0.01	1
32078	151 CSST	Quick Acting CSST Cutter	E-4546	3/8 - 1	10 - 25	1 1/10	0.50	6

Internal Tubing Cutters

For trimming tubing below floor level for shower/floor drain installations, or above the ceiling for sprinkler head installations.

- Model 106 features a tool steel and aluminum body while 108 and 109P have cast iron bodies.
- Each model features hardened steel rollers and cutter wheels.
- Model 109P is equipped to cut PVC or ABS plastic.



Catalog No.	Model No.	Description	Std. Wheel	Capacity		Depth		Weight		Std. Pack
				in.	mm	in.	mm	lb.	kg	
33005	106	Internal Cutter	E-2558	2 - 3	50 - 75	1/4 - 2 5/8	6 - 67	2 3/8	1.1	1
83240	108	Internal Cutter	E-2558	1 1/4 - 2	32 - 50	1/4 - 1 3/4	6 - 45	2	0.9	1
83290	109	2-Handle Internal Cutter	E-2558	2 1/2 - 4	60 - 100	1/4 - 2 1/8	6 - 54	4	1.8	1
83295	109-P	Above w/Wheel for Plastic	E-5299	2 1/4 - 4	60 - 100	1/4 - 2 1/8	6 - 54	4	1.8	1