



The trusted name in steel



North America's Best-in-Class Electrical Elbows, Couplings & Nipples

for more than 135 years.

Established in 1877, Wheatland Tube is the longest-running producer of steel conduit and the only conduit manufacturer that also produces its own elbows, couplings and nipples. We've been a key figure in the heritage of American manufacturing—and it shows. Today you can find Wheatland's American-made products everywhere you look, across the country and beyond.

Buy American with Confidence

Wheatland's steel EC&N satisfy the American Made, Made in America and Buy American legislation. Offering superior physical protection for electrical conductors, Wheatland is your single source for all EC&N in North America.

The Best People, Tooling and Equipment

At Wheatland, our people are our greatest asset. Our facility in Cambridge, Ohio, is staffed by a strong team of operating and engineering professionals, and leverages the latest technology to deliver superior products to every customer, every time.

As we continue to grow, we continue to invest in our facilities, systems and people, and focus on developing innovative solutions that keep our customers' jobs moving forward.

Quality in Every Piece

Getting it right time and time again is no accident—it's in our DNA. Our steel EC&N are produced in-house with our specialized hot-dip and in-line galvanizing processes that set the quality benchmark for the industry.

Our aluminum EC&N are produced in the same Cambridge, Ohio, facility, to ensure they measure up to the same quality standards our steel products are known for across North America.

Faster, More Flexible Connections

SpeedCouple, Wheatland Tube's pre-installed swivel coupling, is available on 10' and 20' DuraGuard™ rigid, IMC and elbows. The coupling connects in as little as half the time of conventional couplings. SpeedCouple is UL Listed and manufactured in accordance with ANSI® C80.1.

The Strength to Deliver

We take great pride in serving our customers' needs. No job is too big for us to handle—and delivering on time is standard practice, whether it's standard EC&N or special (C&D) items.



Wheatland products are listed to Underwriters Laboratories and Canadian Standards Association.

For more information, call **800.257.8182** or visit **wheatland.com**

Elbows, Couplings & Nipples

Electrical Metallic Tubing — Steel

90°/45° ELBOWS

TRADE SIZE	MIN. RADIUS	90° ELBOWS			45° ELBOWS		
		STANDARD CARTON QTY.	Lbs. per ctn.	WEIGHT PER 100	STANDARD CARTON QTY.	Lbs. per ctn.	WEIGHT PER 100
	in.						
½	4	50	13	26	50	12	24
¾	4½	50	23	46	50	20	40
1	5¾	25	23	92	25	18	72
1¼	7¼	20	27	135	20	20	100
1½	8¼	15	30	200	15	22	147
2	9¼	10	28	280	10	21	210
2½*	10½	Bulk	—	500	Bulk	—	358
3*	13	Bulk	—	750	Bulk	—	700
3½*	15	Bulk	—	1014	Bulk	—	850
4*	16	Bulk	—	1300	Bulk	—	1000

* Trade sizes 2½ and larger shipped in palletized carton or bulk.
Standard radius elbows also available in 60°, 30°, 22½°, 15° and 11¼°. Weights are approximate.
90° and 60° weights are the same. To estimate weights for 45°, 30°, 22½°, 15° and 11¼° deduct 25%.

SPECIAL LARGE-RADIUS 90° ELBOWS

TRADE SIZE	12" RADIUS	15" RADIUS	18" RADIUS	24" RADIUS	30" RADIUS	36" RADIUS	42" RADIUS	48" RADIUS
1¼	—	—	—	5	—	—	—	—
1½	—	4	4	5	—	7	—	9
2	—	—	6	7	9	9	—	9
2½	—	—	—	11	—	13	—	—
3	—	—	—	15	15	16	—	21
3½	—	—	—	—	—	25	—	22
4	—	—	—	19	21	24	28	31

Numbers in table above represent weight in pounds of elbows we offer.



Tested and Certified for Safety
Our EMT elbows comply with the following standard: CSA C22.2 No. 83.1-07, to which it is Certified.



Tested and Listed for Safety
Our EMT elbows comply with the following standards: ANSI C80.3, federal specification WW-C-563 and UL-797, to which it is Listed.

Galvanized Rigid Conduit/IMC*

COUPLINGS

TRADE SIZE	OUTSIDE DIAMETER	UL MIN. LENGTH**	WEIGHT		STD. CTN. QTY.
			LBS.		
	in.	in.	Per 100	Per ctn.	
½	1.010	1½	12	12	100
¾	1.250	1¼	18	9	50
1	1.525	1¾	30	9	30
1¼	1.869	2½	37	9	25
1½	2.155	2¼	52	13	25
2	2.650	2½	72	15	20
2½	3.250	3¾	170	41	24
3*	3.870	3¾	210	34	16
3½	4.500	3¾	340	41	12
4	4.875	3¾	300	30	10
5	6.000	3¾	475	Bulk	Bulk
6	7.200	4¼	765	Bulk	Bulk

* Also for use with intermediate metal conduit (IMC).
** Minimum dimension per UL-6.

SPECIAL LARGE-RADIUS 90° ELBOWS

TRADE SIZE	12" RADIUS	15" RADIUS	18" RADIUS	24" RADIUS	30" RADIUS	36" RADIUS	42" RADIUS	48" RADIUS	60" RADIUS
1	4	6	5	6	9	9	12	13	—
1¼	6	7	7	9	12	13	16	18	—
1½	8	9	10	11	15	16	19	21	—
2	10	10	11	14	20	22	24	26	—
2½	—	19	18	23	27	32	39	44	—
3	—	25	28	32	37	45	52	57	—
3½	—	Standard Radius	31	35	42	54	62	69	—
4	—	—	38	45	54	64	73	81	90
5	—	—	—	Standard Radius	85	94	100	120	136
6	—	—	—	—	Standard Radius	131	140	160	182

Numbers in table above represent weight in pounds of special radius elbows we offer.
* Also for use with intermediate metal conduit (IMC).
** Minimum dimension per UL-6.



Tested and Certified for Safety
Our galvanized steel rigid elbows, couplings and nipples comply with the following standards: CSA C22.2 No. 45.1-07, to which it is Certified.



Tested and Listed for Safety
Our galvanized steel rigid elbows comply with the following standards: ANSI C80.1, federal specification WW-C-581 class 1 type A and UL-6, to which it is Listed.

Galvanized Rigid Conduit

90° ELBOWS

TRADE SIZE	MIN. RADIUS**	OFFSET FIG. 1	STRAIGHT FIG. 2	WEIGHT LBS.	STANDARD CARTON QTY.
	in.			Per 100 pcs.	
½	4	6 ¾	1 ¾	70	50
¾	4 ½	7 ¼	2 ¼	112	50
1	5 ¾	9 ½	2 ¼	192	25
1 ¼	7 ¼	11 ¾	3	320	20
1 ½	8 ¼	12 1 ½	3 ¼	413	15
2	9 ½	15 ½	4	670	10
2 ½*	10 ½	19 ¼	4 ¾	1200	Bulk
3*	13	21 ½	6	1900	Bulk
3 ½*	15	24 ½	5 ½	2800	Bulk
4*	16	25 ½	5 ¾	3100	Bulk
5*	24	37 1 ½	8 ½	6800	Bulk
6*	30	49 ½	13 ¼	11400	Bulk



Tested and Certified for Safety
Our galvanized steel rigid elbows, couplings and nipples comply with the following standard: CSA C22.2 No. 45.1-07, to which it is Certified.



Tested and Listed for Safety
Our galvanized steel rigid elbows, couplings and nipples comply with the following standards: ANSI C80.1, federal specification WW-C-581 class 1 type A and UL-6, to which it is Listed.

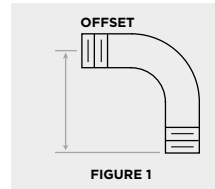


FIGURE 1

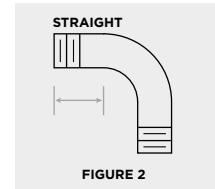


FIGURE 2

* Trade sizes 2 ½ and larger shipped in palletized cartons or bulk. Palletized and bulk elbows supplied with a thread protector on each end and UL and CSA label affixed.

** Minimum radius per UL-6.

NIPPLES

TRADE SIZE	LENGTH* (IN.)	CLOSE		1 ½"		2"		2 ½"		3"		3 ½"	
		STD. CARTON	WEIGHT PER 100 LBS.	STD. CARTON	WEIGHT PER 100 LBS.	STD. CARTON	WEIGHT PER 100 LBS.	STD. CARTON	WEIGHT PER 100 LBS.	STD. CARTON	WEIGHT PER 100 LBS.	STD. CARTON	WEIGHT PER 100 LBS.
½	1 ½	25	6	25	8	25	12	25	15	25	19	25	22
¾	1 ¾	25	9	25	9	25	14	25	19	25	24	25	28
1	1 ½	25	16	—	—	25	22	25	28	25	36	25	43
1 ¼	1 ¾	25	22	—	—	25	28	25	37	25	47	25	55
1 ½	1 ¾	25	28	—	—	25	34	25	44	25	56	25	68
2	2	25	44	—	—	—	—	25	59	25	72	25	88
2 ½	2 ½	12	84	—	—	—	—	—	—	10	100	10	120
3*	2 ¾	12	118	—	—	—	—	—	—	10	130	10	157
3 ½	2 ¾	12	160	—	—	—	—	—	—	—	—	—	—
4	2 ¾	12	180	—	—	—	—	—	—	—	—	—	—
5	3	Bulk	240	—	—	—	—	—	—	—	—	—	—
6	3 ¾	Bulk	350	—	—	—	—	—	—	—	—	—	—

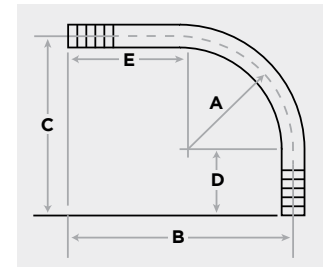
TRADE SIZE	4"		5"		6"		8"		10"		12"	
	STD. CARTON	WEIGHT PER 100 LBS.	STD. CARTON	WEIGHT PER 100 LBS.	STD. CARTON	WEIGHT PER 100 LBS.	STD. CARTON	WEIGHT PER 100 LBS.	STD. CARTON	WEIGHT PER 100 LBS.	STD. CARTON	WEIGHT PER 100 LBS.
½	25	26	25	33	25	40	25	54	25	68	25	82
¾	25	34	25	43	25	52	25	73	25	89	25	109
1	25	49	25	64	25	78	25	109	25	138	25	166
1 ¼	25	66	25	84	25	100	12	136	12	176	12	216
1 ½	25	80	25	103	25	122	12	170	12	216	12	260
2	25	103	25	132	25	160	12	220	12	285	12	335
2 ½	10	150	12	197	12	240	5	329	5	422	5	505
3*	10	200	10	260	10	300	5	411	5	528	5	630
3 ½	10	240	10	320	5	373	5	510	5	655	5	785
4	10	285	10	380	5	440	5	600	5	775	5	925
5	—	—	Bulk	480	Bulk	600	Bulk	825	Bulk	1055	Bulk	1260
6	—	—	Bulk	660	Bulk	820	Bulk	1125	Bulk	1440	Bulk	1720

* Length reference is for close nipples only. Prices are available upon request for nipples in lengths longer than 12" or with special threading requirements.

Galvanized Rigid Conduit

YARD-LIGHT ELBOWS

TRADE SIZE	PIECES		WEIGHT LBS.		DIMENSIONS (REFER TO DIAGRAM) IN.				
	Per ctn.	Per 100	Per ctn.	A	B	C	D	E	
½	50	150	38	4	18	6 ¾	2 ¾	14	
¾	40	202	51	4 ½	18	6 ¾	2 ¼	13 ½	
1	25	316	79	5 ¾	18	8 ⅝	2 ⅞	12 ¼	
1¼	10	477	48	7 ¼	19 ¼	10 ¼	3 ¼	12 ¼	
1½	Bulk	609	—	8 ¼	20 ½	11 ⅝	3 ⅝	12 ¼	
2	Bulk	911	—	9 ½	21 ½	14 ½	5	12	
2½	Bulk	1530	—	10 ½	22 ½	16	5 ½	12	
3	Bulk	2279	—	13	25	19 ¼	6 ¼	12	
3½	Bulk	3082	—	15	27	22 ¾	7 ¾	12	
4	Bulk	3799	—	16	28	24	8	12	



Tested and Certified for Safety
Our galvanized steel rigid elbows, couplings and nipples comply with the following standard: CSA C22.2 No. 45.1-07, to which it is Certified.



Tested and Listed for Safety
Our galvanized steel rigid elbows, couplings and nipples comply with the following standards: ANSI C80.1, federal specification WW-C-581 class 1 type A and UL-6, to which it is Listed.

Galvanized Rigid Conduit/IMC

SPEEDCOUPLE 90° ELBOWS

TRADE SIZE	MIN. RADIUS in.	OFFSET	STRAIGHT	WEIGHT PER ELBOW	WEIGHT PER ELBOW WITH COUPLING	STANDARD CARTON QTY.
				Each	Each	
2	9.5	14.54	5.04	6.70	7.58	5
2½	10.5	17.00	6.50	12.00	13.76	Bulk
3	13	19.67	6.67	19.00	20.98	Bulk
3½	15	22.72	7.72	28.00	30.65	Bulk
4	16	23.94	7.94	31.00	34.09	Bulk
5	24	34.90	10.90	68.00	71.97	Bulk

Note: SpeedCouple elbows shall be listed to UL standards UL-6 (elbow) and UL-514B (coupling). Elbows manufactured in accordance with ANSI C80.1.
Standard radius elbows: Available in 90°, 60°, 45°, 30°, 22½°, 15° and 11¼°.
Special radius elbows: Available in 90°, 60°, 45°, 30°, 22½°, 15° and 11¼°.

SPEEDCOUPLE IMC

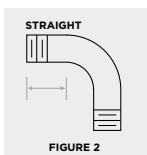
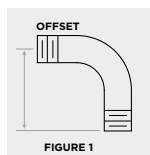
TRADE SIZE	OD	ID	lbs./ft.	MASTER BUNDLES—10'		
				ft.	pieces	lbs.
2	2.360	2.150	2.42	800	80	1936
2½	2.857	2.557	4.28	400	40	1712
3	3.476	3.176	5.26	300	30	1578
3½	3.971	3.671	6.12	250	25	1530
4	4.466	4.166	6.82	200	20	1364

Note: SpeedCouple IMC shall be listed to UL standards UL-1242 (elbow) and UL-514B (coupling). Elbows manufactured in accordance with ANSI C80.6.

Aluminum Rigid Conduit

90° ELBOWS

TRADE SIZE	RADIUS** in.	OFFSET FIG. 1	STRAIGHT FIG. 2	WEIGHT* LBS.		STANDARD CARTON QTY.
				Per 100	Per ctn.	
½	4	6 ¾	1 ½	26	13	50
¾	4 ½	7 ⅞	1 ½	40	20	50
1	5 ¾	9 ½	1 ⅞	72	18	25
1¼	7 ¼	11 ⅝	2	105	21	20
1½	8 ¼	12 13/16	2	153	23	15
2	9 ½	15 ½	2	210	21	10
2½*	10 ½	19 ¼	3	500	Bulk	Bulk
3*	13	21 ½	3 ⅞	800	Bulk	Bulk
3½*	15	24 ½	3 ¼	900	Bulk	Bulk
4*	16	25 ½	3 ⅞	1200	Bulk	Bulk
5*	24	37 3/16	3 ⅝	2400	Bulk	Bulk
6*	30	49 ½	3 ¾	3800	Bulk	Bulk



* Trade sizes 2½ and larger shipped in palletized cartons or bulk. Palletized and bulk elbows supplied with a thread protector on each end and UL and CSA label affixed.

** Minimum dimension per UL-6A.

COUPLINGS

TRADE SIZE	OUTSIDE DIAMETER in.	UL MIN. LENGTH* in.	WEIGHT LBS.		STANDARD CARTON QTY.
			Per 100	Per ctn.	
½	1.078	1 ⅝	6	6	100
¾	1.328	1 41/64	9	5	50
1	1.562	1 31/32	13	4	30
1¼	1.953	2 1/32	19	5	25
1½	2.219	2 1/16	23	6	25
2	2.750	2 ⅞	35	7	20
2½	3.281	3 ⅞	68	16	24
3	3.812	3 ⅞	91	15	16
3½	4.438	3 13/32	108	13	12
4	5.000	3 33/64	142	14	10
5	6.219	3 61/64	242	—	Bulk
6	7.312	4 ¼	320	—	Bulk

Couplings manufactured to UL-6A specifications.

*Minimum dimension per manufacturing standard UL-6A.

Aluminum Rigid Conduit

SPECIAL LARGE-RADIUS 90° ELBOWS

TRADE SIZE	12" RADIUS	15" RADIUS	18" RADIUS	24" RADIUS	30" RADIUS	36" RADIUS	42" RADIUS	48" RADIUS
1	1	2	2	3	4	4	4	5
1¼	2	3	3	3	5	5	6	6
1½	3	3	4	4	6	6	7	8
2	4	3	4	5	8	8	9	10
2½	—	7	6	8	12	12	14	16
3	—	9	10	11	13	16	18	21
3½	—	—	11	14	18	19	22	25
4	—	—	14	16	21	23	26	29
5	—	—	—	Standard Radius	29	34	37	44
6	—	—	—	—	Standard Radius	42	49	58



Tested and Certified for Safety
Our rigid aluminum elbows, couplings and nipples comply with the following standard: CSA C22.2 No. 45.2, to which it is Certified.



Tested and Listed for Safety
Our rigid aluminum elbows, couplings and nipples comply with the following standards: ANSI C80.5, federal specification WW-540A and UL-6A, to which it is Listed.

Numbers in table above represent weight in pounds of special radius elbows we offer.

NIPPLES

TRADE SIZE	LENGTH* (IN.)	CLOSE		1½"		2"		2½"		3"		3½"		4"	
		PACK QTY.	WEIGHT PER 100 LBS.	STD. CARTON	WEIGHT PER 100 LBS.	STD. CARTON	WEIGHT PER 100 LBS.	STD. CARTON	WEIGHT PER 100 LBS.	STD. CARTON	WEIGHT PER 100 LBS.	STD. CARTON	WEIGHT PER 100 LBS.	STD. CARTON	WEIGHT PER 100 LBS.
½	1½	25	2	25	3	25	4	25	5	25	7	25	8	25	9
¾	1¾	25	3	25	3	25	5	25	7	25	8	25	10	25	12
1	1½	25	4	—	—	25	7	25	8	25	12	25	14	25	16
1¼	1¾	25	7	—	—	25	10	25	13	25	16	25	20	25	23
1½	1¾	25	10	—	—	25	12	25	16	25	20	25	24	25	28
2	2	25	16	—	—	—	—	25	22	25	27	25	32	25	38
2½	2½	12	22	—	—	—	—	—	—	10	30	10	39	10	47
3	2¾	12	24	—	—	—	—	—	—	10	42	10	53	10	64
3½	2¾	12	42	—	—	—	—	—	—	—	—	—	—	10	75
4	2¾	12	51	—	—	—	—	—	—	—	—	—	—	10	87
5	3	Bulk	71	—	—	—	—	—	—	—	—	—	—	—	—
6	3¾	Bulk	105	—	—	—	—	—	—	—	—	—	—	—	—

TRADE SIZE	5"		6"		8"		10"		12"	
	STD. CARTON	WEIGHT PER 100 LBS.	STD. CARTON	WEIGHT PER 100 LBS.	STD. CARTON	WEIGHT PER 100 LBS.	STD. CARTON	WEIGHT PER 100 LBS.	STD. CARTON	WEIGHT PER 100 LBS.
½	25	12	25	14	25	19	25	24	25	29
¾	25	15	25	18	25	25	25	31	25	38
1	25	21	25	26	25	36	25	45	25	55
1¼	25	29	25	36	12	49	12	62	12	75
1½	25	36	25	44	12	59	12	74	12	90
2	25	48	25	58	12	78	12	100	12	120
2½	12	64	12	80	5	114	5	148	5	180
3	10	86	10	108	5	152	5	196	5	240
3½	10	101	5	128	5	180	5	234	5	286
4	10	118	5	149	5	212	5	274	5	336
5	Bulk	155	Bulk	197	Bulk	281	Bulk	366	Bulk	450
6	Bulk	208	Bulk	263	Bulk	372	Bulk	481	Bulk	591

*Length reference is for close nipples only.
All dimensions provided are for descriptive purposes only.



Tested and Certified for Safety
Our rigid aluminum elbows, couplings and nipples comply with the following standard: CSA C22.2 No. 45.2, to which it is Certified.



Tested and Listed for Safety
Our rigid aluminum elbows, couplings and nipples comply with the following standards: ANSI C80.5, federal specification WW-540A and UL-6A, to which it is Listed.



700 South Dock Street
Sharon, PA 16146

800.257.8182
info@wheatland.com
wheatland.com



Corporate Office
227 West Monroe Street
26th Floor
Chicago, IL 60606

312.275.1600
info@jmcsteel.com
jmcsteel.com

About Wheatland Tube Electrical Conduit and Fittings

Wheatland Tube produces a broad spectrum of steel electrical conduit, including intermediate metal conduit (IMC), electrical metallic tubing (EMT) and DuraGuard™ hot-dip galvanized steel rigid metal conduit. We also supply a full line of steel and aluminum elbows and nipples, steel couplings, and rigid aluminum conduit and couplings. Additionally, we now offer SpeedCouple, a factory-installed swivel coupling, and SmartSet™ EMT with integral set screw coupling.

For more information, contact Wheatland Tube at:

800.257.8182 or **info@wheatland.com**

Or, visit our website at wheatland.com

Follow us on:

 twitter.com/WheatlandTube

 linkedin.com/company/jmc-steel-group

 youtube.com/JMCSteelGroup

 wheatland.com/blog

The Strength to
Deliver 