

# HexBlok Products

Ball, Globe or Rising Stem Plug Style  
Single Block, Block and Bleed and Double Block and Bleed  
Flanged Instrument Isolation Valves



## HexBlok Valves

Built Hex tough for a lifetime of use. See how inside . . .

## HEXVALVE

A Division of  
Richards Industries  
3170 Wasson Road  
Cincinnati, OH 45209

toll free. 800.543.7311  
local. 513.533.5600  
fax. 513.871.0105

[www.hexvalve.com](http://www.hexvalve.com)





### Table of Contents

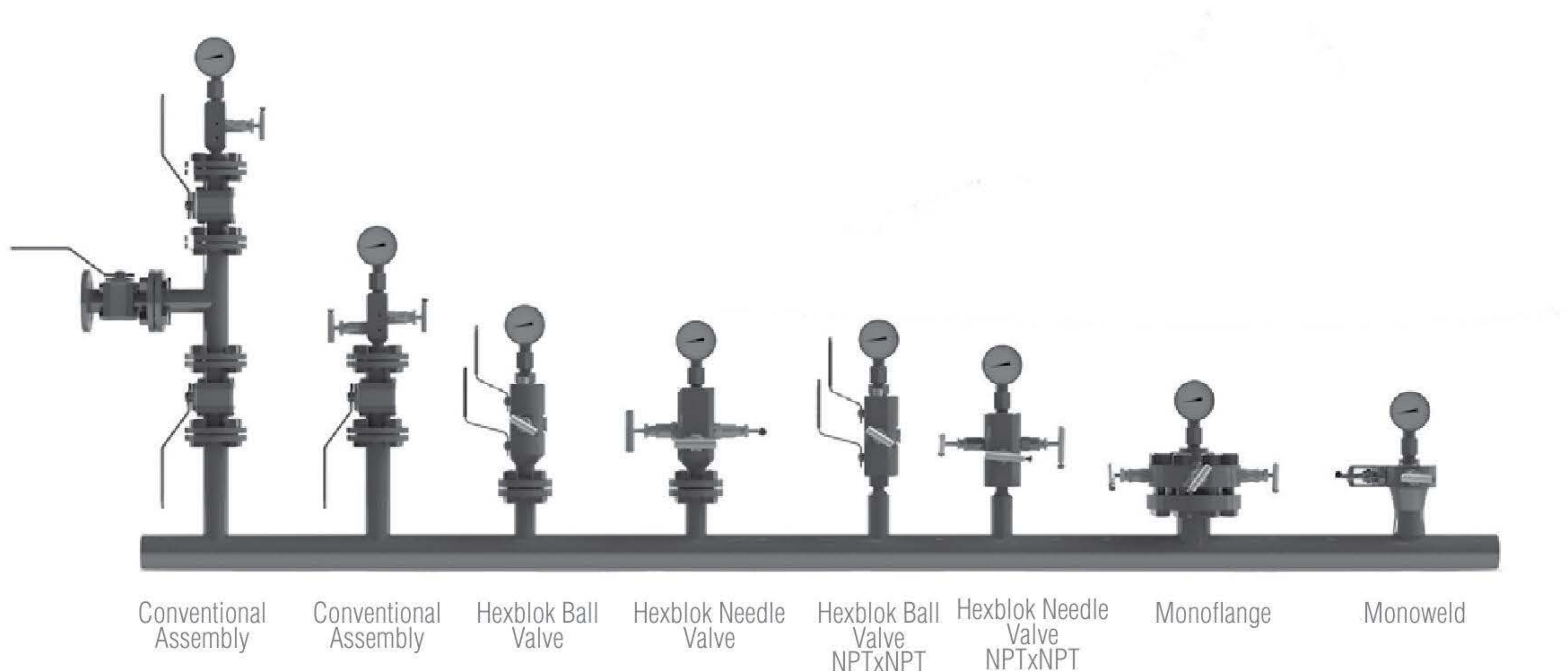
Applications	3
Specifications	4
Features	5-6
HK12 Single Flange Dimensions	7
HK22 Single Flange Dimensions	8
HK32 Single Flange Dimensions	9
HK12 Double Flange Dimensions	10
HK22 Double Flange Dimensions	11
HK32 Double Flange Dimensions	12
HK12 & HK22 NPTxNPT Hexblok - Ball Valve	13
HK32 NPTxNPT Hexblok - Ball Valve	14
Sample Quills & Injection Probes	15
Materials of Construction	16
HK12, 22, 32, 42 Ordering Schematic	17
Globe Style Valves - Specifications	18
Globe Style Valves - Features	19-20
HK10/11 Single Flange Dimensions	21
HK20/21 Single Flange Dimensions	22
HK30/31, HK40/41 Single Flange Dimensions	23
HK10/11 Double Flange Dimensions	24
HK20/21 Double Flange Dimensions	25
HK30/31, HK40/41 Double Flange Dimensions	26
NPTxNPT Hexblok - Needle Valve	27
Globe Style Valves - Materials of Construction	28
HK10, 11, 20, 21, 30, 31, 40, 41 Ordering Schematic	29
API 6A Flanged Hexbloks - Ball and Needle	30
HK10, 12, 20, 22, 30, 32, 42 Ordering Schematic	31





### Hexblok Block & Bleed Valves

The Hex Valve design of pressure instrument take-off points along with sampling, injection, and drainage applications simplifies these designs by making them more compact, rigid, lighter, safer, and lower cost than the conventional piping methods.



### APPLICATIONS

- Pressure instrument take off points
- Sampling Systems (Our valve has an integral pipe probe or sampling probe)
- Chemical Injection Systems (valve has pipe probe/quil along with integral check valve)
- Hydraulic power units
- High pressure fire safe valves
- Drains for tanks and pipes where space is limited

### FEATURES & BENEFITS

- Overall length reduced by  $\pm 70\%$
- Overall weight reduced by  $\pm 80\%$
- Reduced labor cost
- Reduced leak points
- Brings pressure point closer to pressure measurement



### Applications - Hexblok Ball Valves

HEXBLOKS are used primarily on Upstream Offshore/Onshore Oil production and initial processing installations. Typically used on liquid hydrocarbon applications to minimize the size and weight of the pipe-valve assemblies associated with gauge pressure or analytical instrumentation. Used specifically for primary and/or secondary isolation, vent and calibration access, or sampling or injection applications.

Also used in downstream Oil Refining and Petrochemical production on flanged process piping.

### Specifications

#### WORKING PRESSURE

- In accordance to ASME B16.5 for class 150 to 2500 along with API 6A/ISO 10423 up to 10k

#### WORKING TEMPERATURES

- 450°F (232°C) for Teflon packing
- 450°F (232°C) for PEEK seals and Graphite packing (fire safe)

#### CERTIFICATIONS


- API 607 5th Edition (Fire Test)
- ASME VIII (pressure boundaries)
- PED
- ANSI B16.5 (flange dimensions)
- EN 10204.3.1 (material traceability)

#### SIZES

- 1/2" through 2"
- 10, 15, 20, & 25 mm orifice sizes

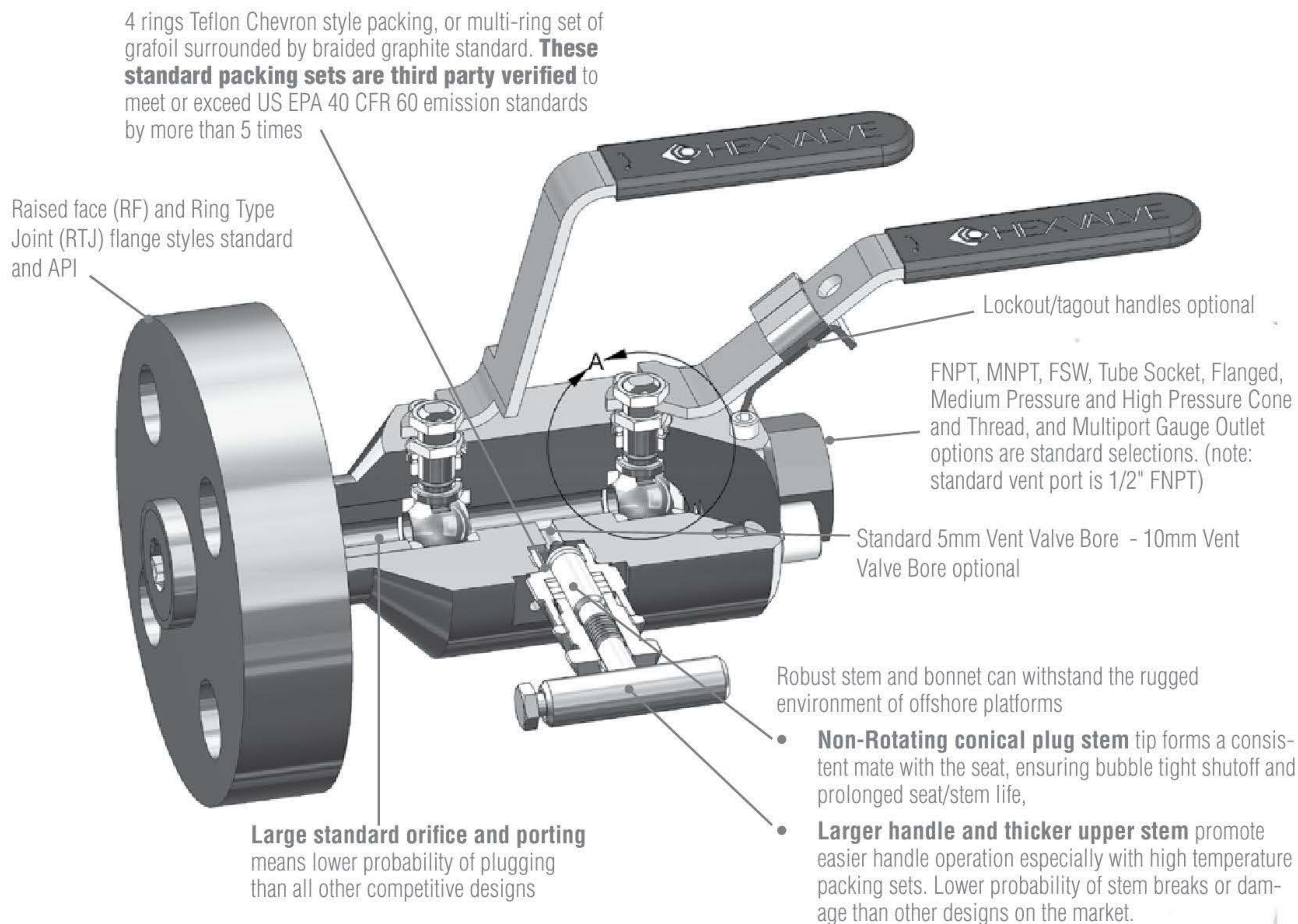
#### HEXBLOK ADVANTAGES & CUSTOMER BENEFITS

- 10 mm, 15mm, 20mm, and 25mm orifice/bore for lower probability of plugging
- Integral back seat on stem prevents stem blow out
- Relief slot seats and optimal seat contact curvature reduce operating torque, minimize seat wear and prevent cold flow
- Large, robust bonnet and NRT stem design on vent valve means higher probability of long life, and less break risk than competitive designs. Hex was the first in the industry to utilize Non-Rotating Stem Tip (NRT) technology. When the stem tip contacts the seat, it stops rotating, preventing the cross scoring and eventual leaks that can occur with ball type stems
- Adjustable, live loaded Teflon or Grafoil packing on ball valves insures zero external leakage
- 4 rings Teflon Chevron style packing, or multi-ring set of Grafoil surrounded by braided graphite standard on vent valve. Verified to exceed US EPA 40 CFR 60 emission standards by more than 5 times. Less probability of leaks means less risk
- Single and double flanged versions available along with NPT by NPT
- API 607 6th Edition (fire test) Standard (Graphite packed models only)
- Large variety of standard and optional forged or bar materials and outlet options, means you can select the style and material you need immediately from the catalog, instead of having to contact the factory
- Special built-to-order design inquiries welcome





### Hexblok Ball Valves

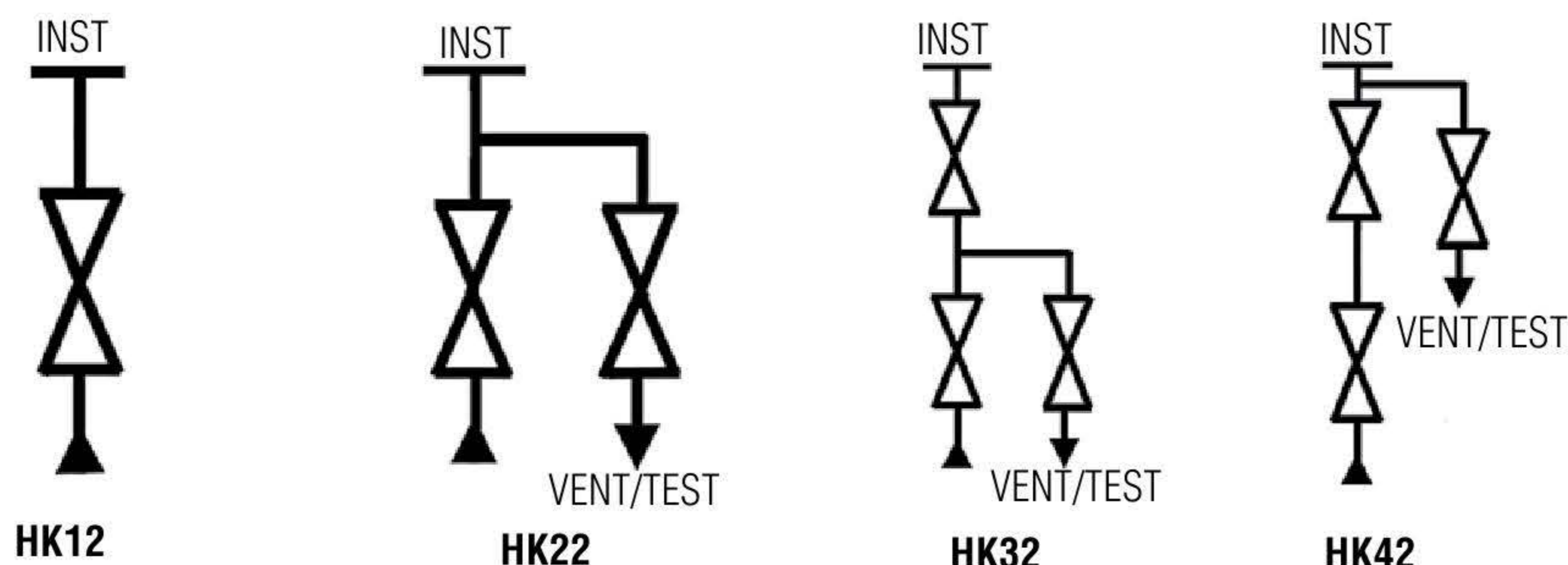


Note: Bonnet stop pin standard on screwed bonnets. Competitor's hollow spring steel pins can corrode and crack in salt water or corrosive ambient environments

- Standard materials of construction: A182F 316L (forged), Hastelloy C, Incoloy 800, Inconel 600, Low Temp CS A350 LF2 (forged), Monel 400 (forged), Carbon Steel, A105 NACE, Carbon Steel A105, A182F 316L NACE (forged), Duplex A 182 F51 (forged), Inconel (625), Super Duplex A182F55 (forged)

1/2" - 14 NPT, FNPT vent port standard

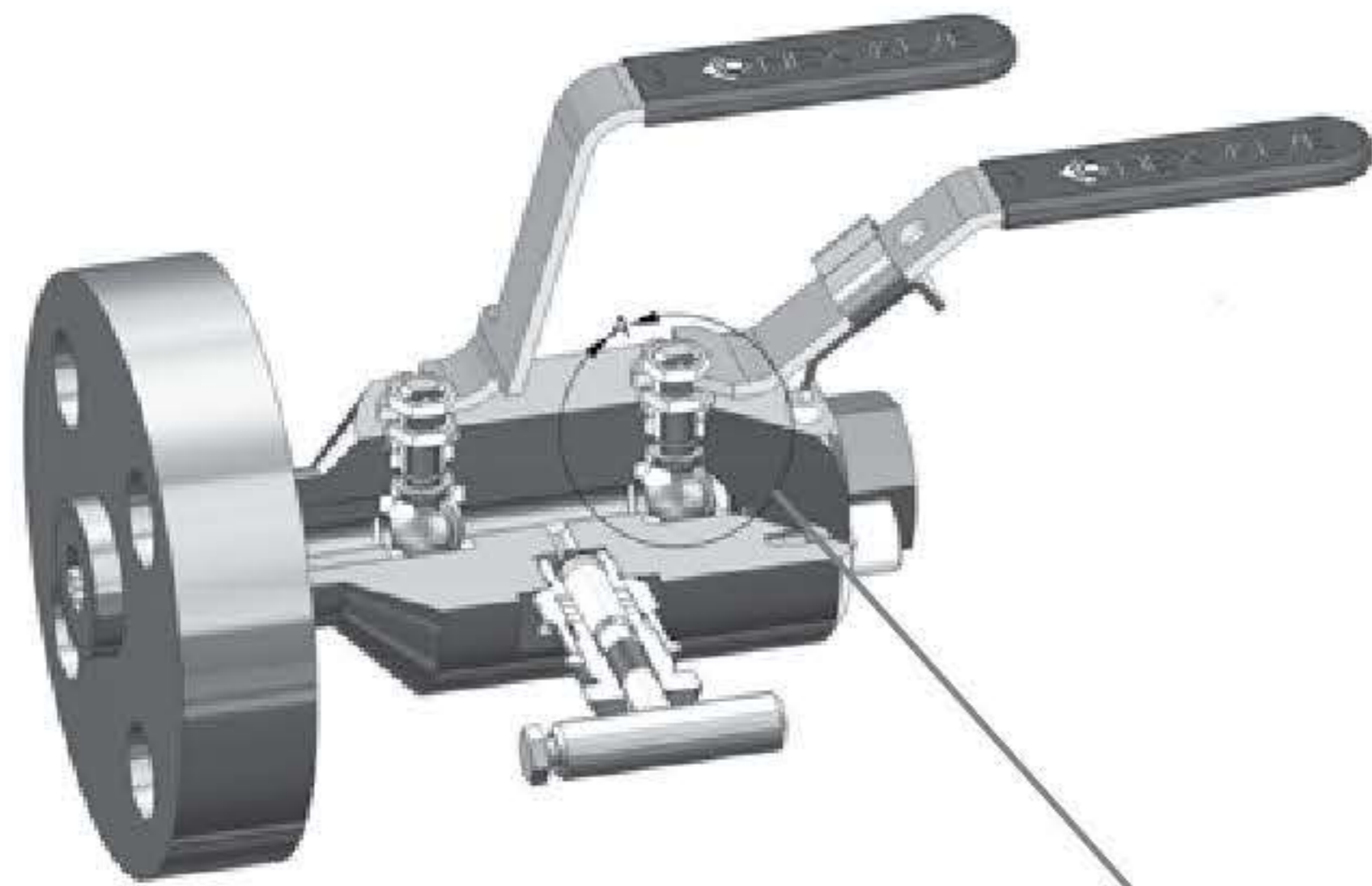
### Flow Schematics







### Hexblok Ball Valves



Triple stem seal (packing, o-ring, thrust washer) for improved dynamic sealing

Blowout-proof stem

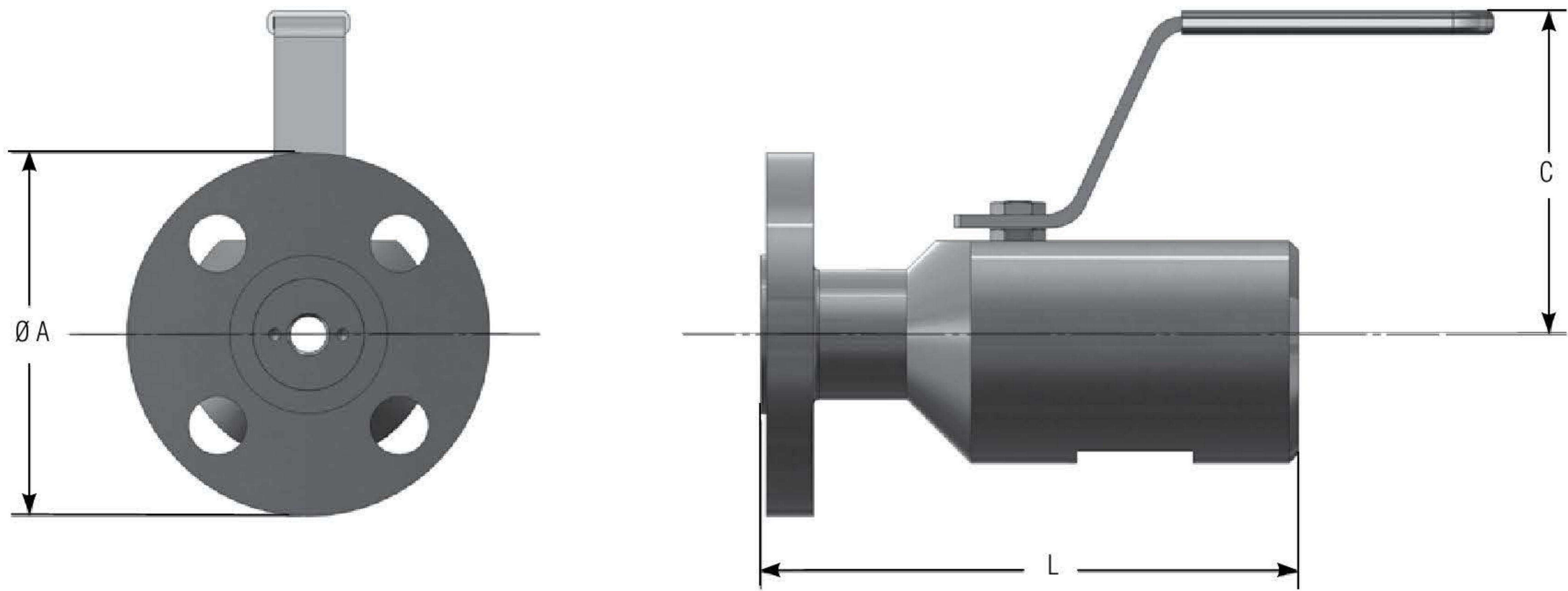
Adjustable, live loaded Teflon-rings or Grafoil packing

Viton® O-Ring Standard

Standard peek seats with triangular serrations and optimal seat contact curvature reduce operating torque, minimize seat wear, and prevent cold flow on the 10mm and 15mm Hexbloks. The larger 20mm and 25mm Hexbloks utilize a flex-seat design and optimal contact curvature to reduce operating torque, minimize seat wear, and prevent cold flow

Bi-directional flow capability

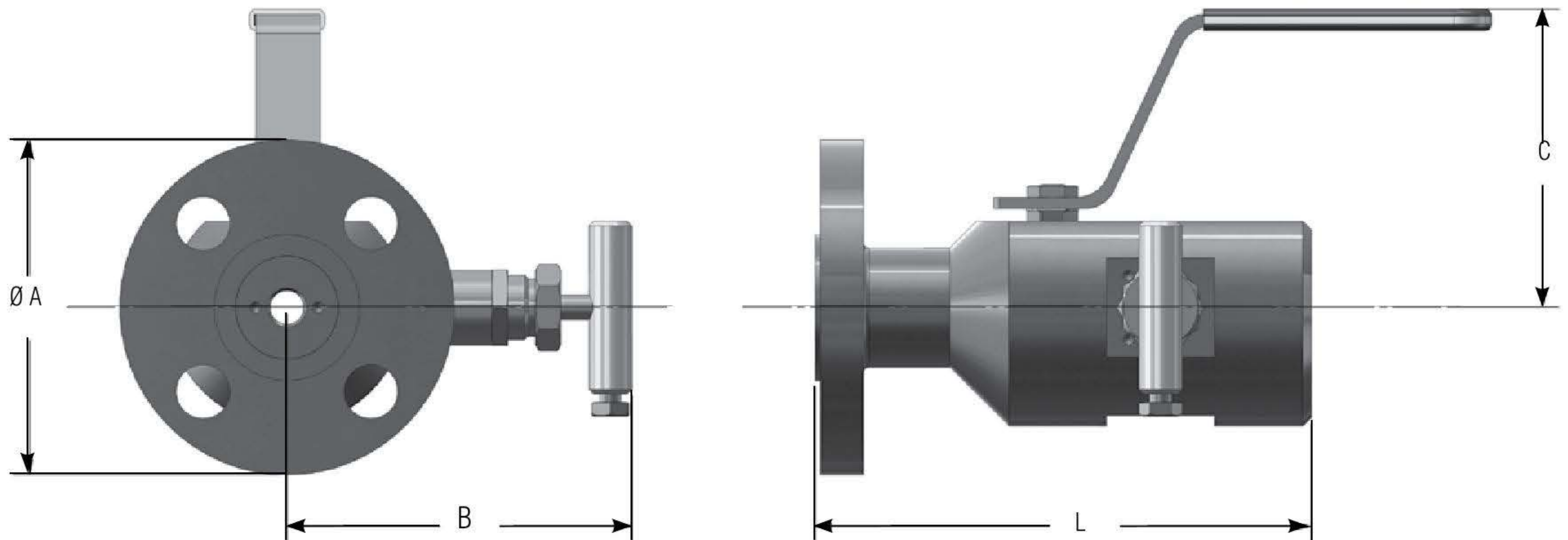


**10mm Hexblok Ball Valve Dimensions & Weights - HK12 Single Flange**


Flange Size	B16.34 Pressure Class	HK12 RF Single Flange (10mm)				HK12 RTJ Single Flange (10mm)			
		A	C	L	Weight	A	C	L	Weight
1/2"	150	3.50	2.8	7.0	10	N/A	N/A	N/A	N/A
1/2"	300	3.75	2.8	7.1	11	3.75	2.8	7.2	11
1/2"	600	3.75	2.8	7.3	11	3.75	2.8	7.3	11
1/2"	900/1500	4.75	2.8	7.7	13	4.75	2.8	7.7	14
1/2"	2500	5.25	2.8	8.0	16	5.25	2.8	8.0	16
3/4"	150	3.88	2.8	7.0	11	N/A	N/A	N/A	N/A
3/4"	300	4.62	2.8	7.1	12	4.62	2.8	7.3	13
3/4"	600	4.62	2.8	7.4	12	4.62	2.8	7.4	13
3/4"	900/1500	5.12	2.8	7.8	15	5.12	2.8	7.8	15
3/4"	2500	5.50	2.8	8.0	17	5.50	2.8	8.0	18
1"	150	4.25	2.8	7.1	11	4.25	2.8	7.3	12
1"	300	4.88	2.8	7.2	12	4.88	2.8	7.4	12
1"	600	4.88	2.8	7.5	13	4.88	2.8	7.5	13
1"	900/1500	5.88	2.8	7.9	17	5.88	2.8	7.9	18
1"	2500	6.25	2.8	8.2	21	6.25	2.8	8.2	21
1-1/2"	150	5.00	2.8	7.2	13	5.00	2.8	7.4	13
1-1/2"	300	6.12	2.8	7.3	15	6.12	2.8	7.5	16
1-1/2"	600	6.12	2.8	7.7	17	6.12	2.8	7.7	17
1-1/2"	900/1500	7.00	2.8	8.0	22	7.00	2.8	8.0	23
1-1/2"	2500	8.00	2.8	8.5	33	8.00	2.8	8.6	33
2"	150	6.00	2.8	7.3	15	6.00	2.8	7.5	15
2"	300	6.50	2.8	7.4	17	6.50	2.8	7.6	17
2"	600	6.50	2.8	7.8	19	6.50	2.8	7.8	19
2"	900/1500	8.50	2.8	8.3	32	8.50	2.8	8.3	33
2"	2500	9.25	2.8	8.8	45	9.25	2.8	8.8	45

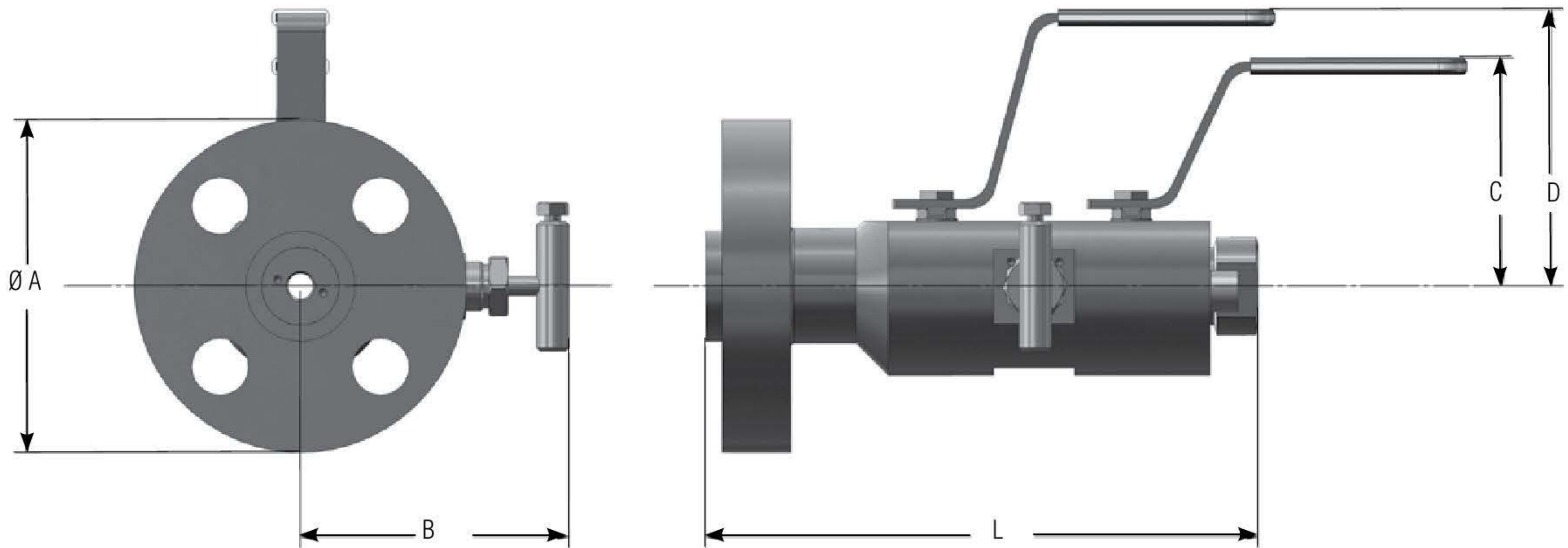


## 10mm Hexblok Ball Valve Dimensions & Weights - HK22 Single Flange



Flange Size	B16.34 Pressure Class	HK22 RF Single Flange (10mm)					HK22 RTJ Single Flange (10mm)				
		A	B	C	L	Weight	A	B	C	L	Weight
1/2"	150	3.50	4.0	2.8	7.0	11	N/A	N/A	N/A	N/A	N/A
1/2"	300	3.75	4.0	2.8	7.1	11	3.75	4.0	2.8	7.2	11
1/2"	600	3.75	4.0	2.8	7.3	11	3.75	4.0	2.8	7.3	12
1/2"	900/1500	4.75	4.0	2.8	7.7	14	4.75	4.0	2.8	7.7	14
1/2"	2500	5.25	4.0	2.8	8.0	16	5.25	4.0	2.8	8.0	17
3/4"	150	3.88	4.0	2.8	7.0	11	N/A	N/A	N/A	N/A	N/A
3/4"	300	4.62	4.0	2.8	7.1	13	4.62	4.0	2.8	7.3	13
3/4"	600	4.62	4.0	2.8	7.4	13	4.62	4.0	2.8	7.4	13
3/4"	900/1500	5.12	4.0	2.8	7.8	15	5.12	4.0	2.8	7.8	16
3/4"	2500	5.50	4.0	2.8	8.0	18	5.50	4.0	2.8	8.0	18
1"	150	4.25	4.0	2.8	7.1	12	4.25	4.0	2.8	7.3	12
1"	300	4.88	4.0	2.8	7.2	12	4.88	4.0	2.8	7.4	13
1"	600	4.88	4.0	2.8	7.5	13	4.88	4.0	2.8	7.5	14
1"	900/1500	5.88	4.0	2.8	7.9	18	5.88	4.0	2.8	7.9	18
1"	2500	6.25	4.0	2.8	8.2	21	6.25	4.0	2.8	8.2	22
1-1/2"	150	5.00	4.0	2.8	7.2	13	5.00	4.0	2.8	7.4	14
1-1/2"	300	6.12	4.0	2.8	7.3	16	6.12	4.0	2.8	7.5	17
1-1/2"	600	6.12	4.0	2.8	7.7	17	6.12	4.0	2.8	7.7	18
1-1/2"	900/1500	7.00	4.0	2.8	8.0	23	7.00	4.0	2.8	8.0	24
1-1/2"	2500	8.00	4.0	2.8	8.5	33	8.00	4.0	2.8	8.6	35
2"	150	6.00	4.0	2.8	7.3	15	6.00	4.0	2.8	7.5	16
2"	300	6.50	4.0	2.8	7.4	17	6.50	4.0	2.8	7.6	18
2"	600	6.50	4.0	2.8	7.8	19	6.50	4.0	2.8	7.8	20
2"	900/1500	8.50	4.0	2.8	8.3	33	8.50	4.0	2.8	8.3	34
2"	2500	9.25	4.0	2.8	8.8	45	9.25	4.0	2.8	8.8	47

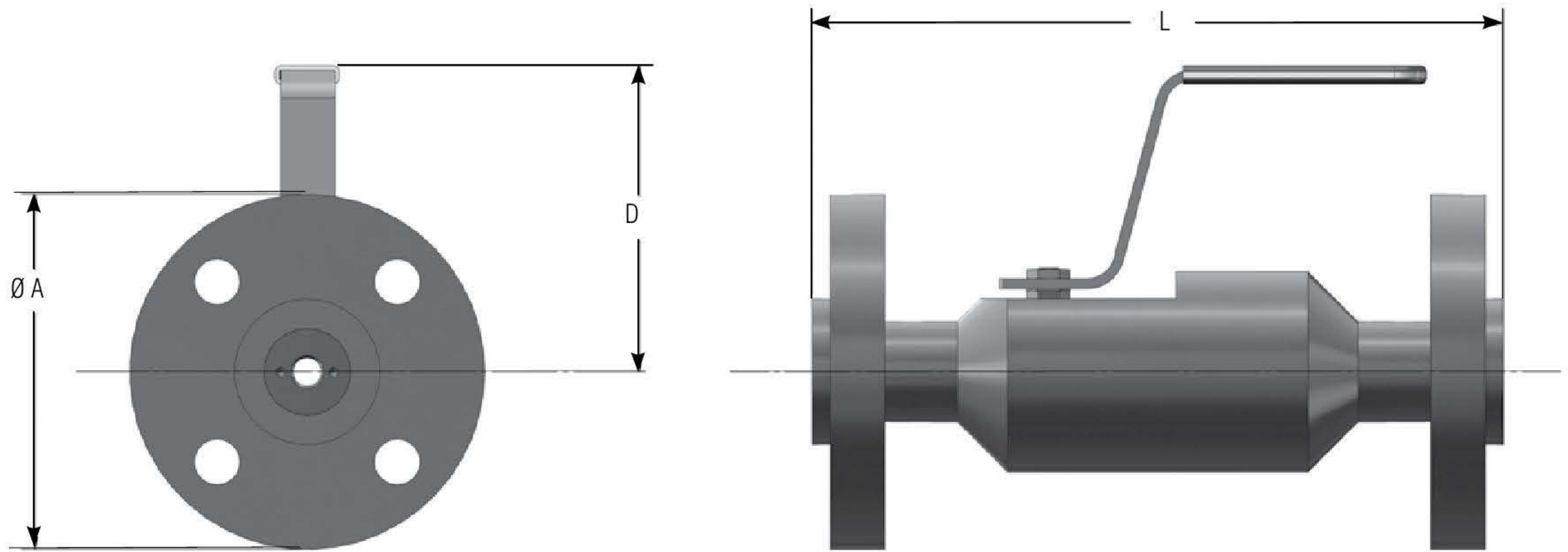


**10mm Hexblok Ball Valve Dimensions & Weights - HK32 Single Flange**


Flange Size	B16.34 Pressure Class	HK32 RF Single Flange (10mm)						HK32 RTJ Single Flange (10mm)					
		A	B	C	D	L	Weight	A	B	C	D	L	Weight
1/2"	150	3.50	4.0	2.8	4.3	7.0	11	N/A	N/A	N/A	N/A	N/A	N/A
1/2"	300	3.75	4.0	2.8	4.3	7.1	12	3.75	4.0	2.8	4.3	7.2	12
1/2"	600	3.75	4.0	2.8	4.3	7.3	12	3.75	4.0	2.8	4.3	7.3	12
1/2"	900/1500	4.75	4.0	2.8	4.3	7.7	14	4.75	4.0	2.8	4.3	7.7	15
1/2"	2500	5.25	4.0	2.8	4.3	8.0	17	5.25	4.0	2.8	4.3	8.0	18
3/4"	150	3.88	4.0	2.8	4.3	7.0	12	N/A	N/A	N/A	N/A	N/A	N/A
3/4"	300	4.62	4.0	2.8	4.3	7.1	13	4.62	4.0	2.8	4.3	7.3	13
3/4"	600	4.62	4.0	2.8	4.3	7.4	13	4.62	4.0	2.8	4.3	7.4	13
3/4"	900/1500	5.12	4.0	2.8	4.3	7.8	16	5.12	4.0	2.8	4.3	7.8	16
3/4"	2500	5.50	4.0	2.8	4.3	8.0	18	5.50	4.0	2.8	4.3	8.0	19
1"	150	4.25	4.0	2.8	4.3	7.1	12	4.25	4.0	2.8	4.3	7.3	113
1"	300	4.88	4.0	2.8	4.3	7.2	13	4.88	4.0	2.8	4.3	7.4	14
1"	600	4.88	4.0	2.8	4.3	7.5	14	4.88	4.0	2.8	4.3	7.5	14
1"	900/1500	5.88	4.0	2.8	4.3	7.9	18	5.88	4.0	2.8	4.3	7.9	19
1"	2500	6.25	4.0	2.8	4.3	8.2	22	6.25	4.0	2.8	4.3	8.2	22
1-1/2"	150	5.00	4.0	2.8	4.3	7.2	14	5.00	4.0	2.8	4.3	7.4	14
1-1/2"	300	6.12	4.0	2.8	4.3	7.3	16	6.12	4.0	2.8	4.3	7.5	17
1-1/2"	600	6.12	4.0	2.8	4.3	7.7	18	6.12	4.0	2.8	4.3	7.7	18
1-1/2"	900/1500	7.00	4.0	2.8	4.3	8.0	23	7.00	4.0	2.8	4.3	8.0	24
1-1/2"	2500	8.00	4.0	2.8	4.3	8.5	34	8.00	4.0	2.8	4.3	8.6	36
2"	150	6.00	4.0	2.8	4.3	7.3	16	6.00	4.0	2.8	4.3	7.5	17
2"	300	6.50	4.0	2.8	4.3	7.4	18	6.50	4.0	2.8	4.3	7.6	19
2"	600	6.50	4.0	2.8	4.3	7.8	20	6.50	4.0	2.8	4.3	7.8	21
2"	900/1500	8.50	4.0	2.8	4.3	8.3	33	8.50	4.0	2.8	4.3	8.3	35
2"	2500	9.25	4.0	2.8	4.3	8.8	46	9.25	4.0	2.8	4.3	8.8	48



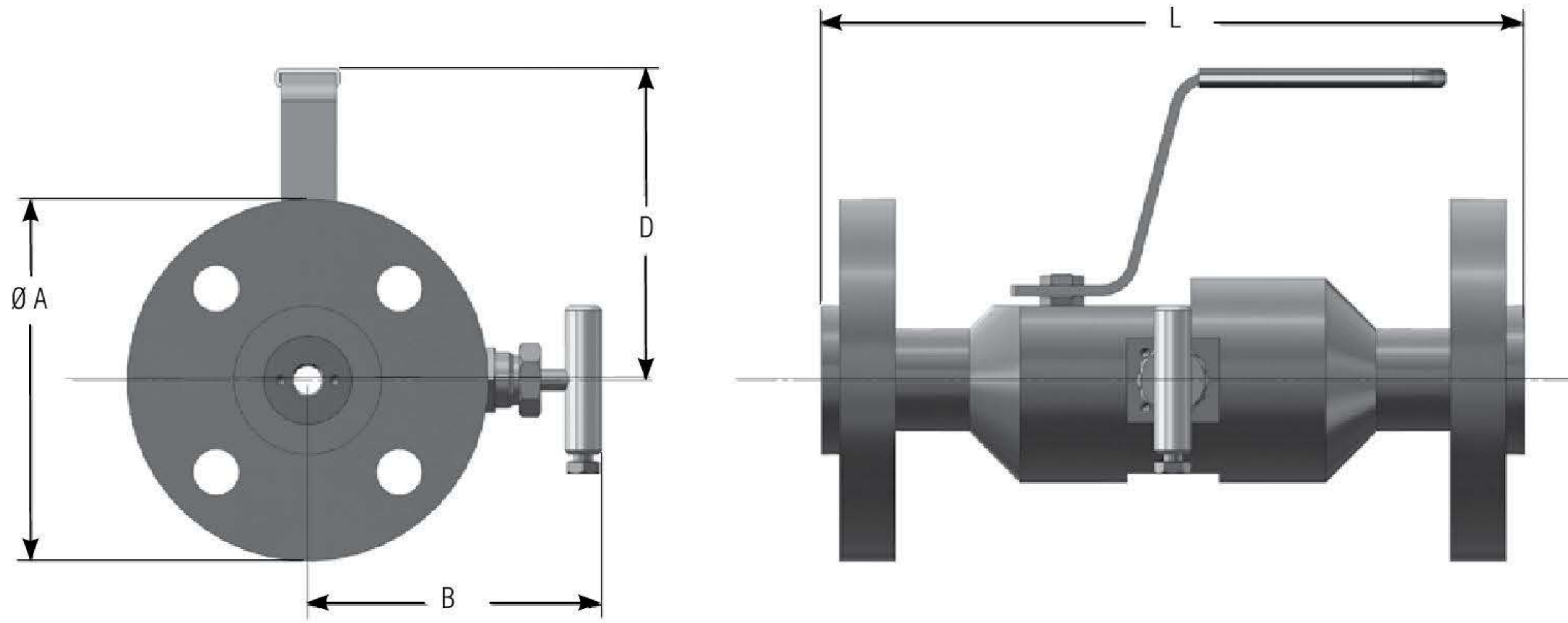
### 10mm Hexblok Ball Valve Dimensions & Weights - HK12 Double Flange



Flange Size	B16.34 Pressure Class	HK12 RF Double Flange (10mm)				HK12 RTJ Double Flange (10mm)			
		A	D	L	Weight	A	D	L	Weight
1/2"	150	3.50	4.3	8.5	12	NA	NA	NA	NA
1/2"	300	3.75	4.3	8.7	13	3.75	4.3	9.1	13
1/2"	600	3.75	4.3	9.2	13	3.75	4.3	9.2	14
1/2"	900/1500	4.75	4.3	9.9	18	4.75	4.3	9.9	19
1/2"	2500	5.25	4.3	10.5	23	5.25	4.3	10.5	25
3/4"	150	3.88	4.3	8.6	13	NA	NA	NA	NA
3/4"	300	4.62	4.3	8.9	16	4.62	4.3	9.2	16
3/4"	600	4.62	4.3	9.4	16	4.62	4.3	9.4	16
3/4"	900/1500	5.12	4.3	10.1	21	5.12	4.3	10.1	22
3/4"	2500	5.50	4.3	10.6	26	5.50	4.3	10.6	27
1"	150	4.25	4.3	8.7	14	4.25	4.3	9.1	15
1"	300	4.88	4.3	9.0	15	4.88	4.3	9.4	17
1"	600	4.88	4.3	9.5	17	4.88	4.3	9.5	18
1"	900/1500	5.88	4.3	10.4	26	5.88	4.3	10.4	27
1"	2500	6.25	4.3	10.9	33	6.25	4.3	10.9	34
1-1/2"	150	5.00	4.3	9.0	17	5.00	4.3	9.4	18
1-1/2"	300	6.12	4.3	9.2	22	6.12	4.3	9.6	24
1-1/2"	600	6.12	4.3	9.9	25	6.12	4.3	9.9	26
1-1/2"	900/1500	7.00	4.3	10.6	36	7.00	4.3	10.6	38
1-1/2"	2500	8.00	4.3	11.6	57	8.00	4.3	11.7	61
2"	150	6.00	4.3	9.1	21	6.00	4.3	9.5	23
2"	300	6.50	4.3	9.4	25	6.50	4.3	9.9	27
2"	600	6.50	4.3	10.1	29	6.50	4.3	10.2	31
2"	900/1500	8.50	4.3	11.1	56	8.50	4.3	11.2	59
2"	2500	9.25	4.3	12.1	81	9.25	4.3	12.2	85



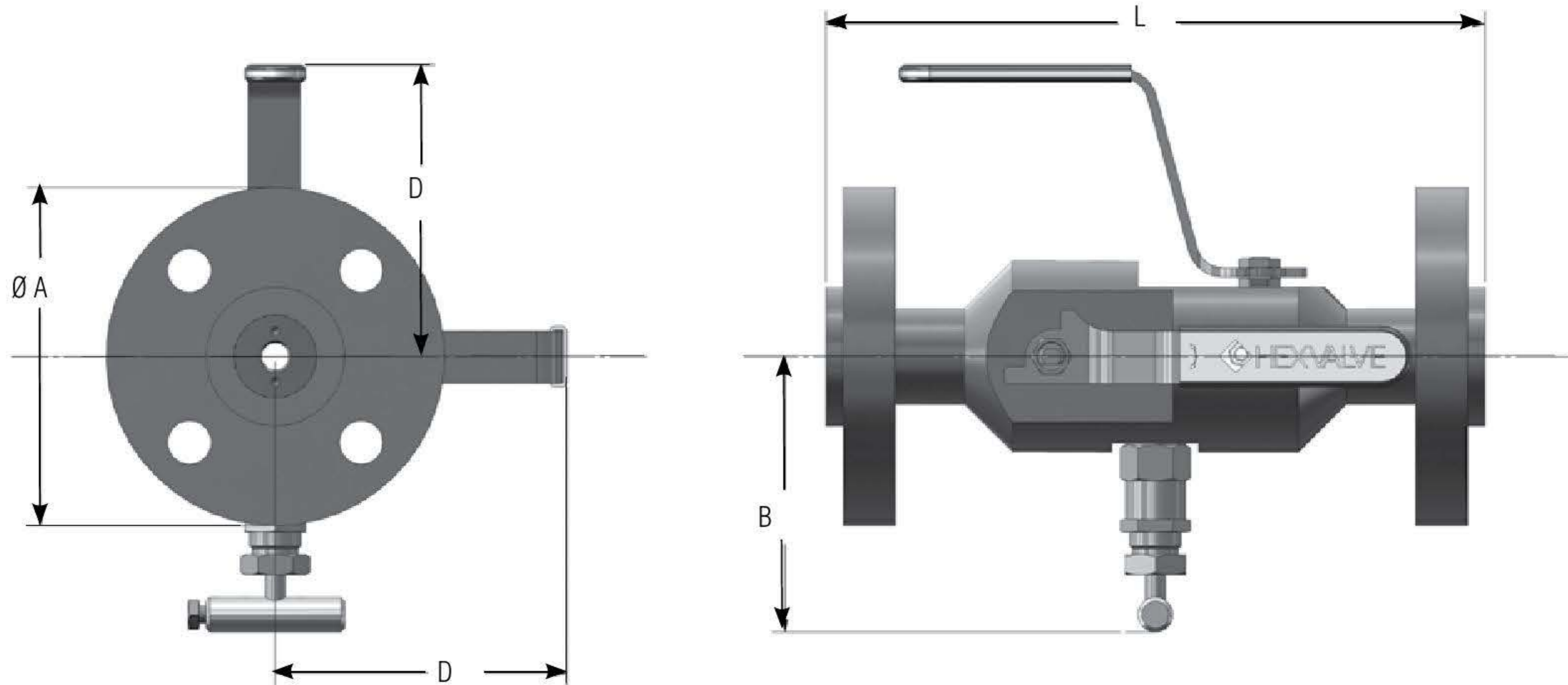
### 10mm Hexblok Ball Valve Dimensions & Weights - HK22 Double Flange



Flange Size	B16.34 Pressure Class	HK22 RF Double Flange (10mm)					HK22 RTJ Double Flange (10mm)				
		A	B	D	L	Weight	A	B	D	L	Weight
1/2"	150	3.50	4.0	4.3	8.5	12	N/A	N/A	N/A	NA	NA
1/2"	300	3.75	4.0	4.3	8.7	13	3.75	4.0	4.3	9.1	13
1/2"	600	3.75	4.0	4.3	9.2	13	3.75	4.0	4.3	9.2	14
1/2"	900/1500	4.75	4.0	4.3	9.9	18	4.75	4.0	4.3	9.9	19
1/2"	2500	5.25	4.0	4.3	10.5	23	5.25	4.0	4.3	10.5	25
3/4"	150	3.88	4.0	4.3	8.6	13	N/A	N/A	N/A	NA	NA
3/4"	300	4.62	4.0	4.3	8.9	16	4.62	4.0	4.3	9.2	16
3/4"	600	4.62	4.0	4.3	9.4	16	4.62	4.0	4.3	9.4	16
3/4"	900/1500	5.12	4.0	4.3	10.1	21	5.12	4.0	4.3	10.1	22
3/4"	2500	5.50	4.0	4.3	10.6	26	5.50	4.0	4.3	10.6	27
1"	150	4.25	4.0	4.3	8.7	14	4.25	4.0	4.3	9.1	15
1"	300	4.88	4.0	4.3	9.0	15	4.88	4.0	4.3	9.4	17
1"	600	4.88	4.0	4.3	9.5	17	4.88	4.0	4.3	9.5	18
1"	900/1500	5.88	4.0	4.3	10.4	26	5.88	4.0	4.3	10.4	27
1"	2500	6.25	4.0	4.3	10.9	33	6.25	4.0	4.3	10.9	34
1-1/2"	150	5.00	4.0	4.3	9.0	17	5.00	4.0	4.3	9.4	18
1-1/2"	300	6.12	4.0	4.3	9.2	22	6.12	4.0	4.3	9.6	24
1-1/2"	600	6.12	4.0	4.3	9.9	25	6.12	4.0	4.3	9.9	26
1-1/2"	900/1500	7.00	4.0	4.3	10.6	36	7.00	4.0	4.3	10.6	38
1-1/2"	2500	8.00	4.0	4.3	11.6	57	8.00	4.0	4.3	11.7	61
2"	150	6.00	4.0	4.3	9.1	21	6.00	4.0	4.3	9.5	23
2"	300	6.50	4.0	4.3	9.4	25	6.50	4.0	4.3	9.9	27
2"	600	6.50	4.0	4.3	10.1	29	6.50	4.0	4.3	10.2	31
2"	900/1500	8.50	4.0	4.3	11.1	56	8.50	4.0	4.3	11.2	59
2"	2500	9.25	4.0	4.3	12.1	81	9.25	4.0	4.3	12.2	85



### 10mm Hexblok Ball Valve Dimensions & Weights - HK32 Double Flange



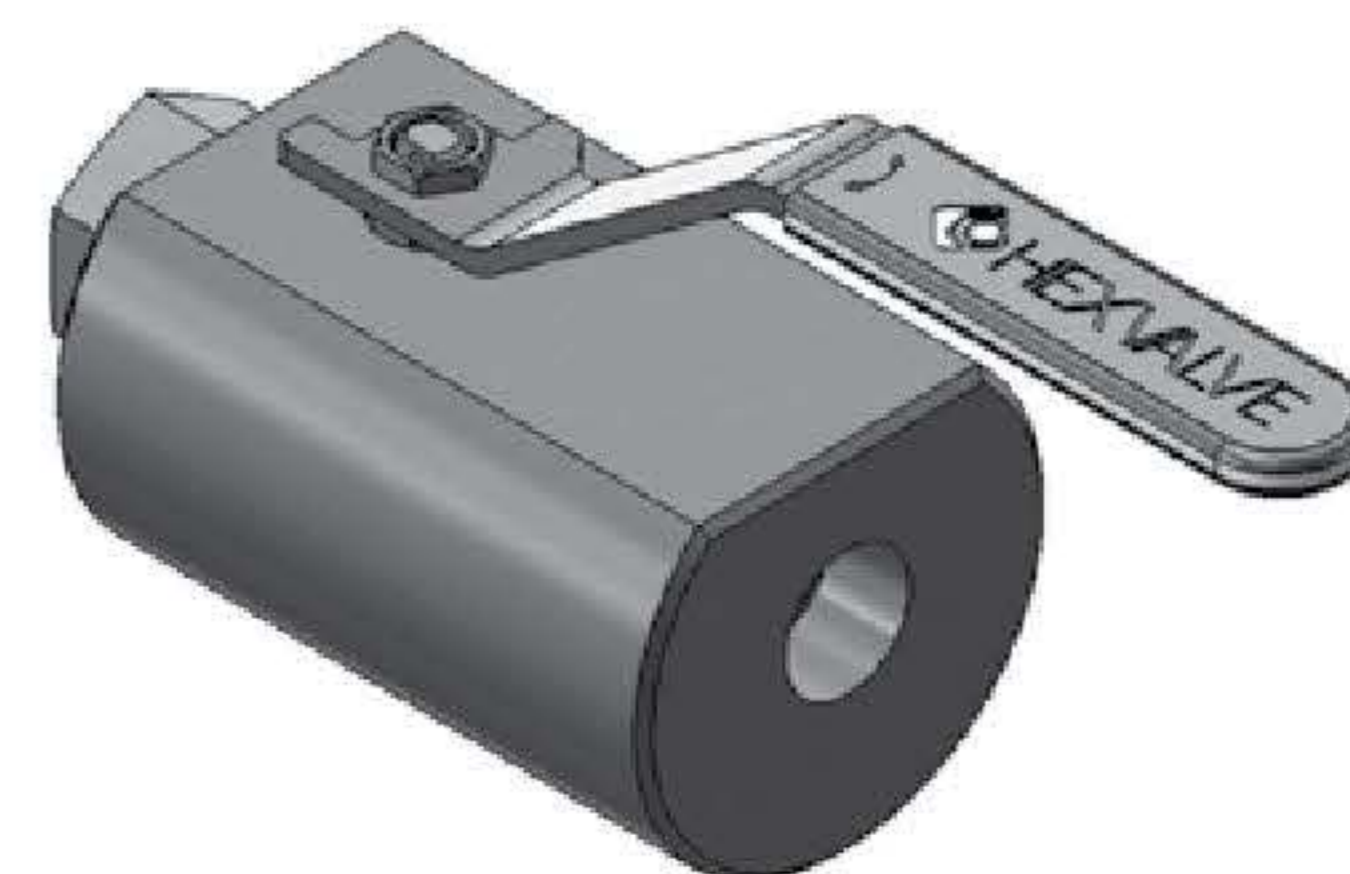
Flange Size	B16.34 Pressure Class	HK32 RF Double Flange (10mm)					HK32 RTJ Double Flange (10mm)				
		A	B	D	L	Weight	A	B	D	L	Weight
1/2"	150	3.50	4.0	4.3	8.5	12	N/A	N/A	N/A	NA	NA
1/2"	300	3.75	4.0	4.3	8.7	13	3.75	4.0	4.3	9.1	13
1/2"	600	3.75	4.0	4.3	9.2	13	3.75	4.0	4.3	9.2	14
1/2"	900/1500	4.75	4.0	4.3	9.9	18	4.75	4.0	4.3	9.9	19
1/2"	2500	5.25	4.0	4.3	10.5	23	5.25	4.0	4.3	10.5	25
3/4"	150	3.88	4.0	4.3	8.6	13	N/A	N/A	N/A	NA	NA
3/4"	300	4.62	4.0	4.3	8.9	16	4.62	4.0	4.3	9.2	16
3/4"	600	4.62	4.0	4.3	9.4	16	4.62	4.0	4.3	9.4	16
3/4"	900/1500	5.12	4.0	4.3	10.1	21	5.12	4.0	4.3	10.1	22
3/4"	2500	5.50	4.0	4.3	10.6	26	5.50	4.0	4.3	10.6	27
1"	150	4.25	4.0	4.3	8.7	14	4.25	4.0	4.3	9.1	15
1"	300	4.88	4.0	4.3	9.0	15	4.88	4.0	4.3	9.4	17
1"	600	4.88	4.0	4.3	9.5	17	4.88	4.0	4.3	9.5	18
1"	900/1500	5.88	4.0	4.3	10.4	26	5.88	4.0	4.3	10.4	27
1"	2500	6.25	4.0	4.3	10.9	33	6.25	4.0	4.3	10.9	34
1-1/2"	150	5.00	4.0	4.3	9.0	17	5.00	4.0	4.3	9.4	18
1-1/2"	300	6.12	4.0	4.3	9.2	22	6.12	4.0	4.3	9.6	24
1-1/2"	600	6.12	4.0	4.3	9.9	25	6.12	4.0	4.3	9.9	26
1-1/2"	900/1500	7.00	4.0	4.3	10.6	36	7.00	4.0	4.3	10.6	38
1-1/2"	2500	8.00	4.0	4.3	11.6	57	8.00	4.0	4.3	11.7	61
2"	150	6.00	4.0	4.3	9.1	21	6.00	4.0	4.3	9.5	23
2"	300	6.50	4.0	4.3	9.4	25	6.50	4.0	4.3	9.9	27
2"	600	6.50	4.0	4.3	10.1	29	6.50	4.0	4.3	10.2	31
2"	900/1500	8.50	4.0	4.3	11.1	56	8.50	4.0	4.3	11.2	59
2"	2500	9.25	4.0	4.3	12.1	81	9.25	4.0	4.3	12.2	85



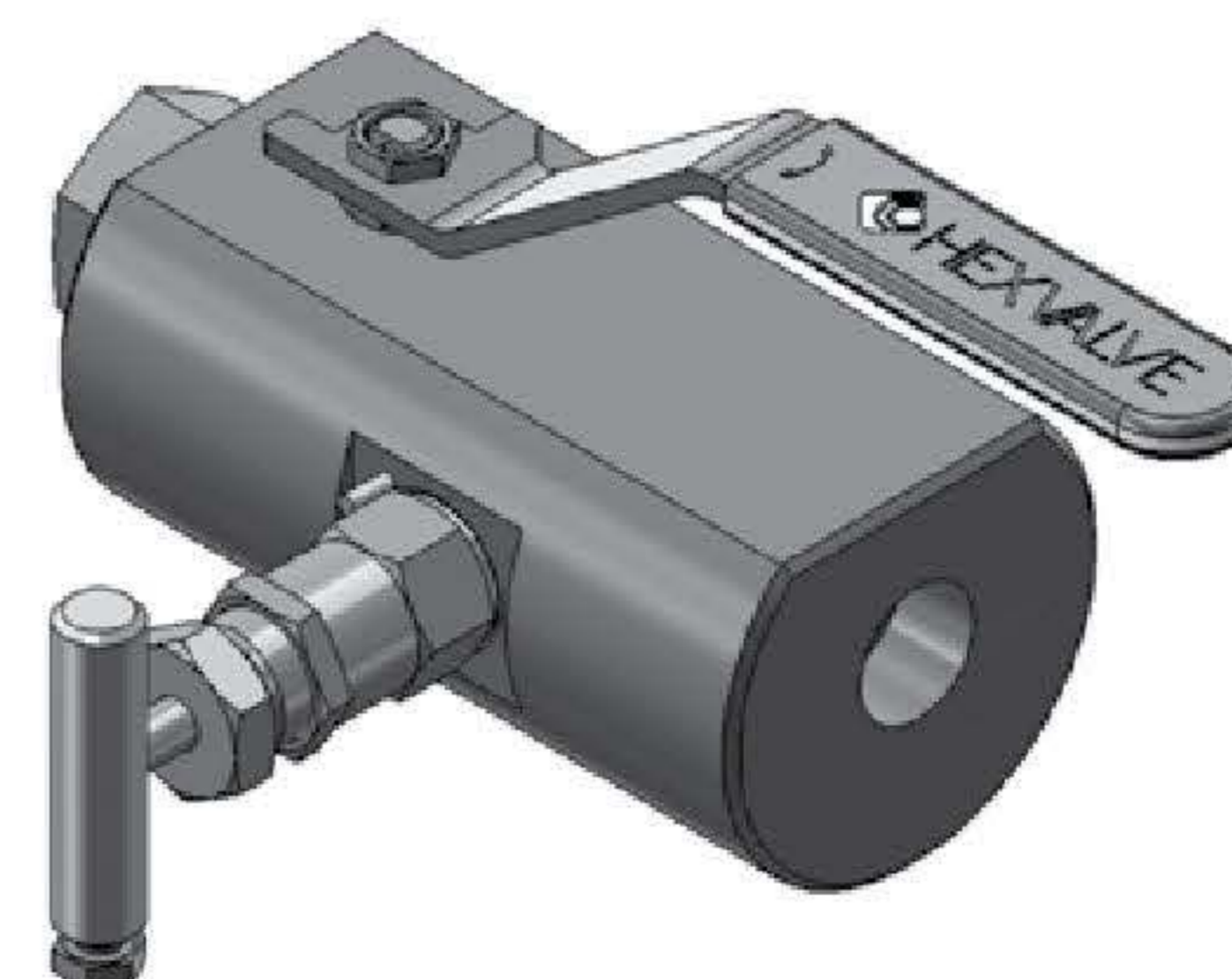
### HK12 & HK22 NPT x NPT Hexblok - Ball Valve

- 1/4", 1/2", 9/16", 3/4", 1" sizes available.  
For special size, please contact factory.
- Forged body design provides strength needed to handle the higher pressures while keeping the overall dimensions small.
- Block and bleed version eliminates weight, space, and cost.
- Less labor cost for installation of one valve instead of two.
- Pressure ranges of 6,000 psi and 10,000 psi.

#### HK12

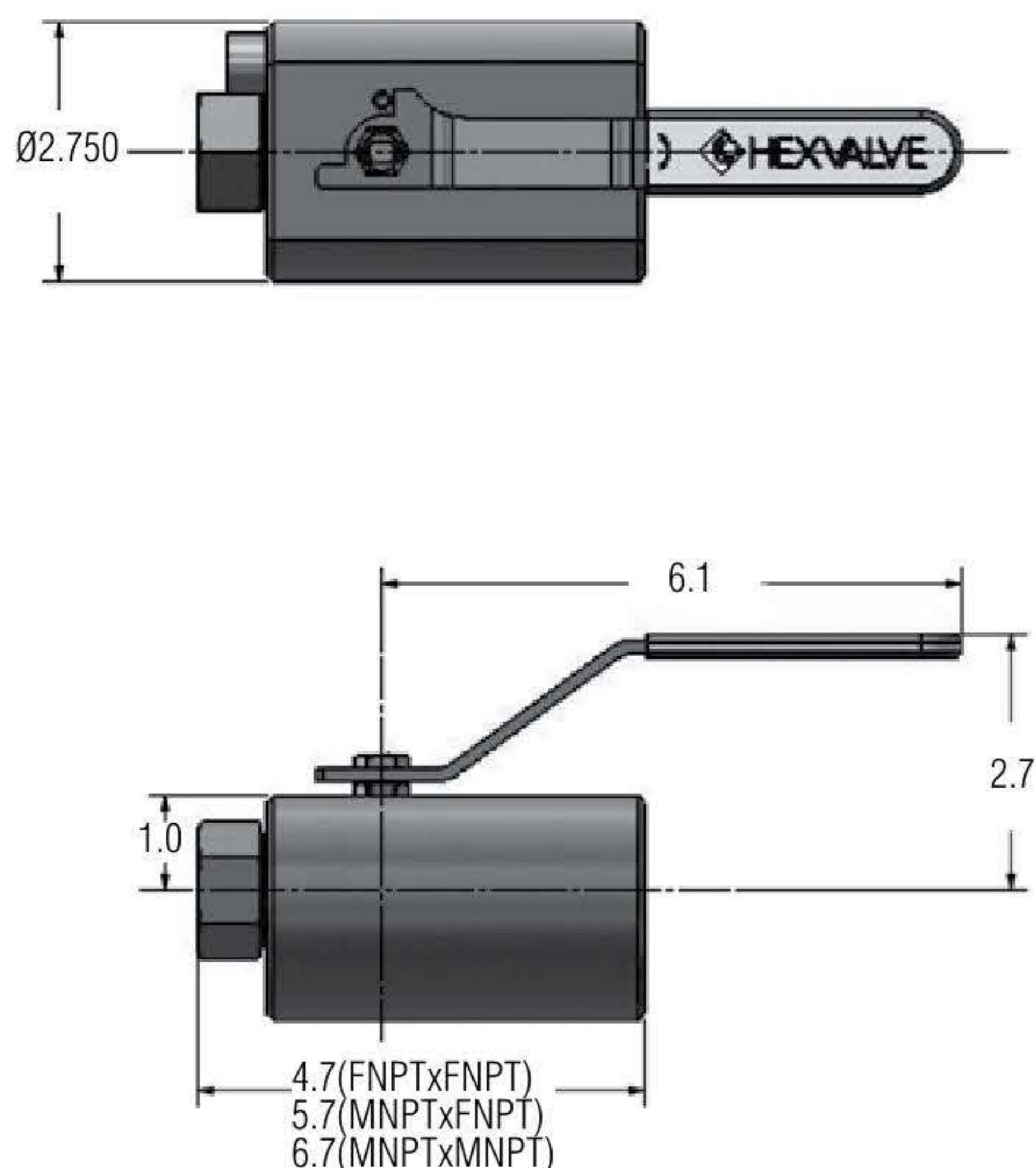


#### HK22

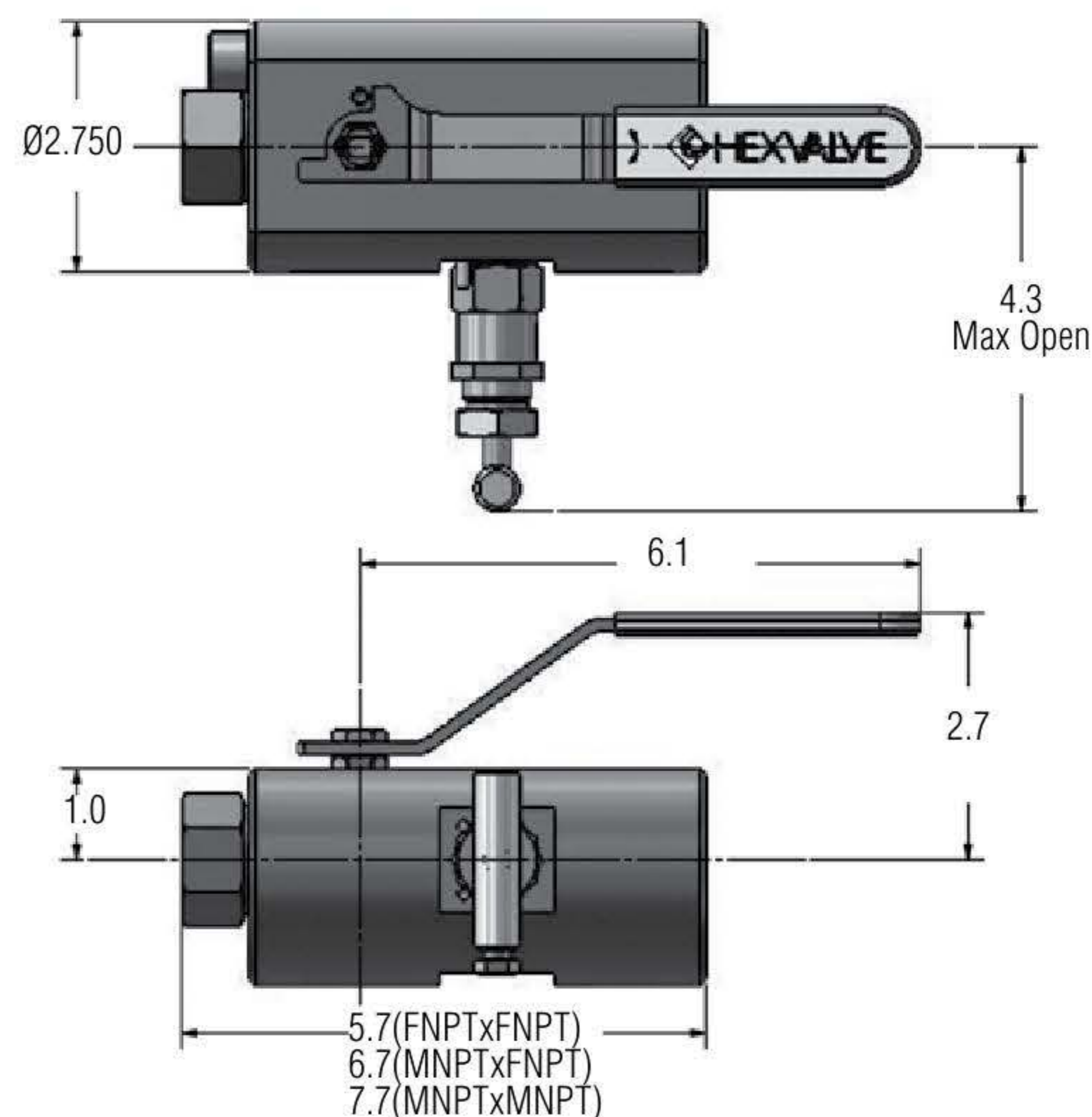


### Dimensions

**HK12**  
Weight = 7 lbs



**HK22**  
Weight = 9 lbs

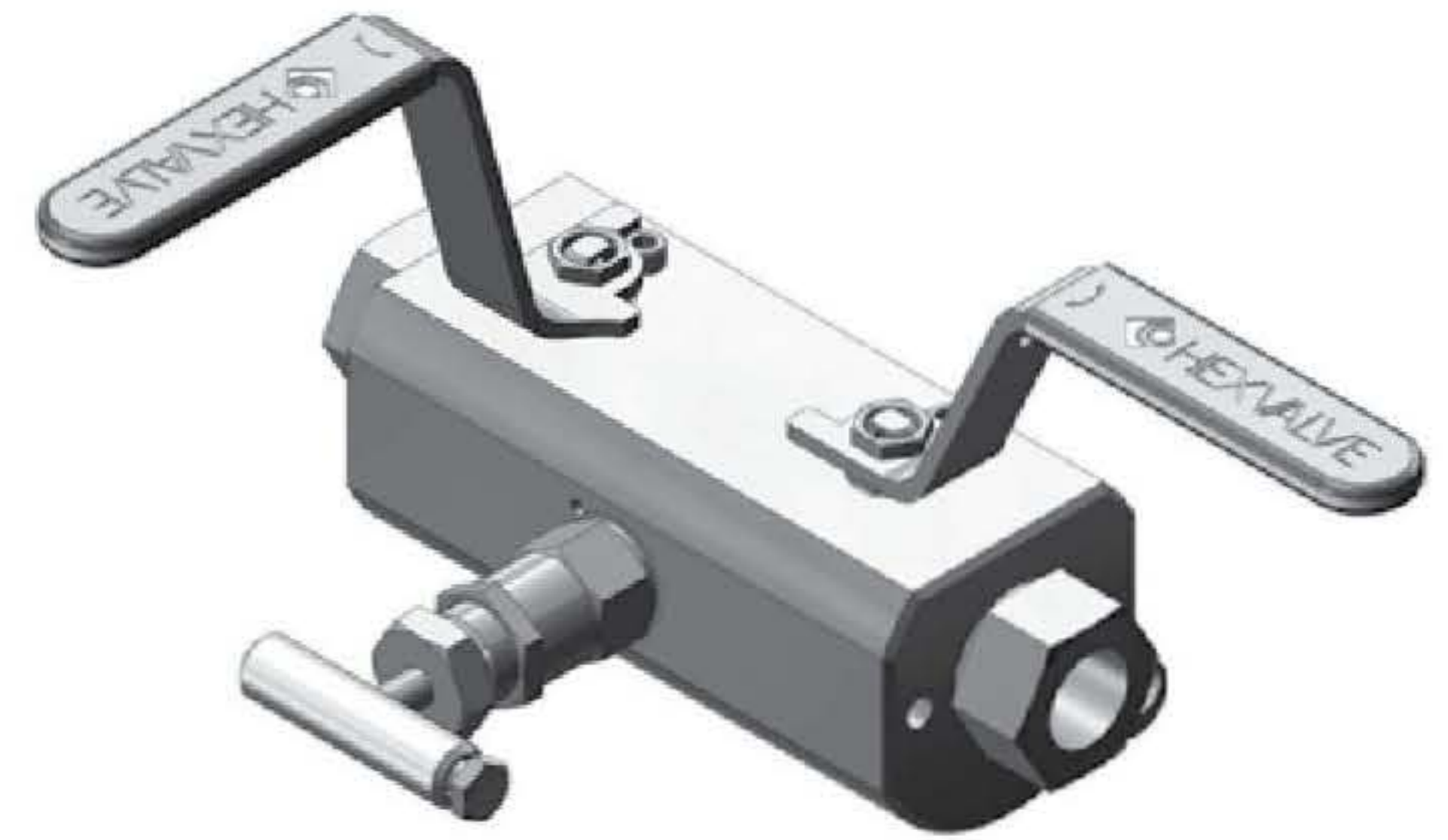





### HK32 NPT x NPT Hexblok - Ball Valve

- 1/4", 1/2", 9/16", 3/4", 1" sizes available.
- The Hexblok Double Block and Bleed valve incorporates three valves into one, bringing the overall dimensional size down to a convenient compact package.
- Pressure ranges of 6,000 psi and 10,000 psi.
- Less leak points, less weight and small size make this the valve of choice on instrument pressuer points.

### Standard Body

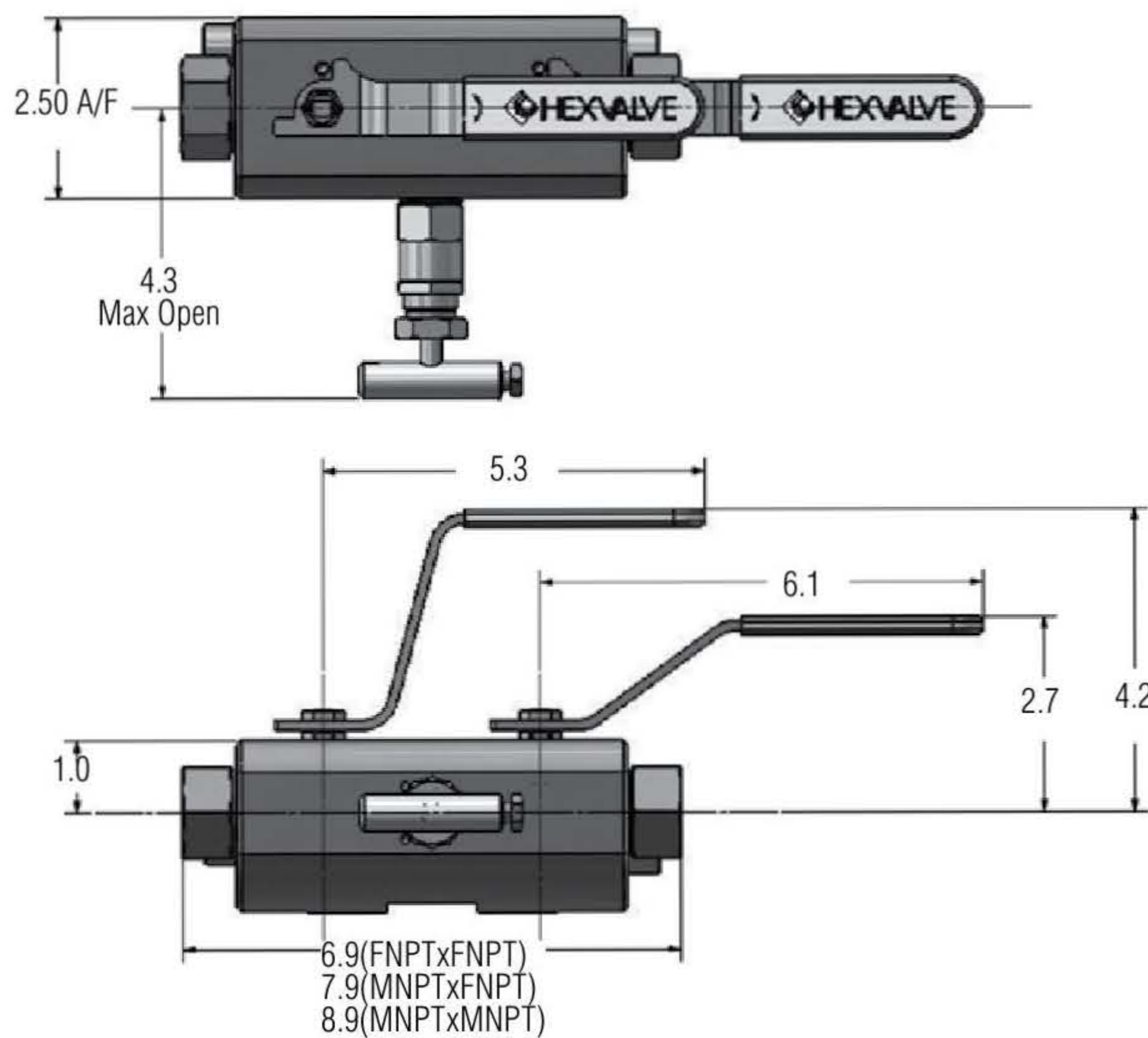


### Square Body with Mounting Holes

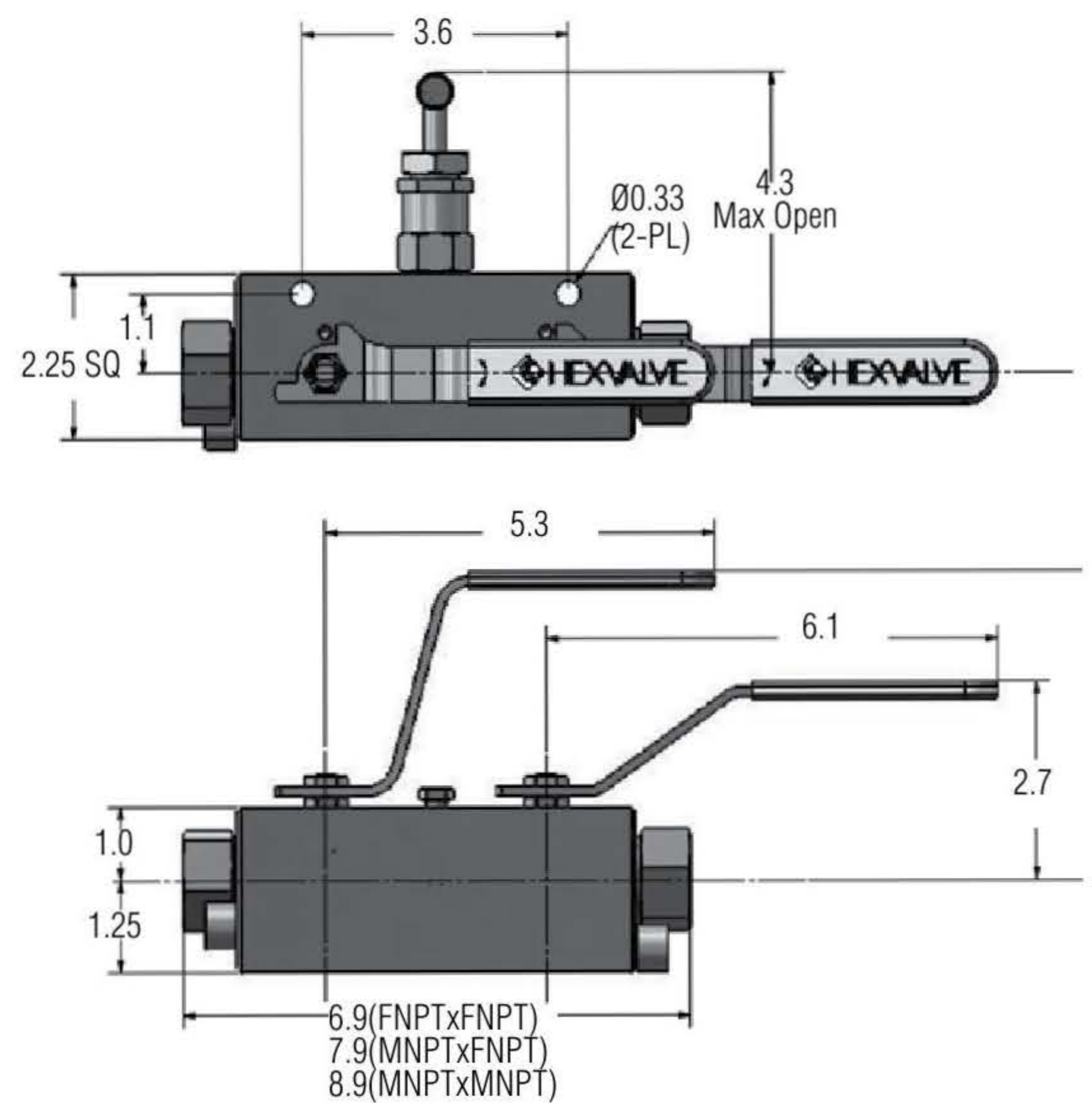


### Dimensions (1/2" & 3/4" NPT shown)

**HK32 Standard**  
**Weight = 9.5 lbs**



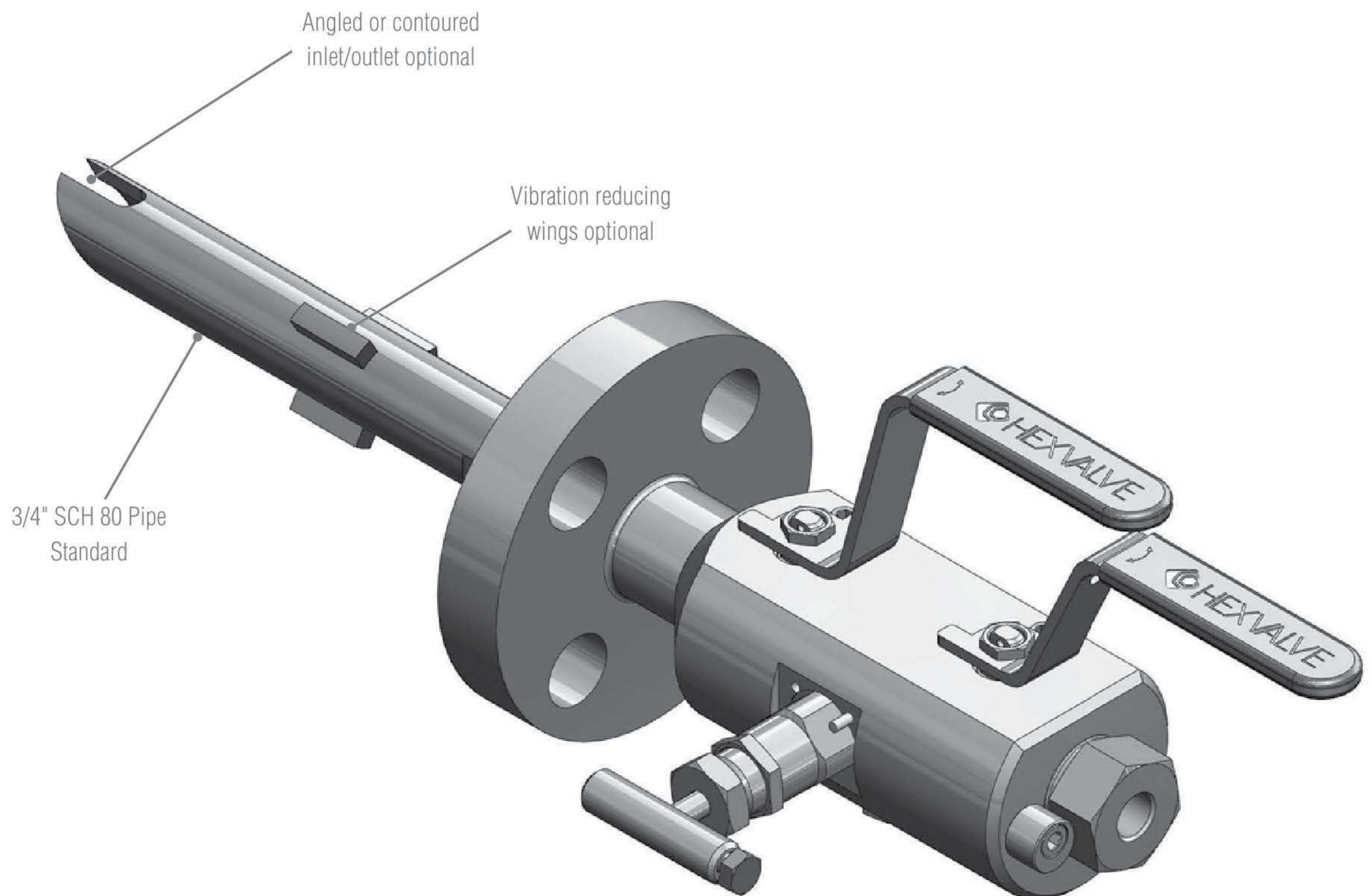
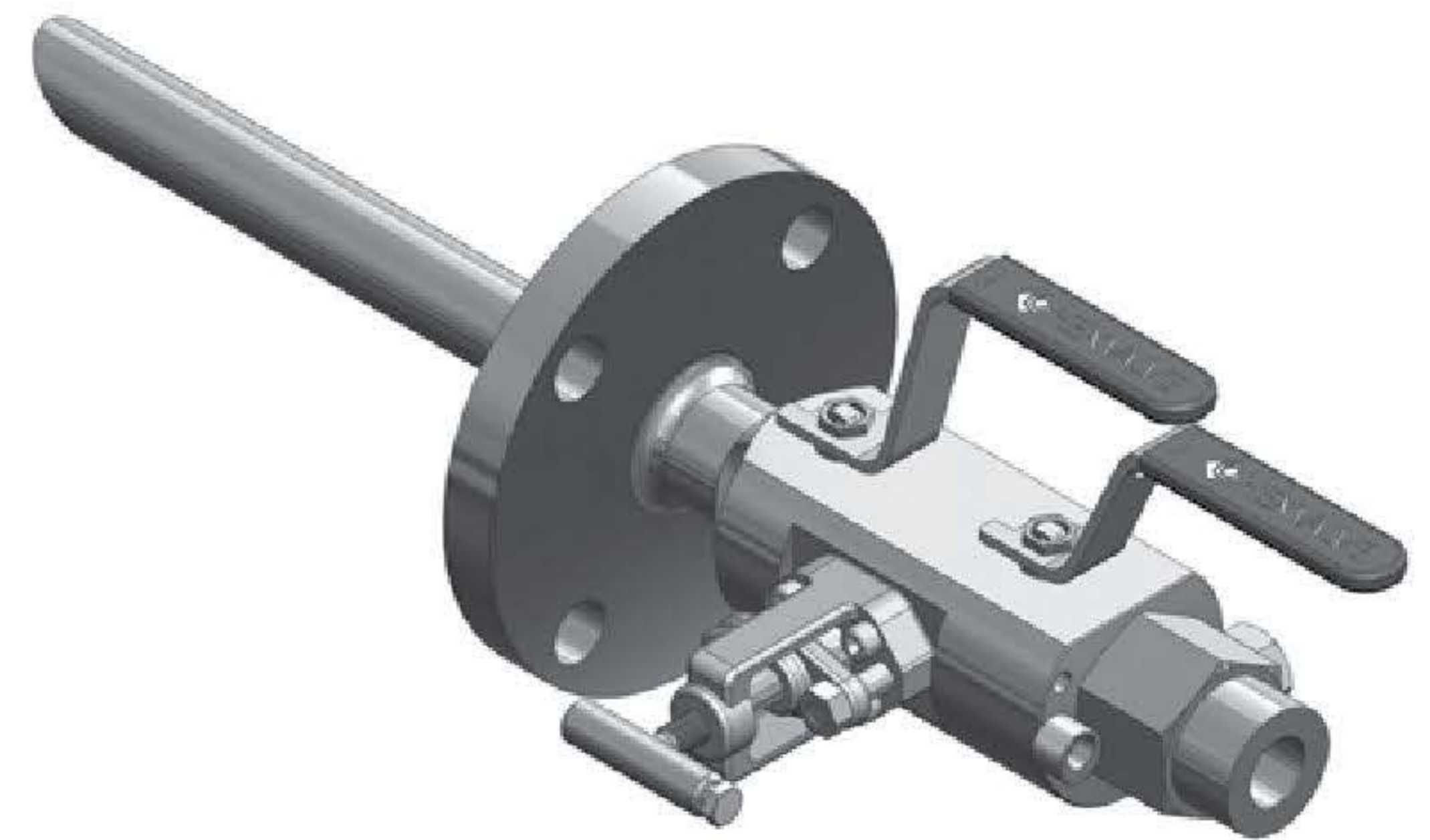
**HK32 Square Body**  
**Weight = 9 lbs**





## Sample Quills & Injection Probes

- The Sampling Probe or Injection Quill Double Block and Bleed valves are designed for safety in these hazardous applications.
- Integral check valve available.
- Custom designs and lengths available per customer application.
- NACE valves available.
- Many materials of construction are available (Stainless Steel, Duplex, Super-Duplex, etc.)



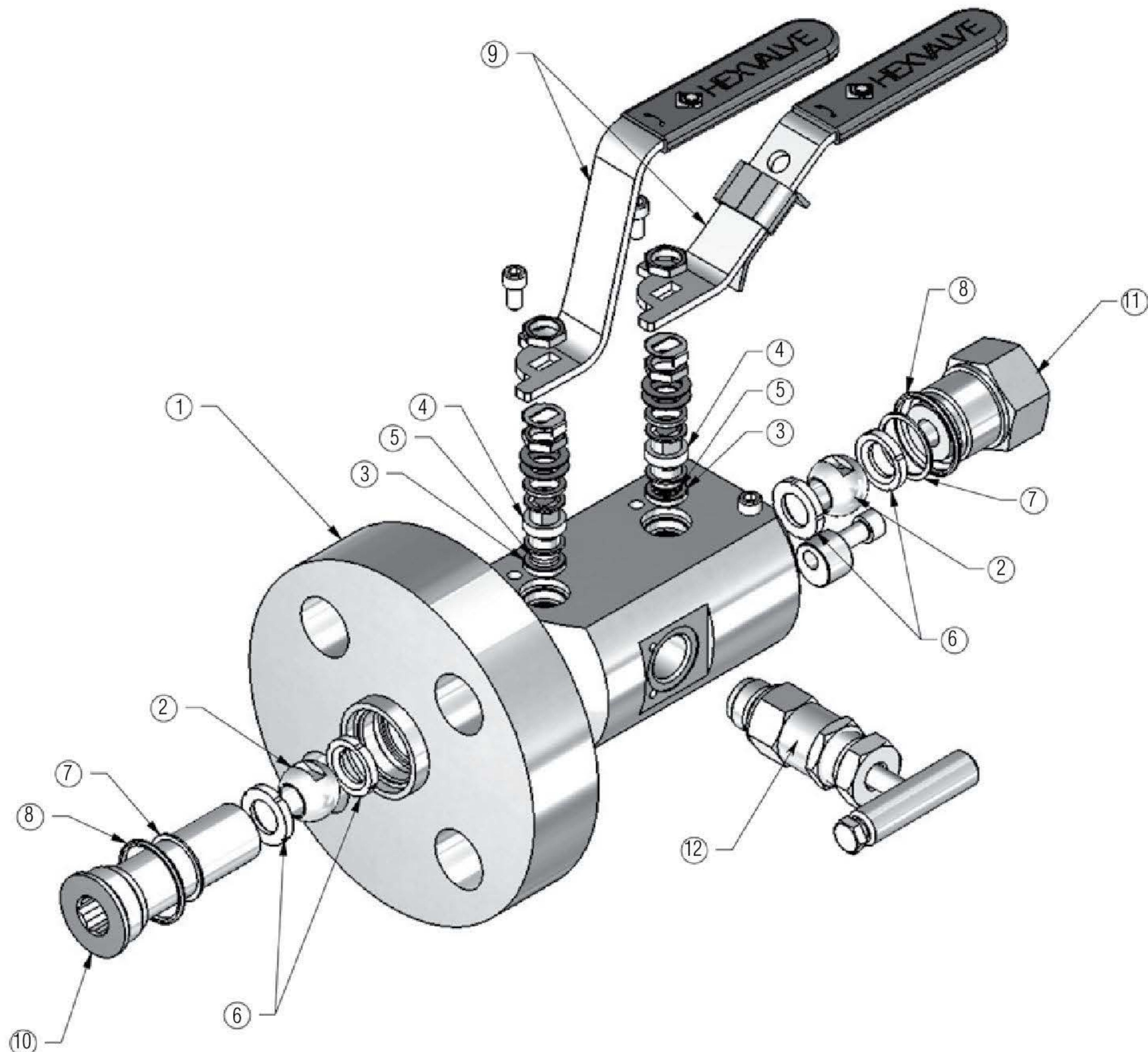


### Materials of Construction - Hexblok Ball Valve

Item	Description	Material Code 'U'/'D'	Material Code 'Y'/'3'	Material Code 'P'/'N'	Exotic (Note 2)
1	Body	316SS / 316 SS Nace	316L SS / 316L SS Nace	A105 / A105 Nace (Note 1)	Exotic
2	Ball	316SS / 316 SS Nace	316L SS / 316L SS Nace	316 SS/316 SS NACE	Exotic
3	Ball Stem	316SS / 316 SS Nace	316L SS / 316L SS Nace	316 SS/316 SS NACE	Exotic
4	Ball Stem Packing	PTFE or Graphite	PTFE or Graphite	PTFE or Graphite	PTFE or Graphite
5	Ball Stem O-ring	Viton	Viton	Viton	Viton
6	Seats	PEEK or Carbon PEEK	PEEK or Carbon PEEK	PEEK or Carbon PEEK	PEEK or Carbon PEEK
7	Gasket-Metal	316 SS / 316 SS Nace	316L SS / 316L SS Nace	316 SS/316 SS NACE	Exotic
8	Gasket-Soft	PEEK or Carbon PEEK	PEEK or Carbon PEEK	PEEK or Carbon PEEK	PEEK or Carbon PEEK
9	Handle	304SS	304 SS	304 SS	304 SS
10	Inlet Retainer	316 SS / 316 SS Nace	316L SS / 316L SS Nace	A105 / A105 Nace (Note 1)	Exotic
11	Outlet Retainer	316 SS / 316 SS Nace	316L SS / 316L SS Nace	A105 / A105 Nace (Note 1)	Exotic
12	Bleed Bonnet	316 SS / 316 SS Nace	316L SS / 316L SS Nace	316 SS/316 SS NACE	Exotic

Notes:

- 1 - Carbon steel valve bodies and components are zinc plated
- 2 - See product designator (next page) for full list of materials







MODEL	BODY CONFIG.	BODY MAT'L	INLET SIZE	INLET TYPE	OUTLET SIZE	OUTLET TYPE	BALL & STEM/TIP	BALL SEAT MAT'L	PACKING	OPTION	OPTION
HK22	2	6	3	C	3	1	4	2	3	A	9

MODEL	TYPE
HK12	Single Block Ball
HK22	Single Block Ball & Bleed (vent)
HK32	*Double Block Ball & Bleed (vent)
HK42	**Double Block Ball & Bleed (vent)

\*Block > Bleed > Block configuration

\*\*Block > Block > Bleed configuration

BODY CONFIGURATION	
2	10mm Soft Seat Block Valve(s)
4	15mm Soft Seat Block Valve(s)
5	20mm Soft Seat Block Valve(s)
6	25mm Soft Seat Block Valve(s)
0	10mm 10,000 PSI Soft Seat Valve(s)

Vent valve always hard seat

BODY MATERIAL	
U	316SS
D	316SS NACE (forged)
Y	A182F 316L (forged)
3	A182F 316L NACE (forged)
P	Carbon Steel A105
N	Carbon Steel, A105 NACE
6	Duplex A182 F51 (forged)
4	Super Duplex A182 F55 (forged)
H	Hastelloy C
X	Alloy 20
K	Low Temp CS A350 LF2 (forged)
7	Inconel 625
I	Incoloy 825
M	Monel 400 (forged)

INLET SIZE	
1	1/4"
2	3/8"
3	1/2" (DN15)
4	3/4" (DN20)
5	1" (DN25)
6	1-1/2" (DN40)
7	2" (DN50)

INLET TYPE	
1	MNPT
3	FNPT
4	FSW
C	150# RF
D	300# RF
G	600# RF
H	900/1500# RF
K	2500# RF
L	150# RTJ
M	300# RTJ
N	600# RTJ
P	900/1500# RTJ
R	2500# RTJ

OUTLET SIZE	
1	1/4" (DN8)
2	3/8" (DN10)
3	1/2" (DN15)
4	3/4" (DN20)
5	1" (DN25)
6	1-1/2" (DN40)
7	2" (DN50)
9	Flanged - Same as inlet

OUTLET TYPE	
1	FNPT
7	MNPT
2	FSW
9	Flanged - Same as inlet

BALL & STEM / NRT (VENT VALVE)	
4	316/316 Stem w/ NRT tip
3	316/316 NACE Stem w/ NRT tip
5	316/Stellite Stem w/ NRT tip
K	316/Monel Stem w/ NRT tip
Y	316L/316L Stem w/ NRT tip
A	316L/316L NACE Stem w/ NRT tip
M	Duplex/Duplex Stem w/ NRT tip
C	Super Duplex/Super Duplex Stem w/ NRT tip
D	Hastelloy C/Hastelloy C Stem w/ NRT tip
G	Alloy 20/Alloy 20 Stem w/ NRT tip
6	I-625/I-625 Stem w/ NRT tip
7	I-825/I-825 Stem w/ NRT tip
B	Monel/Monel Stem w/ NRT tip

Note: For different NRT tip material, contact factory

BALL SEAT MATERIAL	
3	PEEK (standard)
4	C-PEEK

Contact factory for other seat materials

PACKING	
2	Teflon Packing
3	Graphite Packing (fire safe selection)

M	Two Outlets
N	Three Outlets
6	100% 316 non-wet parts
S	Swivel Adapter**
C	Plugged vent option (same material as body)
V	OS&Y Bonnet - Vent Valve
D	1/4" Vent Port
9	Tamper Proof/Lockout Handle - Vent Valve
K	10mm Vent Bore

\*Note: Choose any two options in alpha-numerical order

\*\*Consult factory for swivel adapter ordering options



## Specifications: Globe Style Valves

### WORKING PRESSURE

- In accordance to ASME B16.5 for class 150 to 2500

### WORKING TEMPERATURES

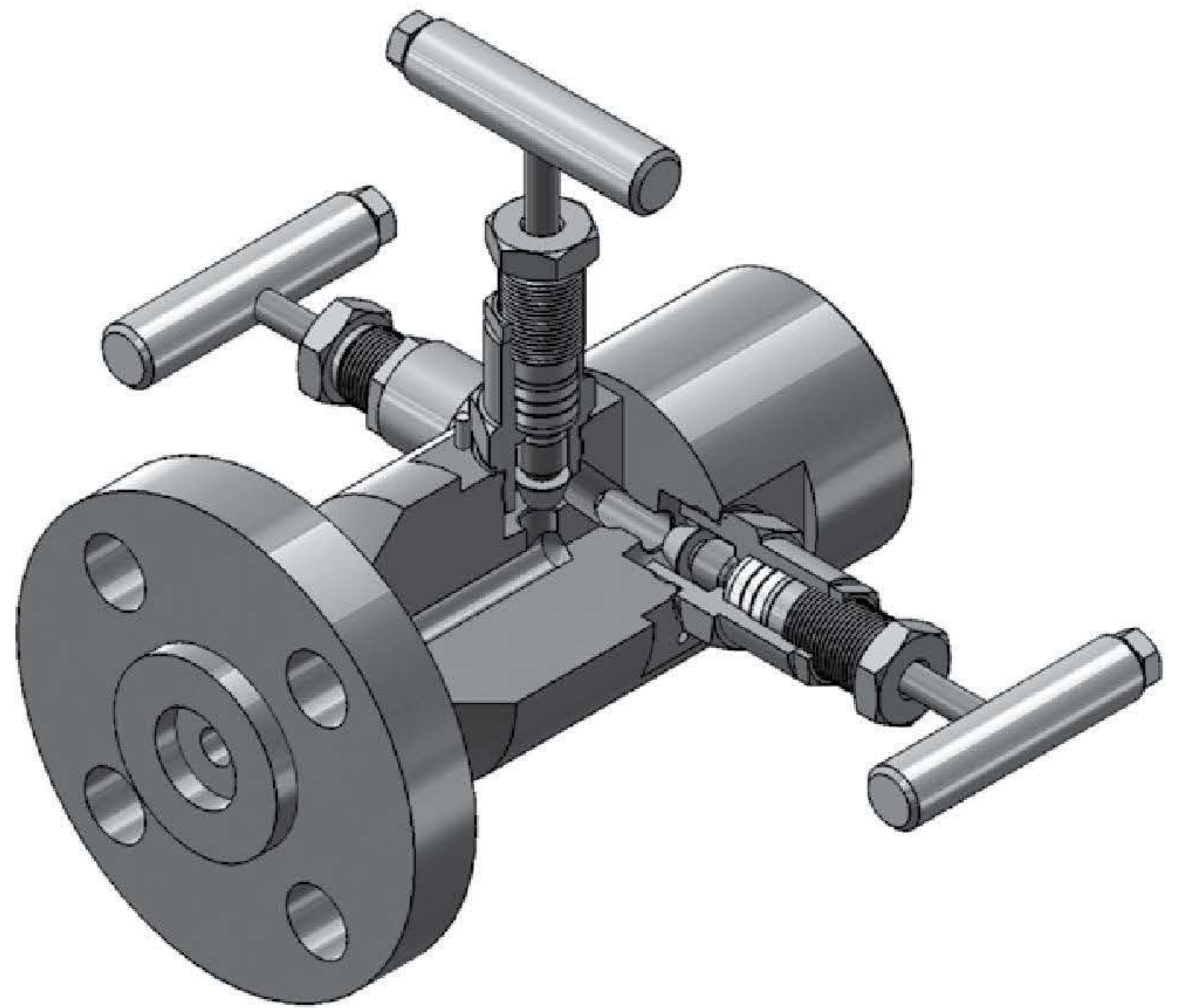
- 450°F (232°C) for Teflon packing
- 1000°F (528°C) for Graphite packing

### CERTIFICATIONS

- API 607 5th Edition (Fire Test)
- ASME VIII (pressure boundaries)
- PED
- ANSI B16.5 (flange dimensions)
- EN 10204.3.1 (material traceability)

### SIZES

- 1/2" through 2"
- 10mm Bore/Orifice sizes



### HEXBLOK ADVANTAGES & CUSTOMER BENEFITS

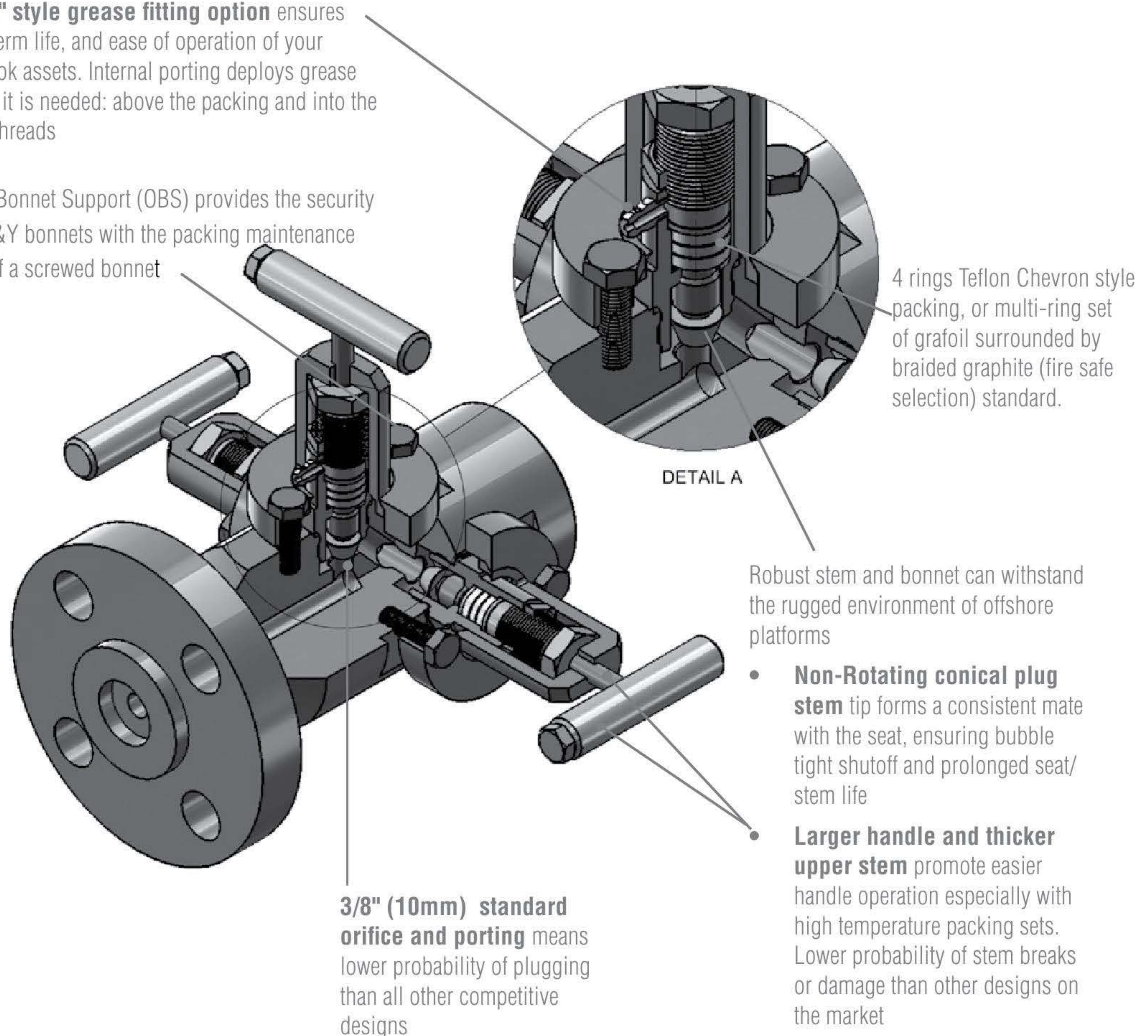
- Large, 3/8" (10mm) standard orifice and porting, resulting in a lower probability of plugging.
- OBS (Outer Bonnet Support) design provides the security of OS&Y bonnets with the packing maintenance ease of a screwed bonnet.
- Optional "Zerk" style high pressure grease fitting option ensures long term stem/valve life, and easier stem operation. Internal porting deploys grease where it is needed most: above the packing and into the stem threads, for lubrication and environmental protection.
- Large, robust bonnet and NRT stem design means higher probability of long life, and less break risk than competitive designs
- Hex was the first in the industry to utilize Non-Rotating Stem Tip (NRT) technology. When the stem tip contacts the seat, it stops rotating, preventing the cross scoring and eventual leaks that can occur with ball type stems
- 4 rings Teflon Chevron style packing, or multi-ring set of grafoil surrounded by braided graphite standard.
- API 607 5th Edition (fire test) Standard (Graphite-packed and hard seat models only)
- Large variety of standard and optional forged or bar materials and outlet options, means you can select the style and material you need immediately from catalog, instead of having to contact the factory
- Special built-to-order design inquiries welcome



### Hexblok Valves: Globe Style Valves - OBS Bonnet

**"Zerk" style grease fitting option** ensures long term life, and ease of operation of your HexBlok assets. Internal porting deploys grease where it is needed: above the packing and into the stem threads

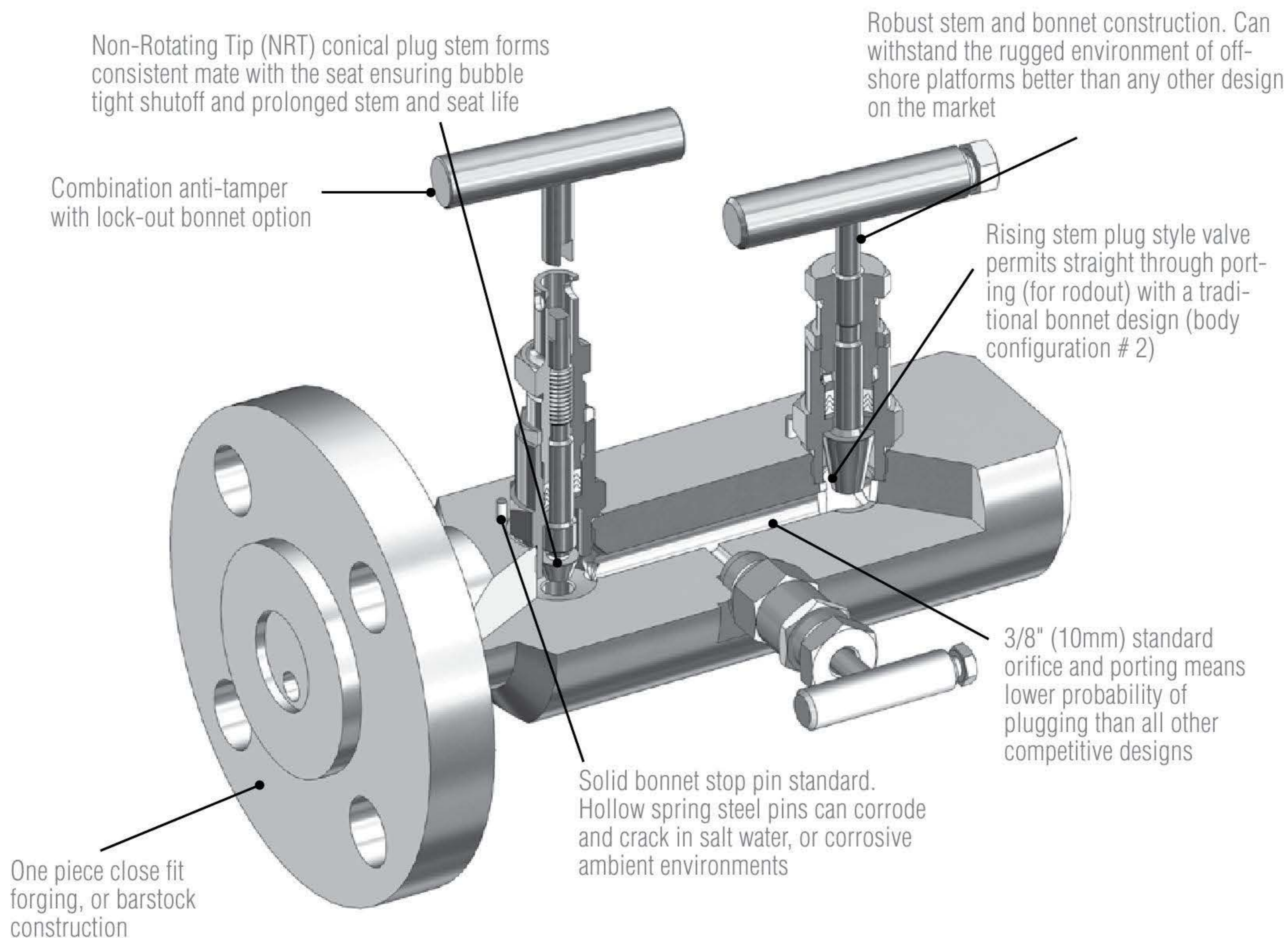
Outer Bonnet Support (OBS) provides the security of OS&Y bonnets with the packing maintenance ease of a screwed bonnet



Note: Bonnet stop pin standard on screwed bonnets. Competitor's hollow spring steel pins can corrode and crack in salt water or corrosive ambient environments.

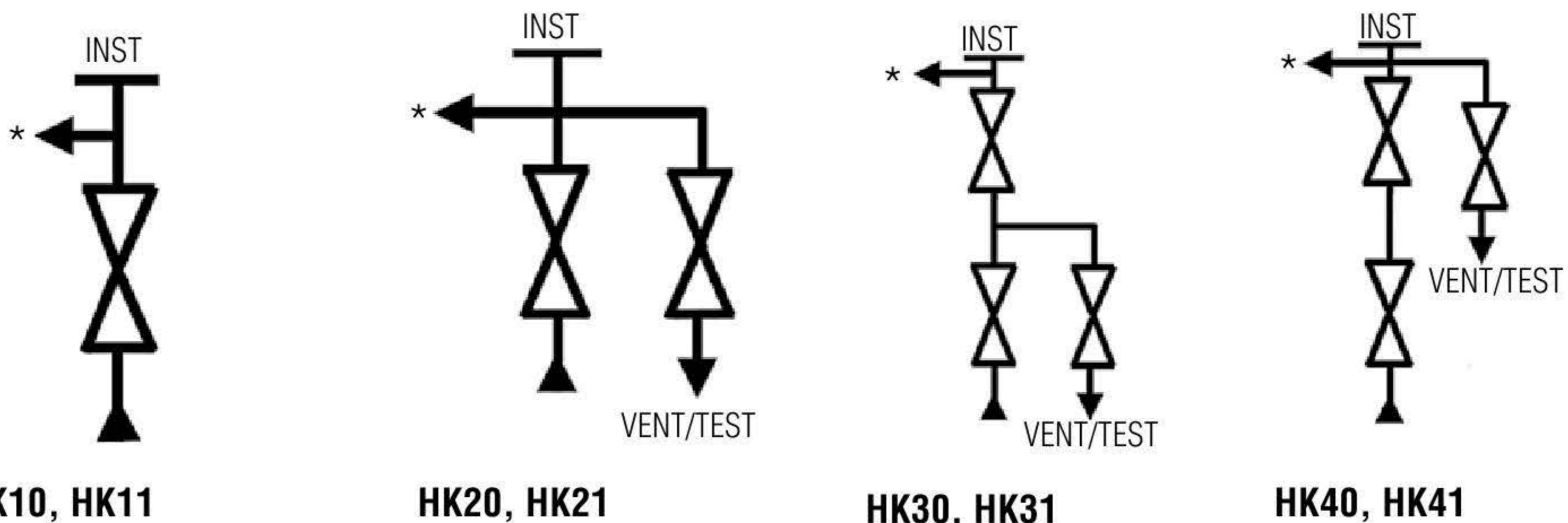
- 1/2" - 14 NPT, FSW, Tube Socket, and Multiport Gauge Outlet options are standard selections (note: vent is 1/2" FNPT)
- Standard materials of construction: A182F 316L (forged), Hastelloy C, Incoloy 800, Inconel 600, Low Temp CS A350 LF2 (forged), Monel 400 (forged), Carbon Steel, A105 NACE, Carbon Steel A105, A182F 316L NACE (forged), Duplex A182 F51 (forged), Inconel (625), Super Duplex A182F55 (forged)
- Screwed bonnet and OBS bonnets available
- Raised face (RF) and Ring Type Joint (RTJ) flange styles standard





1/2" - 14 NPT, FNPT vent port standard

### Flow Schematic



**For Models:** HK10, HK11

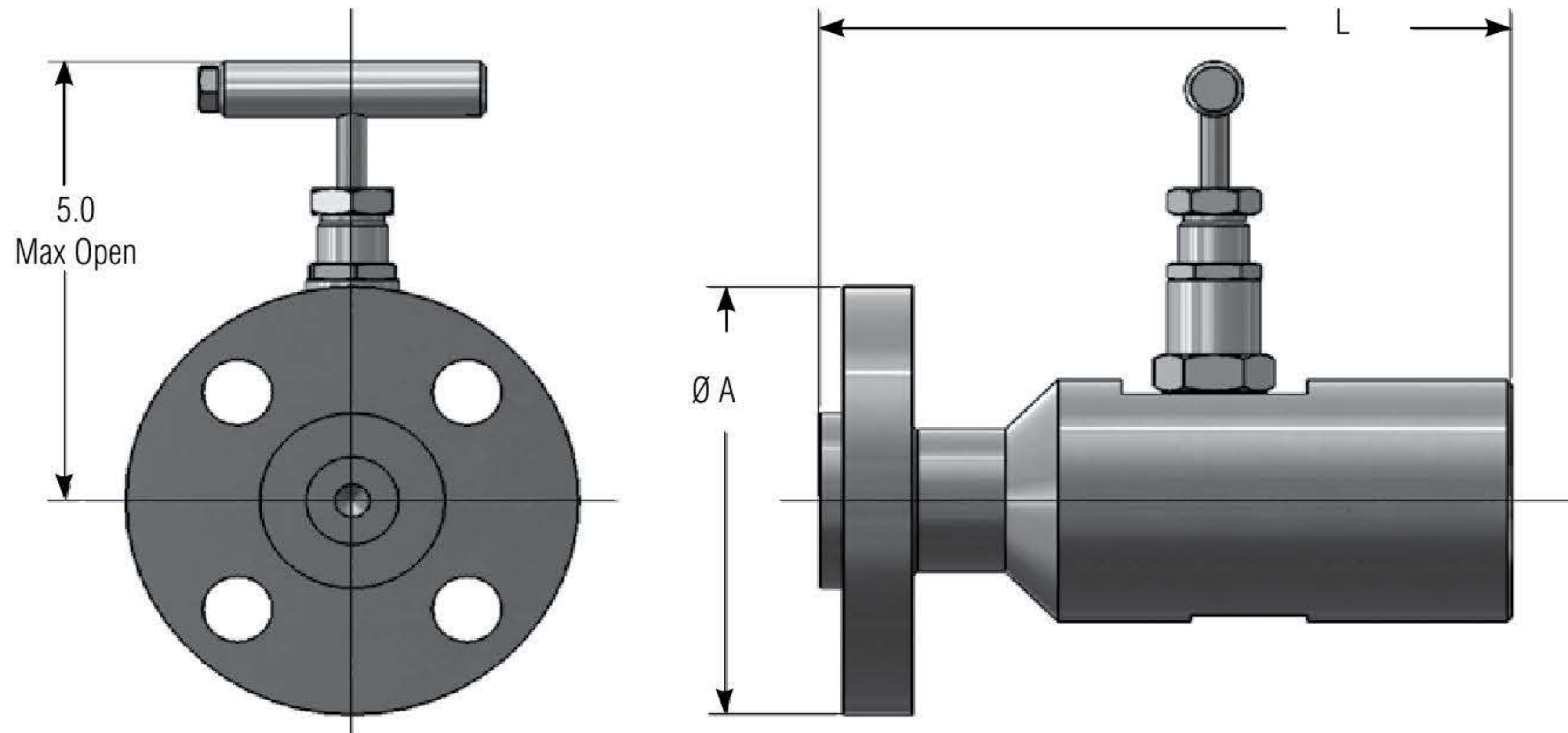
HK20, HK21

HK30, HK31

HK40, HK41

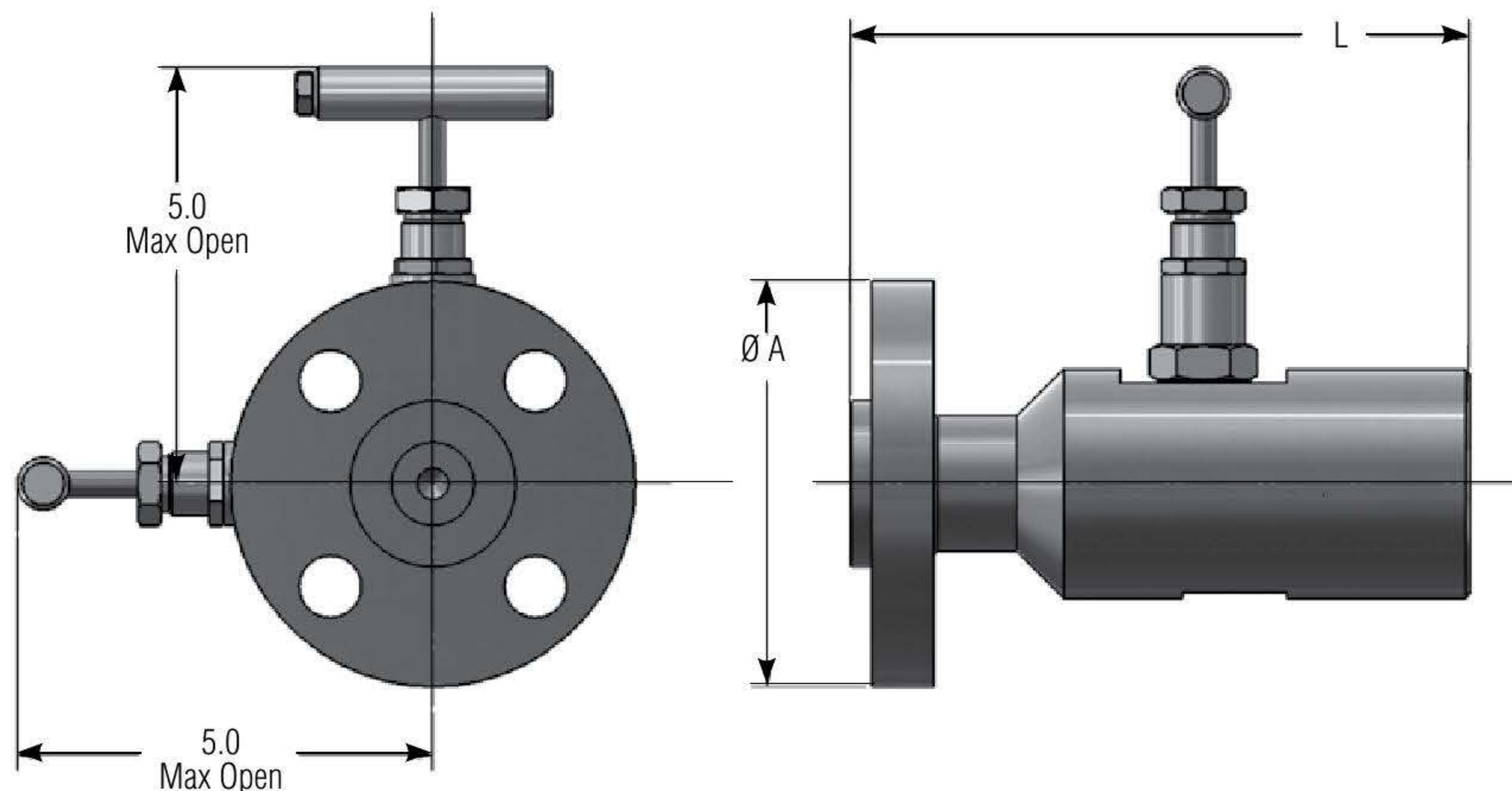
\* Side instrument outlet available as option



**Hexblok Needle Valve Dimensions & Weights - HK10/11 Single Flange**


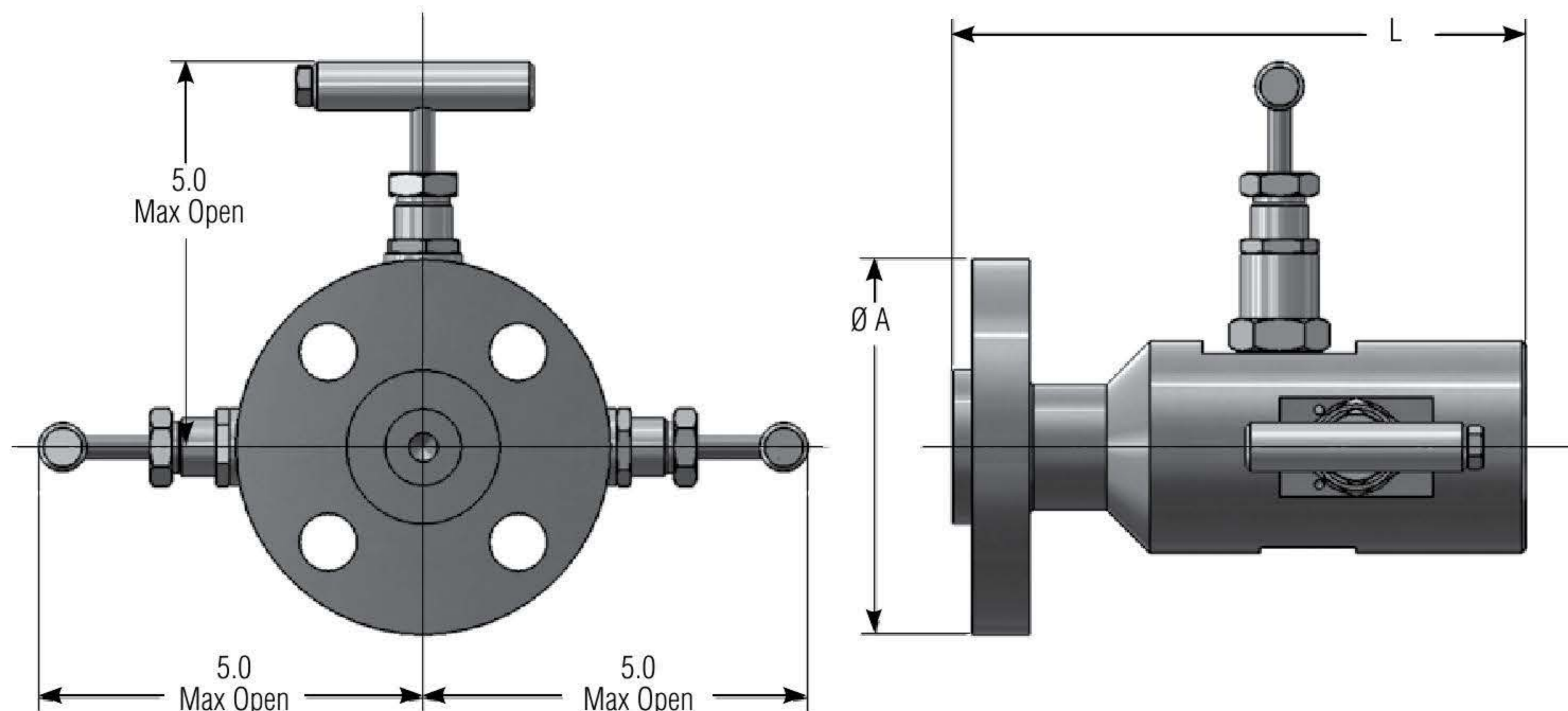
Flange Size	B16.34 Pressure Class	HK10/11 RF Single Flange				HK10/11 RTJ Single Flange			
		A	L	Weight HK10	Weight HK11	A	L	Weight HK10	Weight HK 11
1/2"	150	3.50	7.0	12	13	N/A	N/A	N/A	N/A
1/2"	300	3.75	7.1	12	13	3.75	7.2	13	14
1/2"	600	3.75	7.3	12	13	3.75	7.3	13	14
1/2"	900/1500	4.75	7.7	15	16	4.75	7.7	15	16
1/2"	2500	5.25	8.0	17	18	5.25	8.0	18	19
3/4"	150	3.88	7.0	12	13	N/A	N/A	N/A	N/A
3/4"	300	4.62	7.1	14	15	4.62	7.3	14	15
3/4"	600	4.62	7.4	14	15	4.62	7.4	14	15
3/4"	900/1500	5.12	7.8	16	17	5.12	7.8	17	18
3/4"	2500	5.50	8.0	19	20	5.50	8.0	19	20
1"	150	4.25	7.1	13	14	4.25	7.3	13	14
1"	300	4.88	7.2	13	14	4.88	7.4	14	15
1"	600	4.88	7.5	14	15	4.88	7.5	15	16
1"	900/1500	5.88	7.9	19	20	5.88	7.9	19	20
1"	2500	6.25	8.2	22	23	6.25	8.2	23	24
1-1/2"	150	5.00	7.2	14	15	5.00	7.4	15	16
1-1/2"	300	6.12	7.3	17	18	6.12	7.5	17	18
1-1/2"	600	6.12	7.7	18	19	6.12	7.7	19	20
1-1/2"	900/1500	7.00	8.0	24	25	7.00	8.0	24	25
1-1/2"	2500	8.00	8.5	34	35	8.00	8.6	35	36
2"	150	6.00	7.3	16	17	6.00	7.5	17	18
2"	300	6.50	7.4	18	19	6.50	7.6	19	20
2"	600	6.50	7.8	20	21	6.50	7.8	21	22
2"	900/1500	8.50	8.3	34	35	8.50	8.3	34	35
2"	2500	9.25	8.8	46	47	9.25	8.8	47	48



**Hexblok Needle Valve Dimensions & Weights - HK20/21 Single Flange**


Flange Size	B16.34 Pressure Class	HK20/21 RF Single Flange				HK20/21 RTJ Single Flange			
		A	L	Weight HK20	Weight HK21	A	L	Weight HK20	Weight HK21
1/2"	150	3.50	7.0	12	14	N/A	N/A	N/A	N/A
1/2"	300	3.75	7.1	13	15	3.75	7.2	13	15
1/2"	600	3.75	7.3	13	15	3.75	7.3	13	15
1/2"	900/1500	4.75	7.7	15	17	4.75	7.7	16	18
1/2"	2500	5.25	8.0	18	20	5.25	8.0	19	21
3/4"	150	3.88	7.0	13	15	N/A	N/A	N/A	N/A
3/4"	300	4.62	7.1	14	16	4.62	7.3	14	16
3/4"	600	4.62	7.4	14	16	4.62	7.4	14	16
3/4"	900/1500	5.12	7.8	17	19	5.12	7.8	17	19
3/4"	2500	5.50	8.0	19	21	5.50	8.0	20	22
1"	150	4.25	7.1	13	15	4.25	7.3	14	16
1"	300	4.88	7.2	14	16	4.88	7.4	15	17
1"	600	4.88	7.5	15	17	4.88	7.5	15	17
1"	900/1500	5.88	7.9	19	21	5.88	7.9	20	22
1"	2500	6.25	8.2	23	25	6.25	8.2	23	25
1-1/2"	150	5.00	7.2	15	17	5.00	7.4	15	17
1-1/2"	300	6.12	7.3	17	19	6.12	7.5	18	20
1-1/2"	600	6.12	7.7	19	21	6.12	7.7	19	21
1-1/2"	900/1500	7.00	8.0	24	26	7.00	8.0	25	27
1-1/2"	2500	8.00	8.5	35	37	8.00	8.6	37	39
2"	150	6.00	7.3	17	19	6.00	7.5	18	20
2"	300	6.50	7.4	19	21	6.50	7.6	20	22
2"	600	6.50	7.8	21	23	6.50	7.8	22	24
2"	900/1500	8.50	8.3	34	36	8.50	8.3	36	38
2"	2500	9.25	8.8	47	49	9.25	8.8	49	51

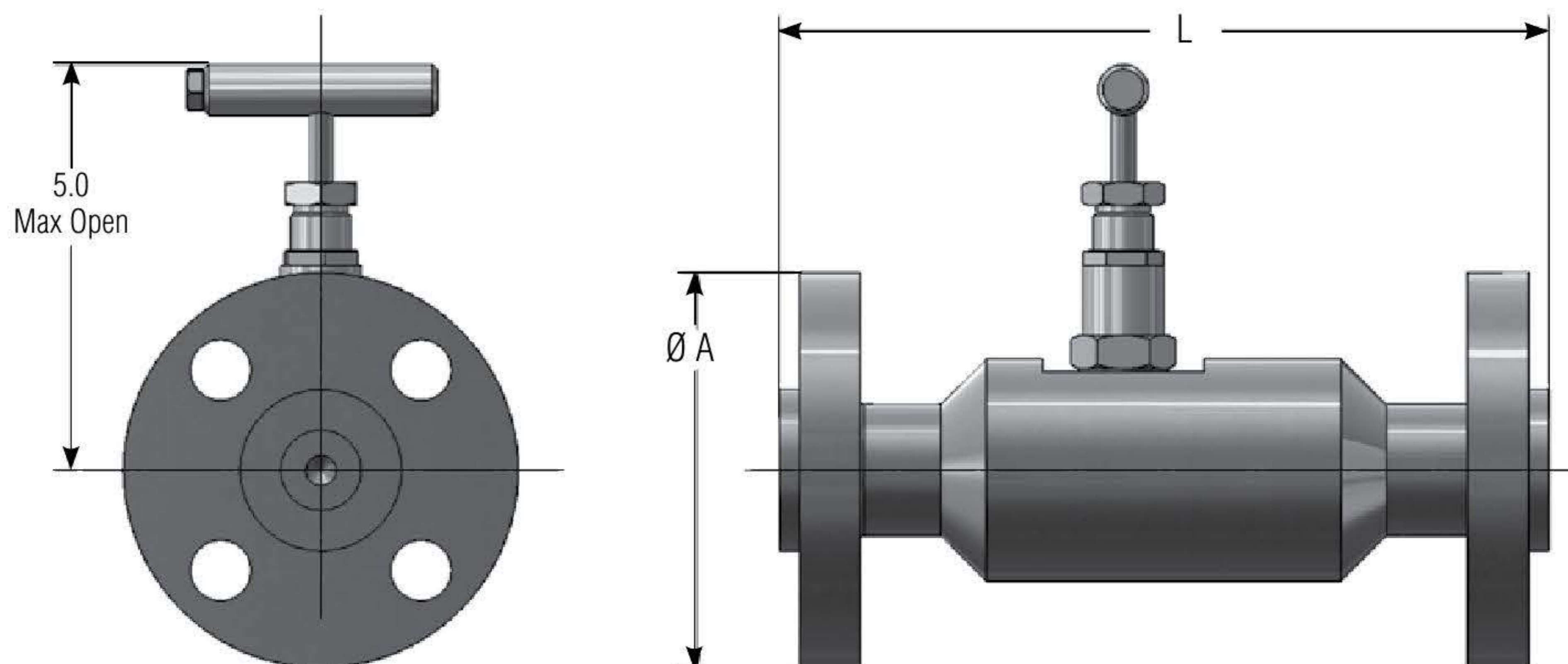


**Hexblok Needle Valve Dimensions & Weights - HK30/31, HK40/41 Single Flange**


Flange Size	B16.34 Pressure Class	HK30/31 RF Single Flange				HK30/31 RTJ Single Flange			
		A	L	Weight HK30	Weight HK31	A	L	Weight HK30	Weight HK31
1/2"	150	3.50	7.0	13	16	N/A	N/A	N/A	N/A
1/2"	300	3.75	7.1	14	17	3.75	7.2	14	17
1/2"	600	3.75	7.3	14	17	3.75	7.3	14	17
1/2"	900/1500	4.75	7.7	16	19	4.75	7.7	17	20
1/2"	2500	5.25	8.0	19	22	5.25	8.0	20	23
3/4"	150	3.88	7.0	14	17	N/A	N/A	N/A	N/A
3/4"	300	4.62	7.1	15	18	4.62	7.3	15	18
3/4"	600	4.62	7.4	15	18	4.62	7.4	15	18
3/4"	900/1500	5.12	7.8	18	21	5.12	7.8	18	21
3/4"	2500	5.50	8.0	20	23	5.50	8.0	21	24
1"	150	4.25	7.1	14	17	4.25	7.3	15	18
1"	300	4.88	7.2	15	18	4.88	7.4	16	19
1"	600	4.88	7.5	16	19	4.88	7.5	16	19
1"	900/1500	5.88	7.9	20	23	5.88	7.9	21	24
1"	2500	6.25	8.2	24	27	6.25	8.2	24	27
1-1/2"	150	5.00	7.2	16	19	5.00	7.4	16	19
1-1/2"	300	6.12	7.3	18	21	6.12	7.5	19	22
1-1/2"	600	6.12	7.7	20	23	6.12	7.7	20	23
1-1/2"	900/1500	7.00	8.0	25	28	7.00	8.0	26	29
1-1/2"	2500	8.00	8.5	36	39	8.00	8.6	38	41
2"	150	6.00	7.3	18	21	6.00	7.5	19	22
2"	300	6.50	7.4	20	23	6.50	7.6	21	24
2"	600	6.50	7.8	22	25	6.50	7.8	23	26
2"	900/1500	8.50	8.3	35	38	8.50	8.3	37	40
2"	2500	9.25	8.8	48	51	9.25	8.8	50	53

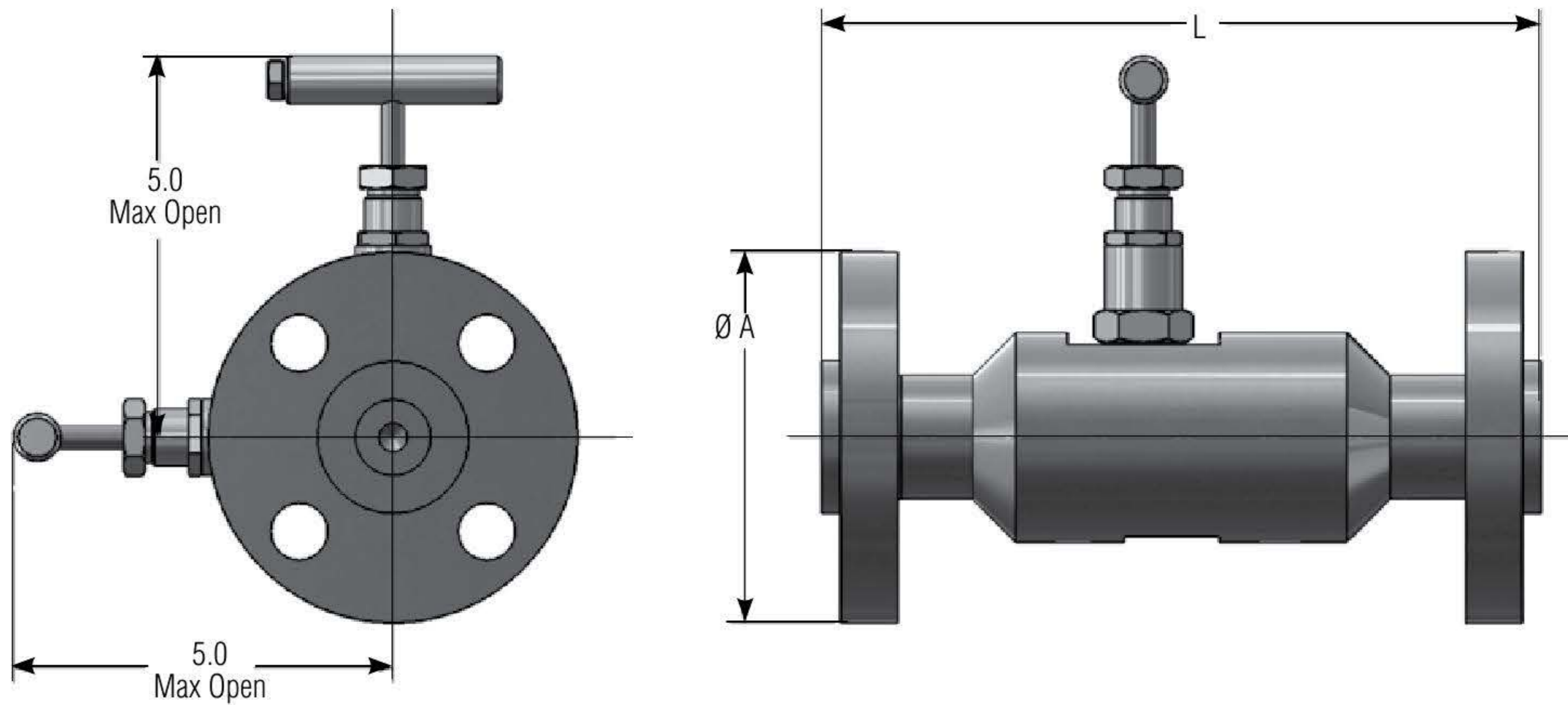


### Hexblok Needle Valve Dimensions & Weights - HK10/11 Double Flange



Flange Size	B16.34 Pressure Class	HK10/11 RF Double Flange				HK10/11 RTJ Double Flange			
		A	L	Weight HK10	Weight HK11	A	L	Weight HK10	Weight HK11
1/2"	150	3.50	8.5	15	16	N/A	N/A	N/A	N/A
1/2"	300	3.75	8.7	16	17	3.75	9.1	15	16
1/2"	600	3.75	9.2	16	17	3.75	9.2	16	17
1/2"	900/1500	4.75	9.9	21	22	4.75	9.9	21	22
1/2"	2500	5.25	10.5	26	27	5.25	10.5	27	28
3/4"	150	3.88	8.6	16	17	N/A	N/A	N/A	N/A
3/4"	300	4.62	8.9	19	20	4.62	9.2	18	19
3/4"	600	4.62	9.4	19	20	4.62	9.4	18	19
3/4"	900/1500	5.12	10.1	24	25	5.12	10.1	24	25
3/4"	2500	5.50	10.6	29	30	5.50	10.6	29	30
1"	150	4.25	8.7	17	18	4.25	9.1	17	18
1"	300	4.88	9.0	18	19	4.88	9.4	19	20
1"	600	4.88	9.5	20	21	4.88	9.5	20	21
1"	900/1500	5.88	10.4	29	30	5.88	10.4	29	30
1"	2500	6.25	10.9	36	37	6.25	10.9	36	37
1-1/2"	150	5.00	9.0	20	21	5.00	9.4	20	21
1-1/2"	300	6.12	9.2	25	26	6.12	9.6	26	27
1-1/2"	600	6.12	9.9	28	29	6.12	9.9	28	29
1-1/2"	900/1500	7.00	10.6	39	40	7.00	10.6	40	41
1-1/2"	2500	8.00	11.6	60	61	8.00	11.7	63	64
2"	150	6.00	9.1	24	25	6.00	9.5	25	26
2"	300	6.50	9.4	28	29	6.50	9.9	29	30
2"	600	6.50	10.1	32	33	6.50	10.2	33	34
2"	900/1500	8.50	11.1	59	60	8.50	11.2	61	62
2"	2500	9.25	12.1	84	85	9.25	12.2	87	88

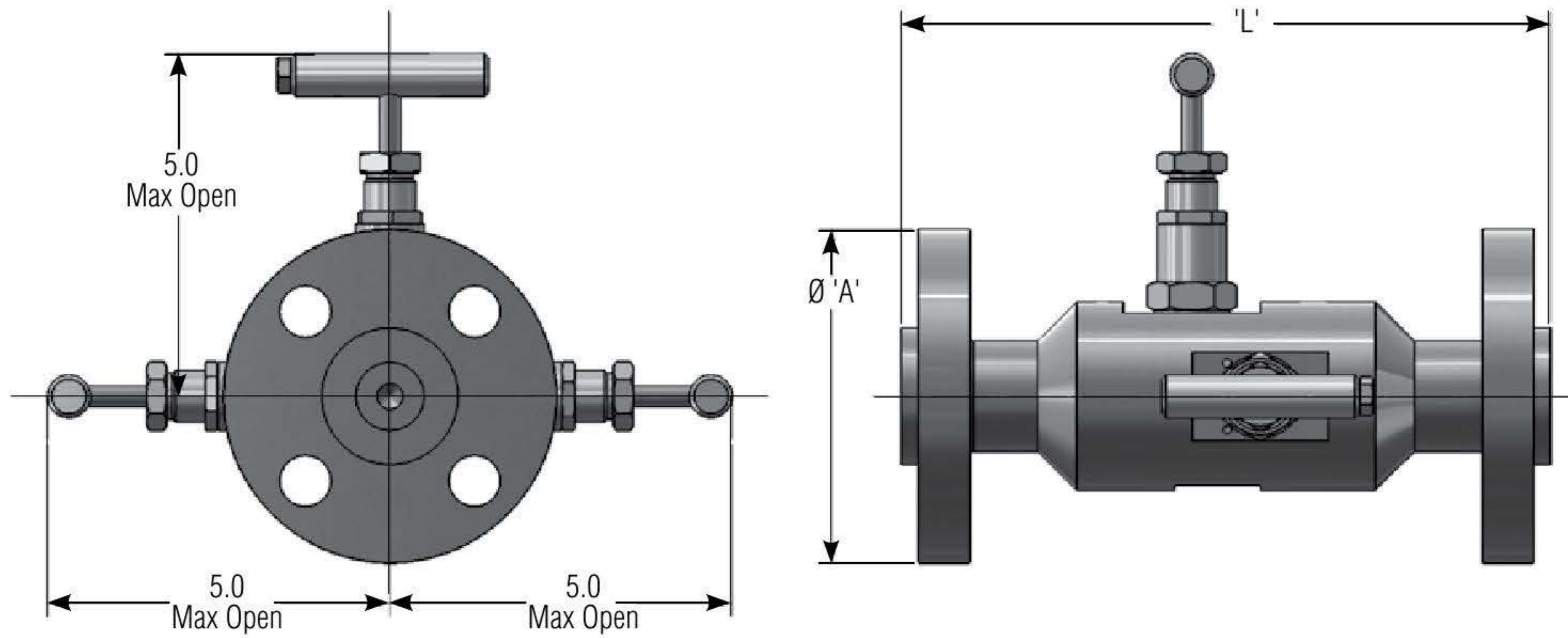


**Hexblok Needle Valve Dimensions & Weights - HK20/21 Double Flange**


Flange Size	B16.34 Pressure Class	HK20/21 RF Double Flange				HK20/21 RTJ Double Flange			
		A	L	Weight HK20	Weight HK21	A	L	Weight HK20	Weight HK21
1/2"	150	3.50	8.5	16	18	N/A	N/A	N/A	N/A
1/2"	300	3.75	8.7	17	19	3.75	9.1	16	18
1/2"	600	3.75	9.2	17	19	3.75	9.2	17	19
1/2"	900/1500	4.75	9.9	22	24	4.75	9.9	22	24
1/2"	2500	5.25	10.5	27	29	5.25	10.5	28	30
3/4"	150	3.88	8.6	17	19	N/A	N/A	N/A	N/A
3/4"	300	4.62	8.9	20	22	4.62	9.2	19	21
3/4"	600	4.62	9.4	20	22	4.62	9.4	19	21
3/4"	900/1500	5.12	10.1	25	27	5.12	10.1	25	27
3/4"	2500	5.50	10.6	30	32	5.50	10.6	30	32
1"	150	4.25	8.7	18	20	4.25	9.1	18	20
1"	300	4.88	9.0	19	21	4.88	9.4	20	22
1"	600	4.88	9.5	21	23	4.88	9.5	21	23
1"	900/1500	5.88	10.4	30	32	5.88	10.4	30	32
1"	2500	6.25	10.9	37	39	6.25	10.9	37	39
1-1/2"	150	5.00	9.0	21	23	5.00	9.4	21	23
1-1/2"	300	6.12	9.2	26	28	6.12	9.6	27	29
1-1/2"	600	6.12	9.9	29	31	6.12	9.9	29	31
1-1/2"	900/1500	7.00	10.6	40	42	7.00	10.6	41	43
1-1/2"	2500	8.00	11.6	61	63	8.00	11.7	64	66
2"	150	6.00	9.1	25	27	6.00	9.5	26	28
2"	300	6.50	9.4	29	31	6.50	9.9	30	32
2"	600	6.50	10.1	33	35	6.50	10.2	34	36
2"	900/1500	8.50	11.1	60	62	8.50	11.2	62	64
2"	2500	9.25	12.1	85	87	9.25	12.2	88	90



### Hexblok Needle Valve Dimensions & Weights - HK30/31, HK 40/41 Double Flange



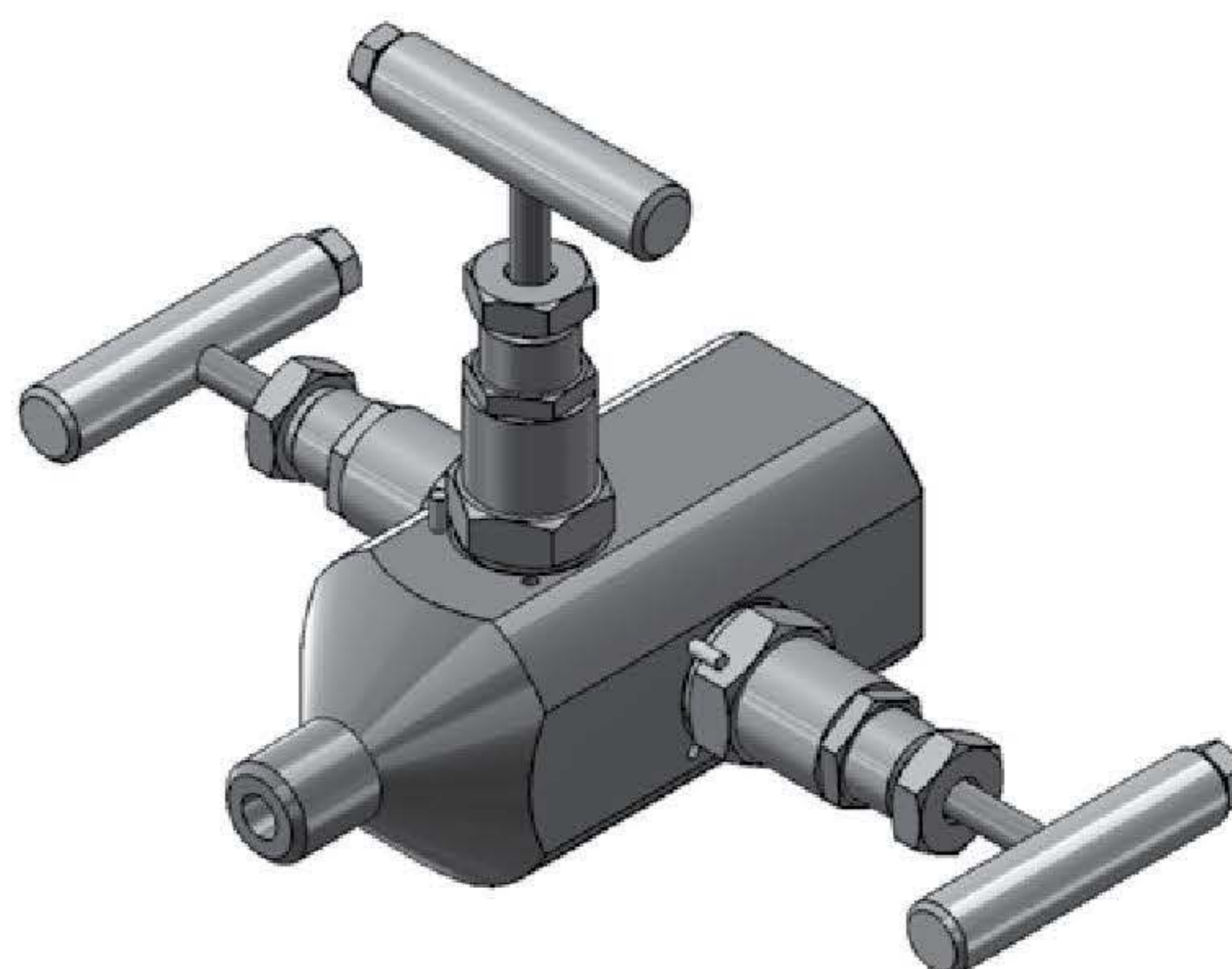
Flange Size	B16.34 Pressure Class	HK30/31 RF Double Flange			HK30/31 RTJ Double Flange				
		A	L	Weight HK30	Weight HK31	A	L	Weight HK30	Weight HK31
1/2"	150	3.50	8.5	17	20	N/A	N/A	N/A	N/A
1/2"	300	3.75	8.7	18	21	3.75	9.1	17	20
1/2"	600	3.75	9.2	18	21	3.75	9.2	18	21
1/2"	900/1500	4.75	9.9	23	26	4.75	9.9	23	26
1/2"	2500	5.25	10.5	28	31	5.25	10.5	29	32
3/4"	150	3.88	8.6	18	21	N/A	N/A	N/A	N/A
3/4"	300	4.62	8.9	21	24	4.62	9.2	20	23
3/4"	600	4.62	9.4	21	24	4.62	9.4	20	23
3/4"	900/1500	5.12	10.1	26	29	5.12	10.1	26	29
3/4"	2500	5.50	10.6	31	34	5.50	10.6	31	34
1"	150	4.25	8.7	19	22	4.25	9.1	19	22
1"	300	4.88	9.0	20	23	4.88	9.4	21	24
1"	600	4.88	9.5	22	25	4.88	9.5	22	25
1"	900/1500	5.88	10.4	31	34	5.88	10.4	31	34
1"	2500	6.25	10.9	38	41	6.25	10.9	38	41
1-1/2"	150	5.00	9.0	22	25	5.00	9.4	22	25
1-1/2"	300	6.12	9.2	27	30	6.12	9.6	28	31
1-1/2"	600	6.12	9.9	30	33	6.12	9.9	30	33
1-1/2"	900/1500	7.00	10.6	41	44	7.00	10.6	42	45
1-1/2"	2500	8.00	11.6	62	65	8.00	11.7	65	68
2"	150	6.00	9.1	26	29	6.00	9.5	27	30
2"	300	6.50	9.4	30	33	6.50	9.9	31	34
2"	600	6.50	10.1	34	37	6.50	10.2	35	38
2"	900/1500	8.50	11.1	61	64	8.50	11.2	63	66
2"	2500	9.25	12.1	86	89	9.25	12.2	89	92



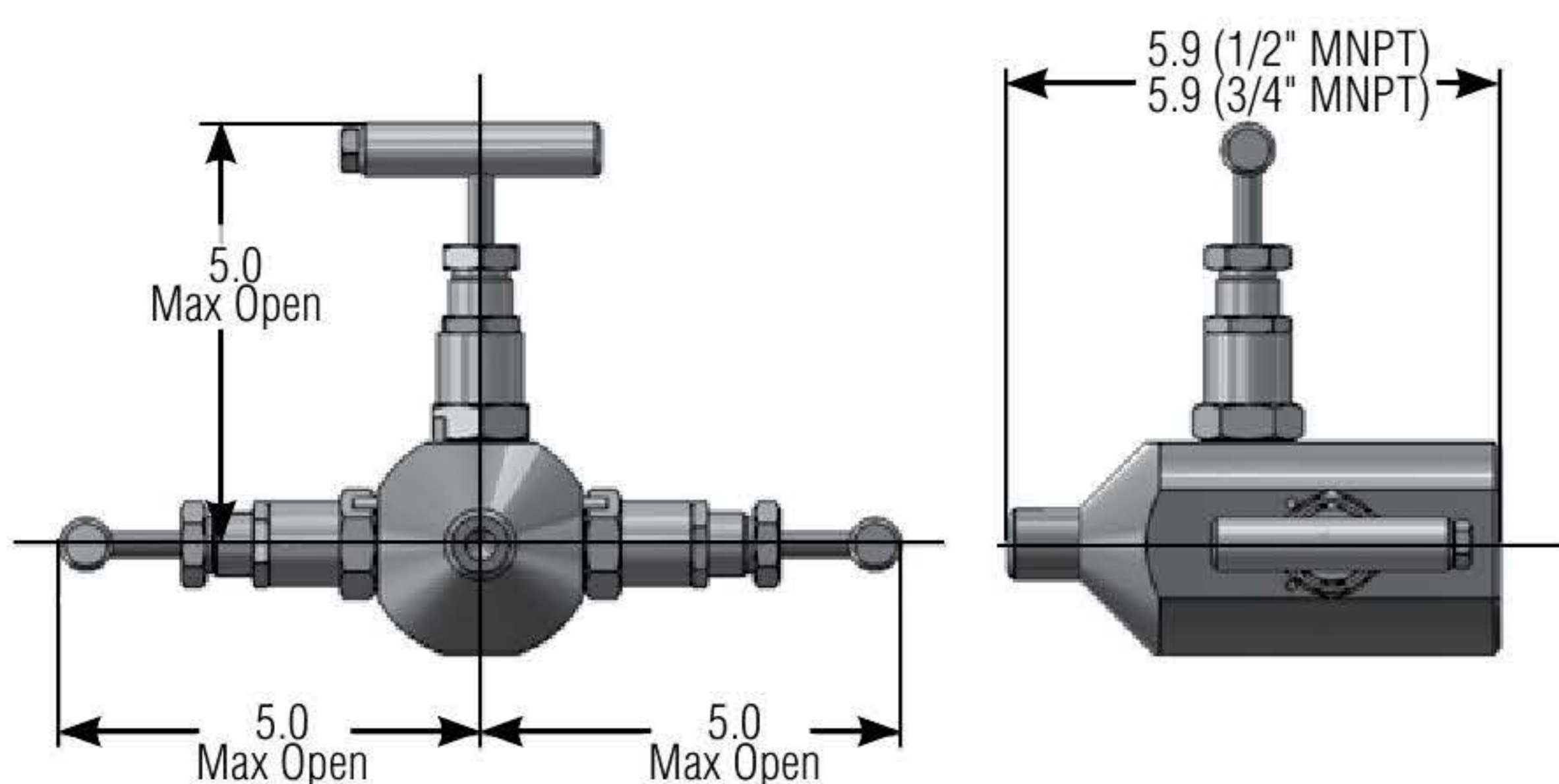
### NPT x NPT Hexblok - Needle Valve

- 1/4", 1/2", 9/16", 3/4", 1" sizes available.
- Forged body design provides the strength needed to keep this valve small and compact.
- Pressure ranges of 6,000 psi and 10,000 psi.
- Lower cost, less weight, and smaller size than standard piping methods makes this the perfect valve for instrumentation pressure points.
- Available in many grades of material (Stainless Steel, Duplex, Super-Duplex, etc.)

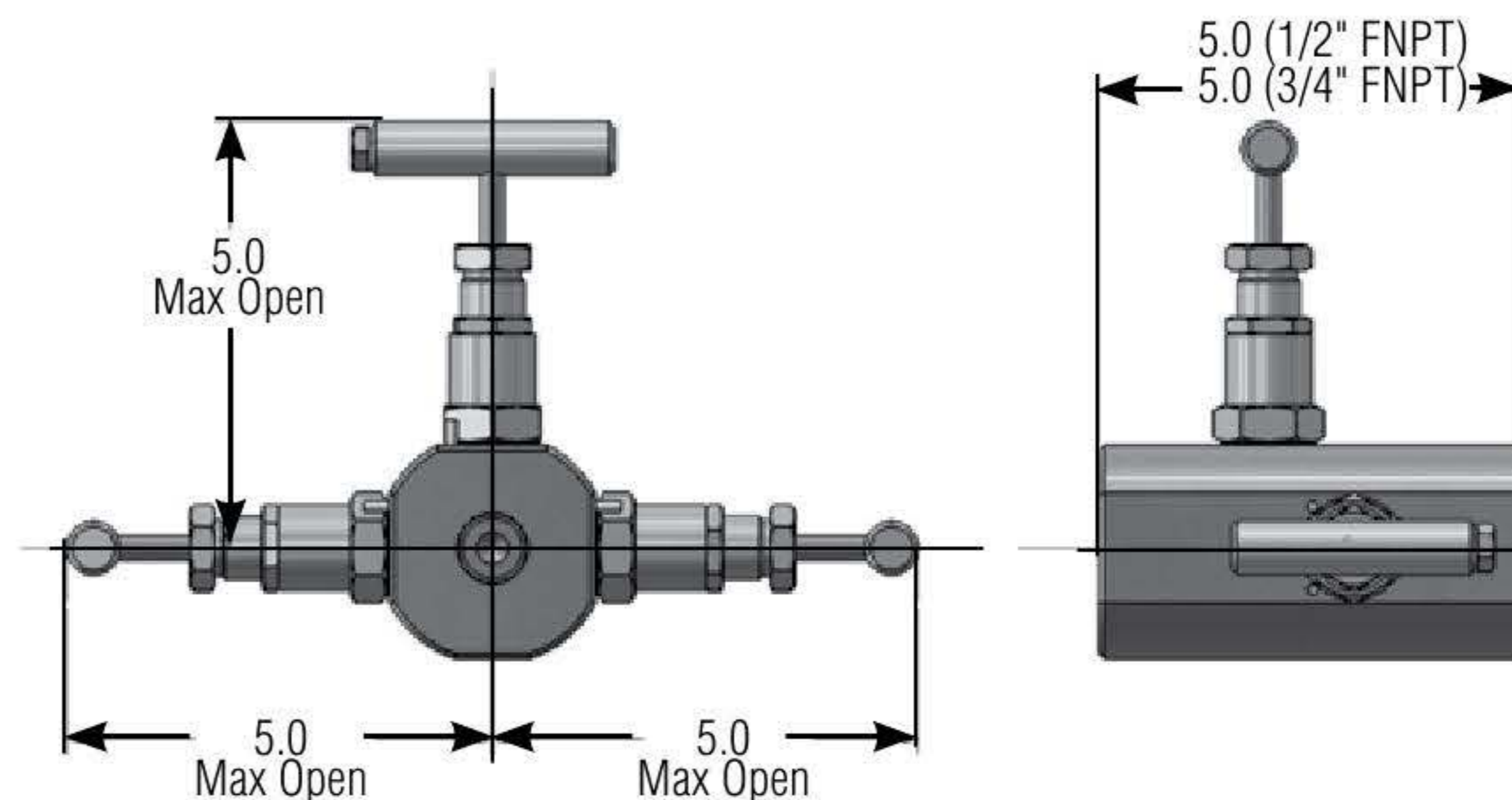
### HK30 MNPTxFNPT



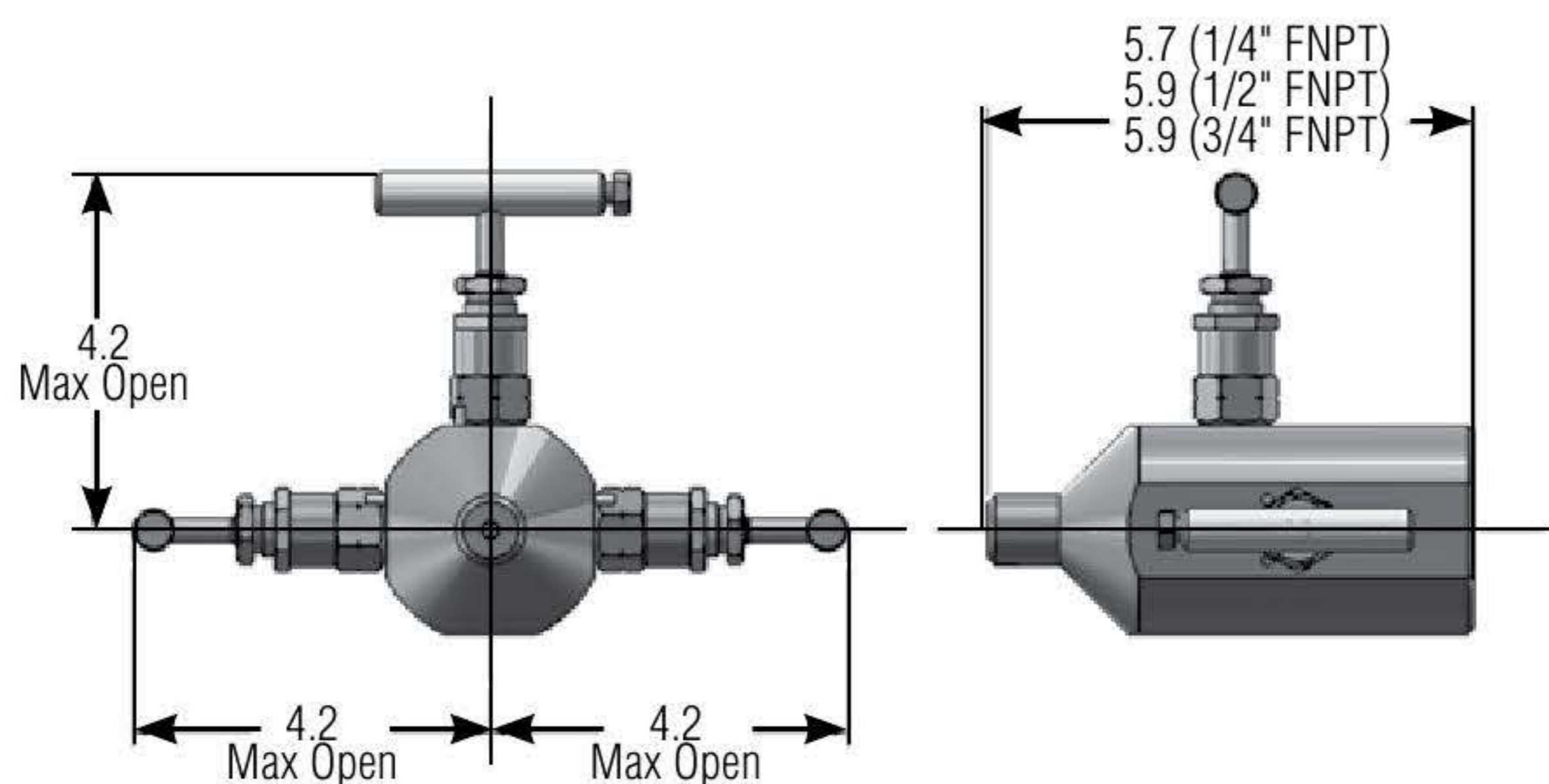
### MNPTxFNPT (HK30 Shown)



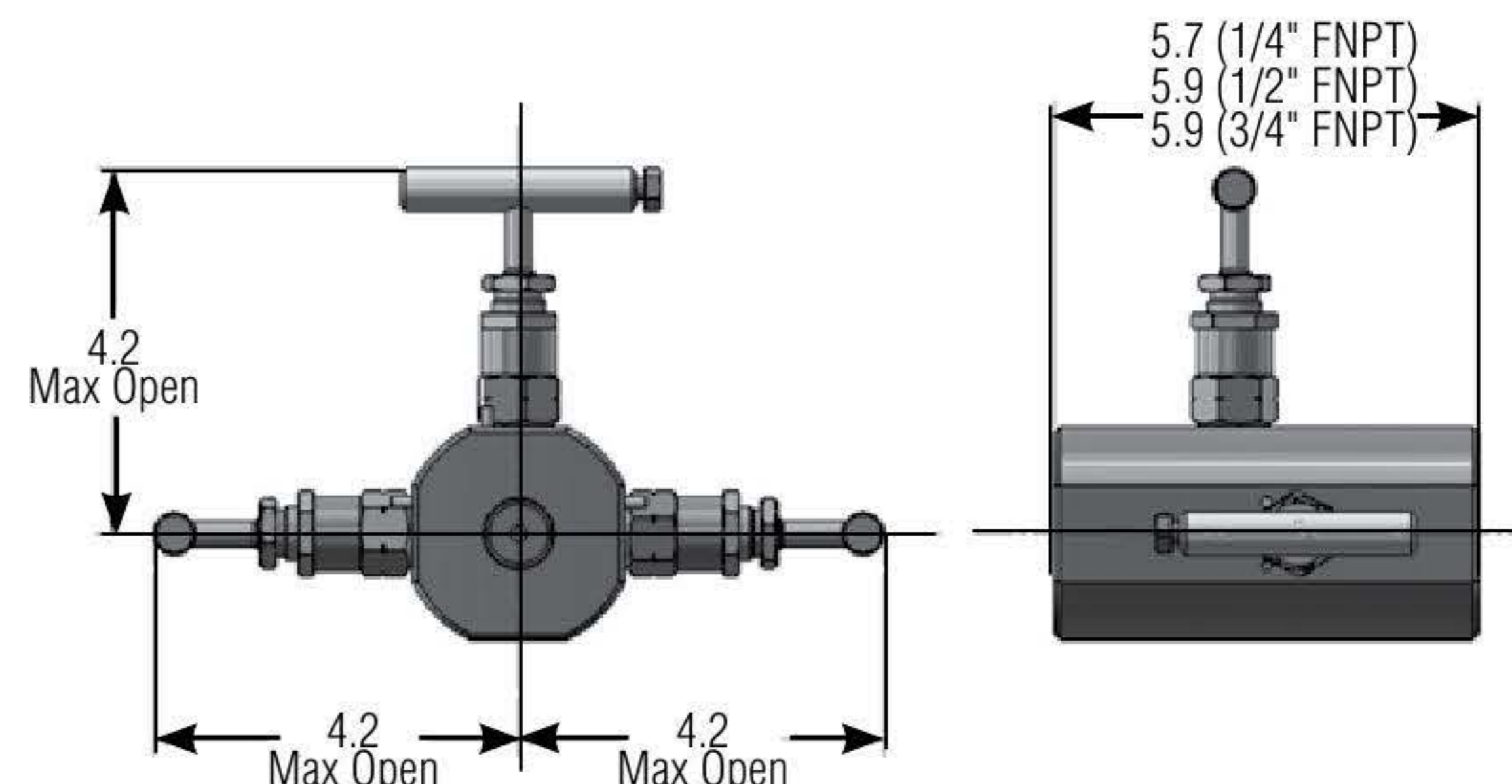
### FNPTxFNPT (HK30 Shown)



### 10,000 PSI MNPTxFNPT (HK30 Shown)



### 10,000 PSI FNPTxFNPT (HK30 Shown)





### Materials of Construction - Hexblok Globe Style Valve

Item	Description	Material Code 'U' / 'D'	Material Code 'Y' / '3'	Material Code 'P' / 'N'	Exotic (Note 2)
1	Body	316 SS / 316 SS Nace	316L SS / 316L SS Nace	A105 / A105 Nace (Note 1)	Exotic
2	Bonnet	316 SS / 316 SS Nace	316L SS / 316L SS Nace	316 SS / 316 SS Nace	Exotic
3	Packing Follower	303 SS	303 SS	303 SS	303 SS
4	Packing	PTFE or Graphite	PTFE or Graphite	PTFE or Graphite	PTFE or Graphite
5	Retaining Ring	316 SS / 316 SS Nace	316L SS / 316L SS Nace	316 SS / 316 SS Nace	Exotic
6	Stem	316 SS / 316 SS Nace	316L SS / 316L SS Nace	316 SS / 316 SS Nace	Exotic
7	Tip	316 SS / 316 SS Nace	316L SS / 316L SS Nace	316 SS / 316 SS Nace	Exotic
8	Locknut	303 SS	303 SS	303 SS	303 SS
9	Handle	303 SS	303 SS	303 SS	303 SS
10	Yoke (Note 3)	316 SS	316 SS	316 SS	316 SS
11	Yoke Ring (Note 3)	316 SS	316 SS	316 SS	316 SS

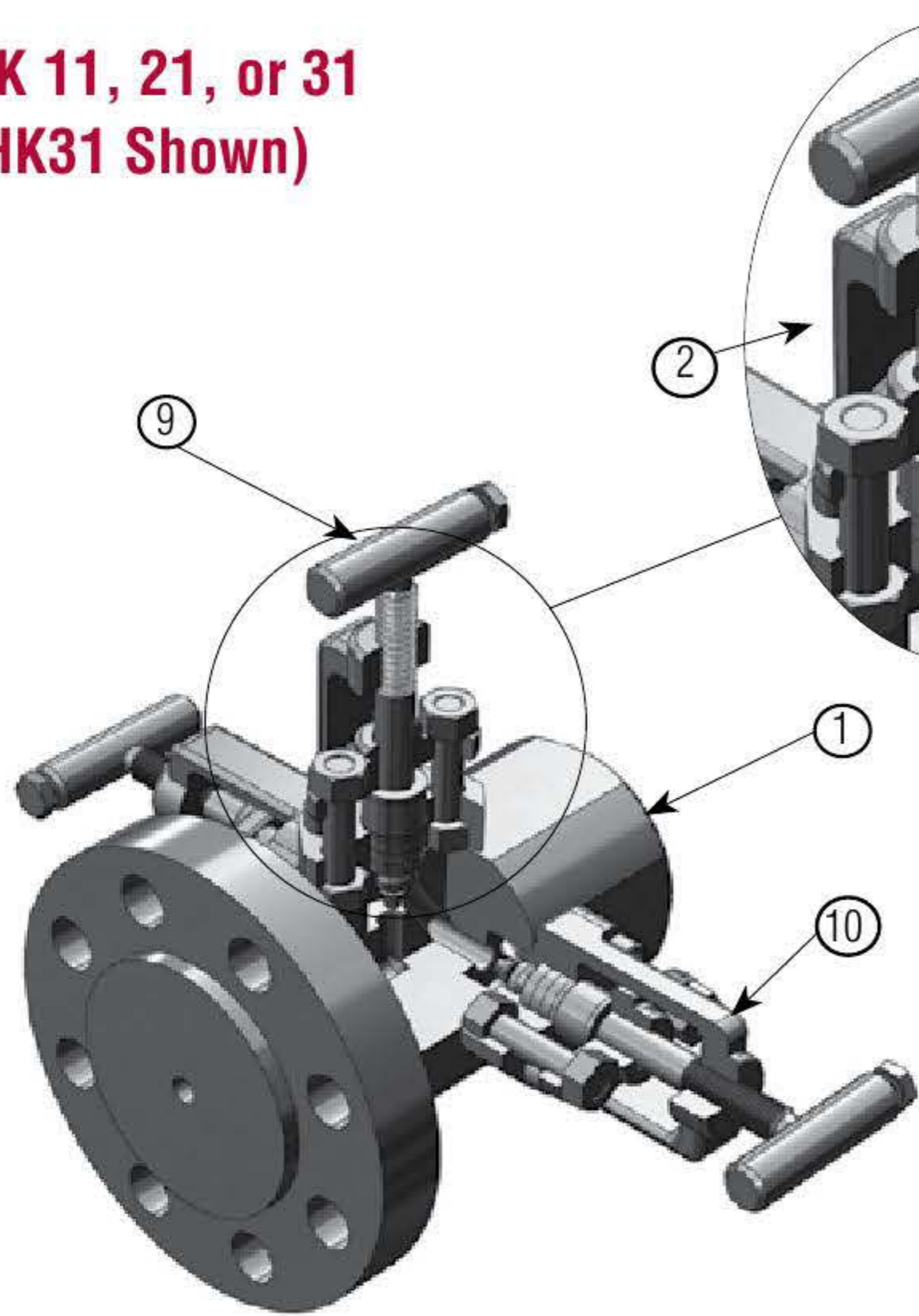
Notes:

1 - Carbon steel valve bodies and components are zinc plated

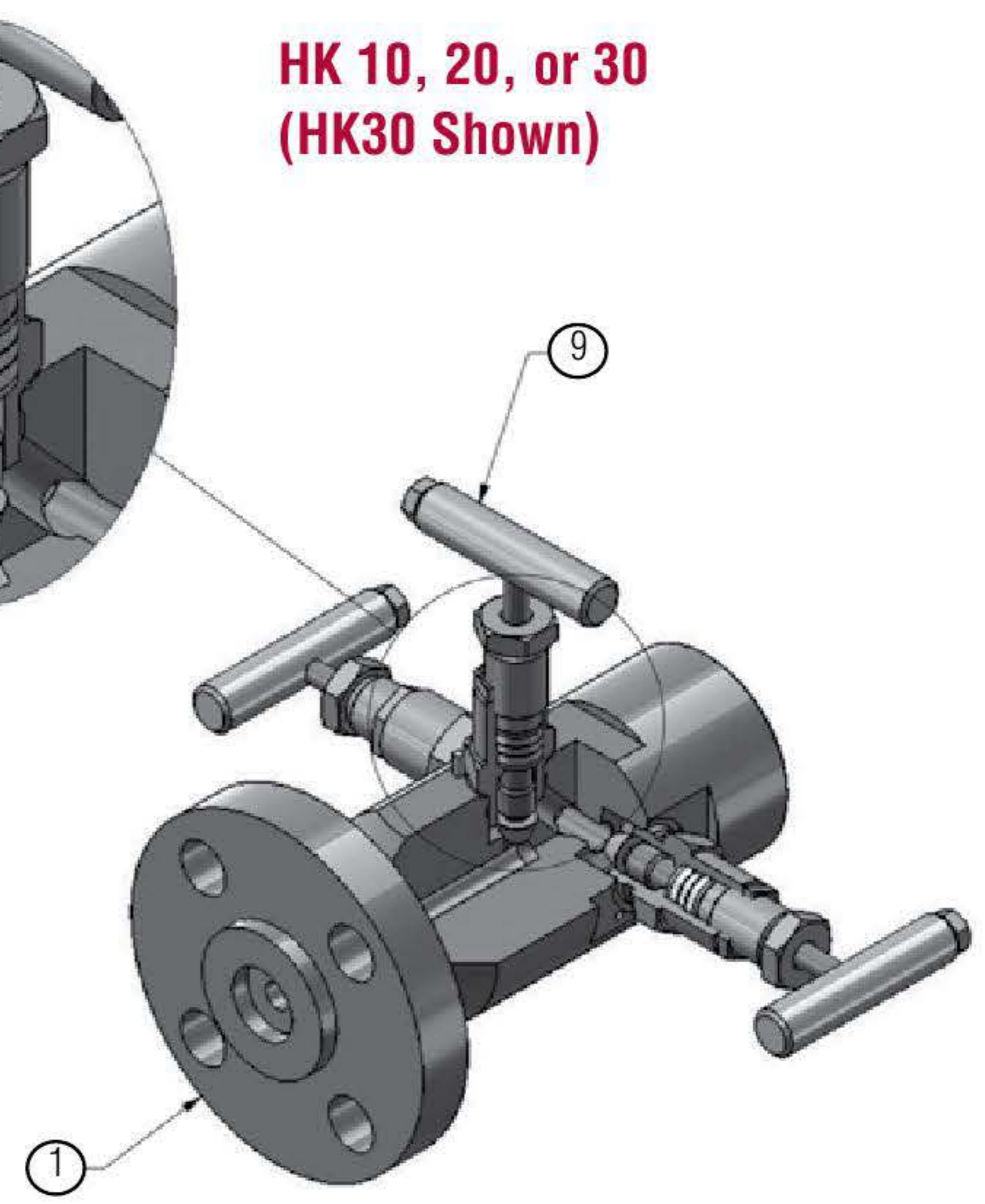
2 - See product designator (next page) for full list of materials

3 - HK11, HK21, HK31, & HK41 Only

#### HK 11, 21, or 31 (HK31 Shown)



#### HK 10, 20, or 30 (HK30 Shown)





MODEL	BODY CONFIG.	BODY MAT'L	INLET SIZE	INLET TYPE	OUTLET SIZE	OUTLET TYPE	STEM/TIP	SEAT MAT'L	PACKING	OPTION	OPTION
HK10	2	2	3	C	3	1	4	1	3	A	8

MODEL	TYPE
HK10	Single Block Screwed Bonnet
HK11	Single Block OS&Y Bonnet
HK20	Single Block & Bleed Screwed Bonnet
HK21	Single Block & Bleed OS&Y Bonnet
HK30	*Double Block & Bleed Screwed Bonnet
HK31	*Double Block & Bleed OS&Y Bonnet
HK40	**Double Block & Bleed Screwed Bonnet
HK41	**Double Block & Bleed OS&Y Bonnet

\* Block > Bleed > Block \*\* Block > Block > Bleed

BODY CONFIGURATION	
1	Hard Seat Block Valve(s)
2	Soft Seat Block Valve(s)
3	Hard Seat Primary and Vent Valve and Soft Seat Secondary Block Valve (HK30 and HK31 only)

# 2 & 3 - soft seat is limited to 200°F and 1500 psi (103°C and 93 bar)

Vent valve always hard seat

BODY MATERIAL	
U	316SS (forged)
D	316SS NACE (forged)
Y	A182F 316L (forged)
3	A182F 316L NACE (forged)
P	Carbon Steel A105
N	Carbon Steel, A105 NACE
6	Duplex A182 F51 (forged)
4	Super Duplex A182 F55 (forged)
H	Hastelloy C
X	Alloy 20
K	Low Temp CS A350 LF2 (forged)
7	Inconel 625
I	Incoloy 825
M	Monel 400 (forged)

INLET SIZE	
1	1/4" (DN8)
2	3/8" (DN10)
3	1/2" (DN15)
4	3/4" (DN20)
5	1" (DN25)
6	1-1/2" (DN40)
7	2" (DN50)

INLET TYPE	
1	MNPT
3	FNPT
4	FSW
C	150# RF
D	300# RF
G	600# RF
H	900/1500# RF
K	2500# RF
L	150# RTJ
M	300# RTJ
N	600# RTJ
P	900/1500# RTJ
R	2500# RTJ

OUTLET SIZE	
1	1/4"
2	3/8"
3	1/2" (DN15)
4	3/4" (DN20)
5	1" (DN25)
6	1-1/2" (DN40)
7	2" (DN50)
9	Flanged - Same as inlet

OUTLET TYPE	
1	FNPT
7	MNPT
2	FSW
9	Flanged - Same as inlet

BALL & STEM / NRT (VENT VALVE)	
4	316/316 Stem w/ NRT tip
3	316/316 NACE Stem w/ NRT tip
5	316/Stellite Stem w/ NRT tip
K	316/Monel Stem w/ NRT tip
Y	316L/316L Stem w/ NRT tip
A	316L/316L NACE Stem w/ NRT tip
M	Duplex/Duplex Stem w/ NRT tip
C	Super Duplex/Super Duplex Stem w/ NRT tip
D	Hastelloy C/Hastelloy C Stem w/ NRT tip
G	Alloy 20/Alloy 20 Stem w/ NRT tip
6	I-625/I-625 Stem w/ NRT tip
7	I-825/I-825 Stem w/ NRT tip
B	Monel/Monel Stem w/ NRT tip

Note: For different NRT tip material, contact factory

SEAT MATERIAL	
1	Integral Seat
2	* Teflon (Body configuration "2" and "3" only)

\* Contact factory for other seat materials

PACKING	
2	Teflon Packing
3	Graphite Packing (fire safe selection)

OPTION*	
M	Two Outlets
N	Three Outlets
S	Swivel Adapter**
C	Plugged vent option (same material as body)
D	1/4" Vent Port
6	100% 316 non-wet parts
8	Tamper Proof/Lockout Handle - Block Valve(s)
9	Tamper Proof/Lockout Handle - Vent Valve
G	Bonnet Grease Fitting

\*Note: Choose any two options in alpha-numerical order


\*\* Consult factory for swivel adapter ordering options




## API 6A Flanged Hexbloks - Ball and Needle

- Flange sizes of 1-13/16", 2-1/16", and 2-9/16"
- Flange types 2,000, 3,000, 5,000, and 10,000 API.
- API 607 6th addition fire safe.
- Heavy duty hex valve non-rotating tip designed needle valve.
- 10mm and 15mm bore sizes are available.
- Single or double flange configurations are available.
- Large variety of materials are available (Stainless Steel, Duplex, Super-Duplex, Inconel, etc.)

### HK32

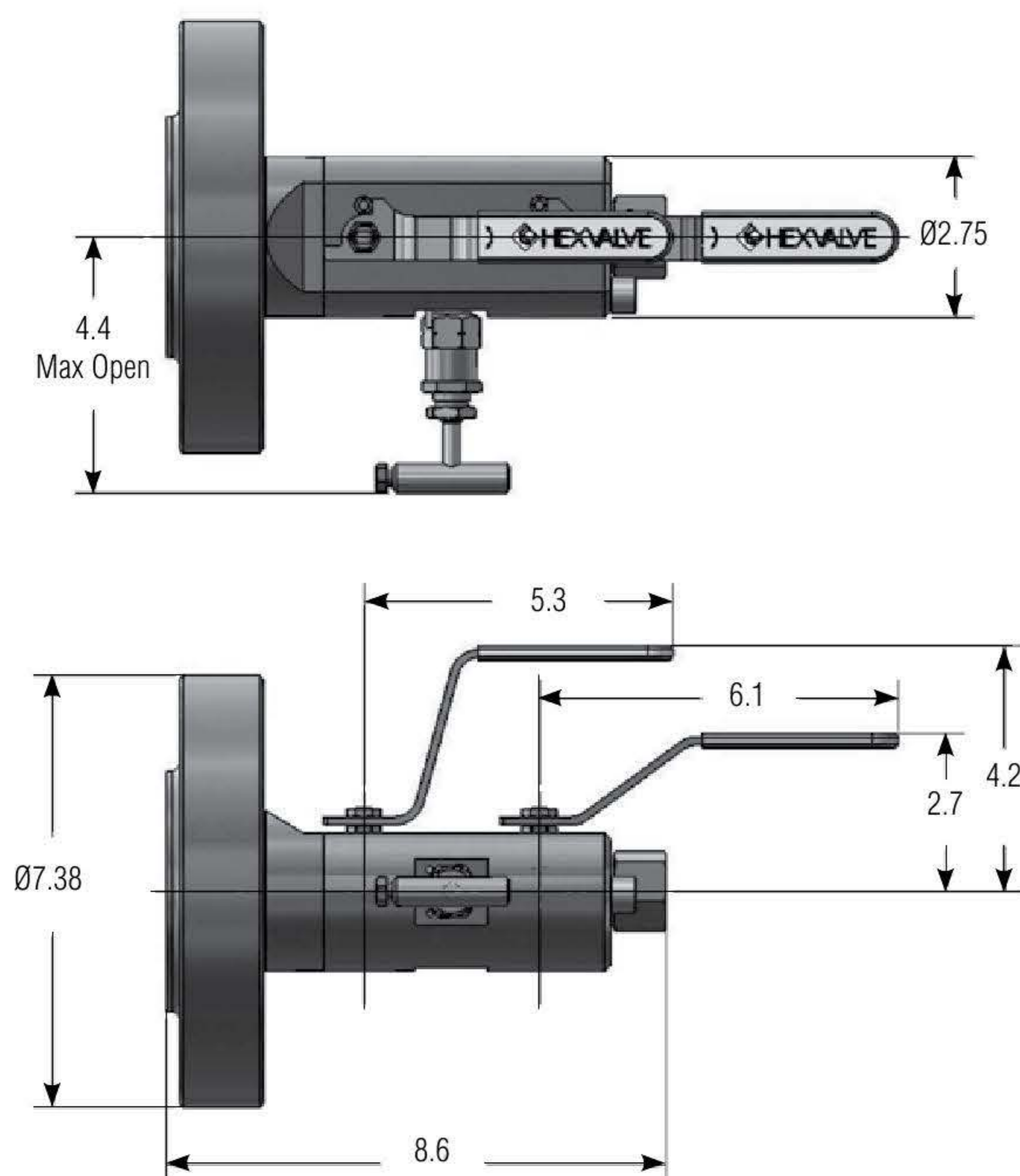


### HK30

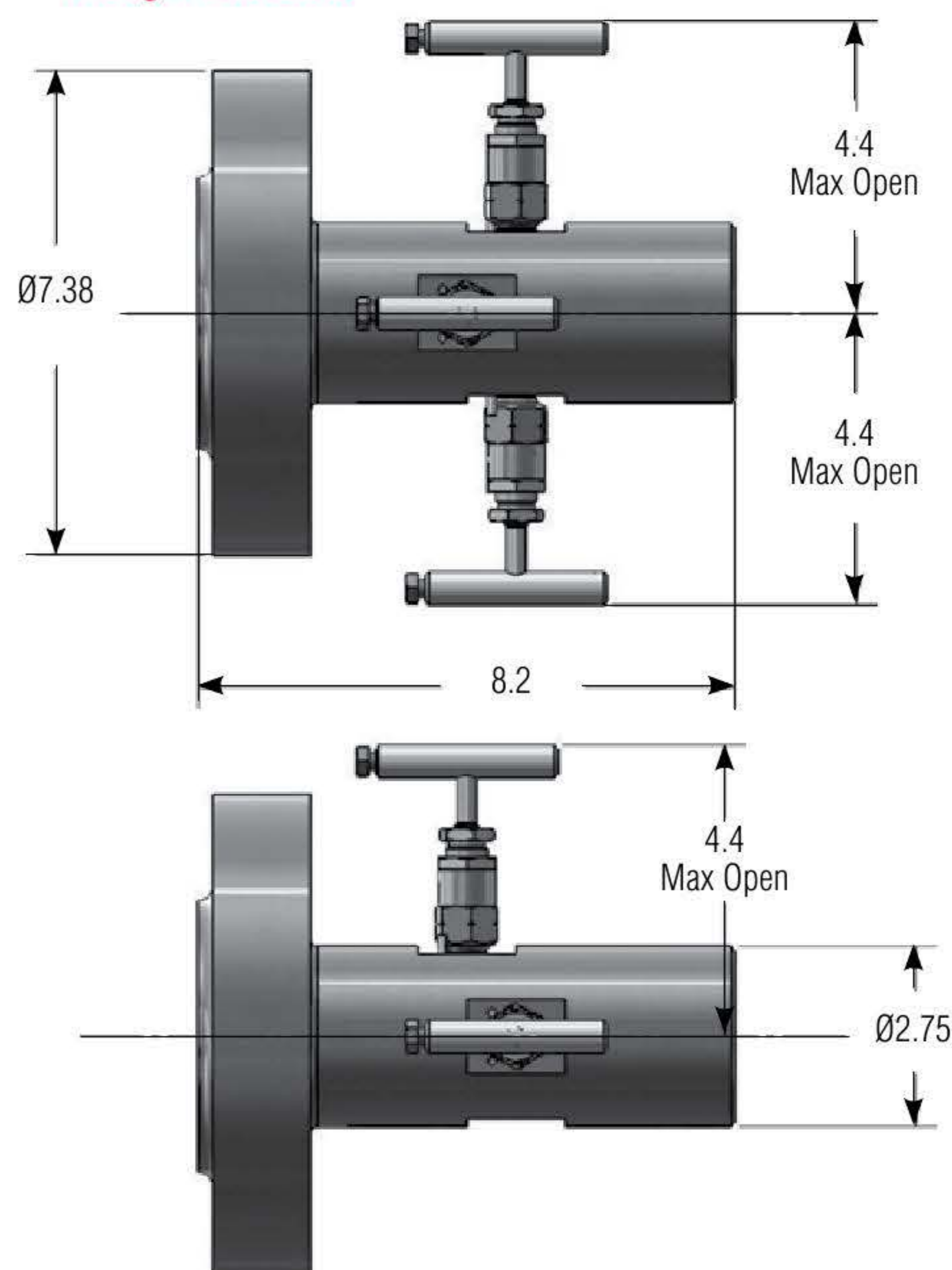


## Dimensions (API 1-13/16" 10,000 PSI Flange x 1/2" FNPT Shown)

**HK32**  
 Weight = 28lbs



**HK30**  
 Weight = 30lbs





MODEL	BODY CONFIG.	BODY MAT'L	INLET SIZE	INLET TYPE	OUTLET SIZE	OUTLET TYPE	BALL & STEM/TIP	BALL SEAT MAT'L	PACKING	OPTION	OPTION
HK22	0	U	N	A	D	S	4	3	2	M	D

MODEL	TYPE
HK10	Single Block Screwed Bonnet
HK12	Single Block Ball
HK20	Single Block & Bleed Screwed Bonnet
HK22	Single Block Ball & Bleed (vent)
HK30	* Double Block & Bleed Screwed Bonnet
HK32	* Double Block Ball & Bleed (vent)
HK42	** Double Block Ball & Bleed (vent)

\* Block > Bleed > Block configuration

\*\* Block > Block > Bleed configuration

BODY CONFIGURATION	
A	10mm 2,000 PSI Soft Seat Primary & Secondary Block Valves, with Hard Seat Vent Valve
B	10mm 3,000 PSI Soft Seat Primary & Secondary Block Valves, with Hard Seat Vent Valve
C	10mm 5,000 PSI Soft Seat Primary & Secondary Block Valves, with Hard Seat Vent Valve
0	10mm 10,000 PSI Soft Seat Primary & Secondary Block Valves, with Hard Seat Vent Valve

BODY MATERIAL	
U	316SS (forged)
D	316SS NACE (forged)
Y	A182F 316L (forged)
3	A182F 316L NACE (forged)
P	Carbon Steel A105
N	Carbon Steel, A105 NACE
6	Duplex A182 F51 (forged)
4	Super Duplex A182 F55 (forged)
H	Hastelloy C
X	Alloy 20
K	Low Temp CS A350 LF2 (forged)
7	Inconel 625
I	Incoloy 825
M	Monel 400 (forged)

INLET SIZE	
C	5/16"
3	1/2"
D	9/16"
4	3/4"
N	1-13/16"
O	2-1/16"
P	2-9/16"

INLET TYPE	
A	API 6A - BX Ring Groove
S	Medium Pressure Cone & Thread Fitting
T	High Pressure Cone & Thread Fitting
1	MNPT
3	FNPT
4	FSW

OUTLET SIZE	
C	5/16"
3	1/2"
D	9/16"
4	3/4"
N	1-13/16"
O	2-1/16"
P	2-9/16"

OUTLET TYPE	
A	API 6A - BX Ring Groove
S	Medium Pressure Cone & Thread Fitting
T	High Pressure Cone & Thread Fitting
1	MNPT
3	FNPT
4	FSW

BALL & STEM / NRT (VENT VALVE)	
4	316/316 Stem w/ NRT tip
3	316/316 NACE Stem w/ NRT tip
5	316/Stellite Stem w/ NRT tip
K	316/Monel Stem w/ NRT tip
Y	316L/316L Stem w/ NRT tip
A	316L/316L NACE Stem w/ NRT tip
M	Duplex/Duplex Stem w/ NRT tip
C	Super Duplex/Super Duplex Stem w/ NRT tip
D	Hastelloy C/Hastelloy C Stem w/ NRT tip
G	Alloy 20/Alloy 20 Stem w/ NRT tip
6	I-625/I-625 Stem w/ NRT tip
7	I-825/I-825 Stem w/ NRT tip
B	Monel/Monel Stem w/ NRT tip

Note: For different NRT tip material, contact factory

BALL SEAT MATERIAL	
3	PEEK (standard)
4	C-PEEK (req'd for 10,000 PSI)

Contact factory for other seat materials

PACKING	
2	Teflon Packing
3	Graphite Packing (fire safe selection)

OPTION*	
M	Two Outlets
N	Three Outlets
6	100% 316 non-wet parts
S	Swivel Adapter**
C	Plugged vent option (same material as body)
V	OS&Y Bonnet - Vent Valve
D	1/4" Vent Port
9	Tamper Proof/Lockout Handle - Vent Valve

\*Note: Choose any two options in alpha-numerical order

\*\*Consult factory for swivel adapter ordering options





## Hexblok Valves

ANSI 150# up to 2500# Class and API 10K  
RF or RTJ Flanges & Threaded Ends  
OS&Y and Screwed Bonnet Needle Valve



A Division of Richards Industries  
3170 Wasson Road  
Cincinnati, OH 45209

Toll Free. 800.543.7311  
Local. 513.533.5600  
Fax. 513.871.0105

[www.hexvalve.com](http://www.hexvalve.com)