



— MODEL — **X143IP**

Intermediate Power Generator

Product Description

The X143IP Intermediate Power Generator is a self-contained, power generation system designed to be mounted on a Cla-Val Automatic Control Valve.

The X143IP uses the pressure drop across the valve to produce up to 14 watts of power to run electronic equipment located at the valve site.

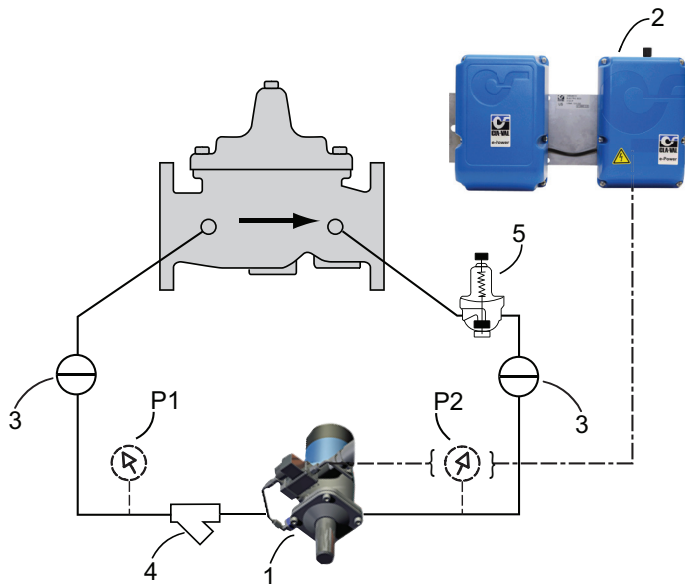
Product Features

- Designed to be installed within the pilot system of a Cla-Val Automatic Control Valve
- Factory installed or field retrofittable to an existing valve
- Up to 14 watts continuous draw
- Up to 42 watts non-continuous draw
- 12 psi differential pressure minimum at 15 gpm
- 12 Volt Battery with 12 and/or 24 VDC Output
- Automatic shutdown of the X143IP when battery is fully charged helps to maximize both battery and generator life span
- Applications include powering electronic valve controls, data loggers, position controls and communications equipment



patent pending

Typical Schematic Diagram



Supplied Equipment

- 1 Power Generator Unit
- 2 Electronics & Battery Housing
- 3 CK2 Isolation Valve
- 4 X43 "Y" Strainer

Optional Equipment

- P X141 Pressure Gauge
- 5 CRD-L Pressure Reducing Valve

Note: Maximum inlet pressure is 150 psi.
Please consult factory if pressure is above 150 psi.

Power Generator Specifications

- 12V DC or 24V DC output
- 12 PSI minimum differential pressure required
- Up to 14 watts generator power output
- 3/4-inch female connection
- Upper recharging threshold: 13.5 VDC
- Lower recharging threshold: 12 VDC



1



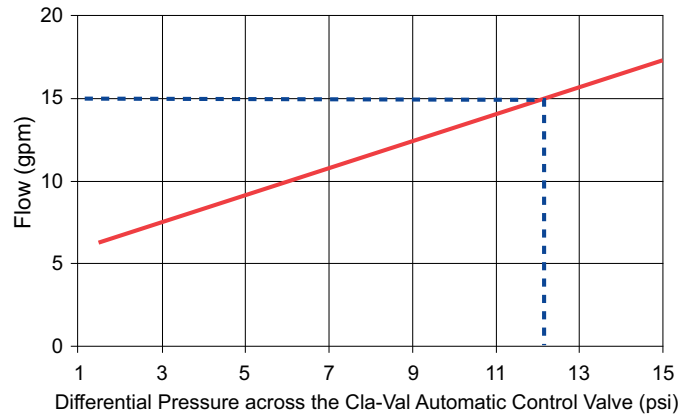
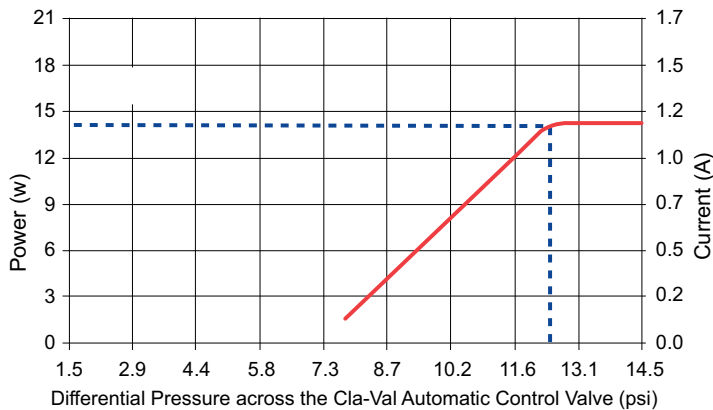
2

visit www.cla-val.com
to learn more about this and other
Electronic Products

Power Output

Voltage Output	Maximum Continuous (24h/24)	Maximum Non-Continuous
12 volts	1.2 A (14 W)	3.5 A (42 W)
24 volts	0.6 A (14 W)	1.7 A (42 W)

Power and Flow Charts



Typical Installation: Pressure Reducing Valve Station X143IP providing power to operate electronic valve controls, and the Cla-Val X144 e-FlowMeter

Easy retrofit: The X143IP Power Generator is installed as part of the pilot system of an existing Cla-Val Automatic Control valve to provide power without compromising valve performance and without tying into to the grid

CLA-VAL

1701 Placentia Avenue • Costa Mesa, CA 92627

800-942-6326 • Fax: 949-548-5441 • Web Site: cla-val.com • E-mail: info@cla-val.com

CLA-VAL CANADA

4687 Christie Drive
Beamsville, Ontario
Canada L0R 1B4
Phone: 905-563-4963
Fax: 905-563-4040
E-mail sales@cla-val.ca

CLA-VAL EUROPE

Chemin des Mésanges 1
CH-1032 Romanel/
Lausanne, Switzerland
Phone: 41-21-643-15-55
Fax: 41-21-643-15-50
E-mail: cla-val@cla-val.ch

CLA-VAL UK

Dainton House, Goods Station Road
Tunbridge Wells
Kent TN11 2 DH England
Phone: 44-1892-514-400
Fax: 44-1892-543-423
E-mail: info@cla-val.co.uk

CLA-VAL FRANCE

Porte du Grand Lyon 1
ZAC du Champ du Périer
France - 01700 Neyron
Phone: 33-4-72-25-92-93
Fax: 33-4-72-25-04-17
E-mail: cla-val@cla-val.fr

CLA-VAL PACIFIC

45 Kennaway Road
Woolston, Christchurch, 8023
New Zealand
Phone: 64-39644860
www.cla-valpacific.com
E-mail: info@cla-valpacific.com