

NEW



8029 CTS Compact Excavator

Operating Weight: 6321lb (2867kg) Net Engine Power: 22.1hp (16.5kW)



MINI BUT MIGHTY

NO ONE KNOWS BETTER THAN JCB HOW TO BUILD A ROBUST EXCAVATOR. THE 8029 CTS IS THE PRODUCT OF OUR VAST EXPERIENCE AND KNOW-HOW IN THIS SECTOR. TROUBLE-FREE, SOLID AS A ROCK, BUILT TO LAST. IT MAY BE MINI, BUT IT'S MIGHTY.



The heavy-duty track idler guides and grease tensioners give even greater strength and durability.

High-strength undercarriage

1 The 8029's high-quality 10 in. wide tracks with interlocking links perform in the most arduous applications.

2 High-strength track legs boast three-piece fabrication to maximise rigidity and improve track retention. Chamfered edges reduce spoil retention and make the undercarriage easier to clean. The 8029 open-center track frame design also prevents the build up of spoil.

3 Our new undercarriage features a top mounted roller enhancing track durability.

4 Box section dozer arms provide ultimate strength and robustness for all dozer duties.





5

Our new hydraulic block valve allows you to travel in a straight line at the same time as selecting excavator functions, increasing productivity.

Power, performance and stability

5 At the heart of the 8029 is a 24.7 hp (gross) T4i engine developing high torque of 21,581 lbf at 1800rpm for ultimate performance and efficiency.

6 A solid, stable work platform improves productivity, versatility and operator confidence.

6 Impressive bucket and dipper tearout performance (5,170 lbf and 3,822 lbf respectively) coupled with fast cycle times resulting in more done, more quickly.

6 Superior boom geometry and bucket rotation gives improved soil retention and the ability to dig right up to the dozer.

Versatility

7 A new handheld tool circuit option means that the 8029 can power a wide range of JCB hydraulic tools; from breakers and drills, to pumps and cutters.

8 26% more auxiliary flow than the competition provides the ultimate in attachment power.

8 The bucket-to-grab changeover option switches oil flow from the bucket cylinder to an additional set of quick-release auxiliary connectors, extending versatility to specialised attachments, such as hanging rotating grapples.



6



8



7



7



8



8

DESIGNED TO MAKE LIFE EASIER

MAKING LIFE EASIER MEANS PUTTING THE OPERATOR FIRST. THE 8029 CTS GIVES PRECISION CONTROL IN A SAFE, COMFORTABLE ENVIRONMENT. SERVICING IS QUICK AND SIMPLE AND THE MACHINE IS PROTECTED AGAINST DAMAGE AND THEFT, REDUCING DOWNTIME.

Precision control

- 1 The 8029 has a two-speed tracking button on the dozer lever that is easy and intuitive to use.
- 2 Our electro-proportional auxiliary thumb control option on the right-hand joystick puts precision control of hydraulic attachments at your fingertips.
- 3 The new hydraulic system results in smooth, controlled, precise and balanced operation of excavator functions via the low effort oil pilot operated servo joysticks.

Comfort and visibility

- 4 Large lockable toolbox provides a clutter free working area.
- 5 Large spacious operator environment with 2 in. extra legroom – compared to ZTS models.
- 6 Foldable tracking pedals keep the floor area clutter free and simplify cab cleaning and access.
- 6 Large glass areas and low hood profile give excellent all-round visibility, including the front right-hand track.

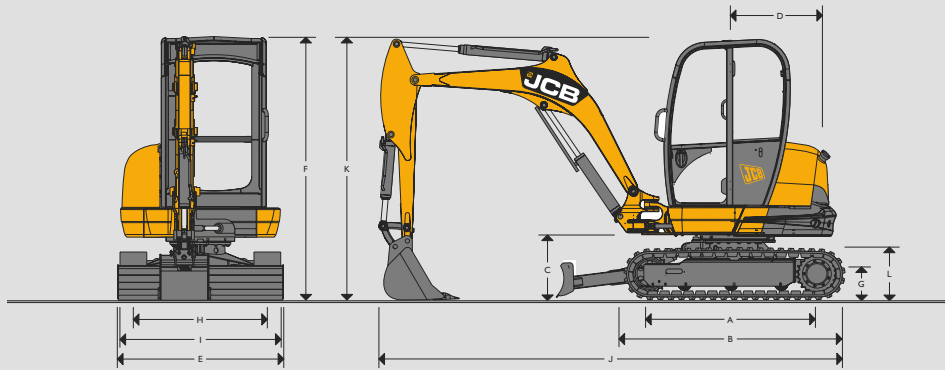


Tinted cab glass as standard, which reflects 30% of the sun's energy, increases operator comfort.

The short, pitched tracks engage every tooth on the sprocket for less vibration and noise, and a far smoother ride.



STATIC DIMENSIONS



Machine model		8029 CTS
A	Sprocket idler centres	ft-in (mm) 4-9 (1440)
B	Undercarriage overall length	ft-in (mm) 6-2 (1870)
C	Swing Bracket clearance	ft-in (mm) 1-9 (528)
D	Tailswing radius	ft-in (mm) 4-0 (1220)
E	Overall width of superstructure	ft-in (mm) 5-1 (1550)
F	Height over cab	ft-in (mm) 7-10 (2400)
G	Ground clearance	ft-in (mm) 0-11 (270)
H	Track gauge	ft-in (mm) 4-1 (1252)
I	Width over tracks	ft-in (mm) 4-11 (1502)
J	Transport length	ft-in (mm) 13-5 (4080)
K	Transport height	ft-in (mm) 7-10 (2400)
L	Track height	ft-in (mm) 1-6 (455)

ENGINE

Model		403D-I5 Tier 3
Fuel		Diesel
Cooling		Water cooled
Gross power	hp (kW) @ 2100 rpm	24.7 (18.4)
Net power	hp (kW) @ 2100 rpm	22.1 (16.5)
Gross torque	lbf ft (Nm) @ 1800 rpm	70.8 (96)
Net torque	lbf ft (Nm) @ 1800 rpm	66.7 (90.4)
Displacement	cc	1496
Gradeability	degrees	36
Starter motor	hp (kW)	2.68 (2)
Battery	Ah/ volt	75 / 12
Alternator	amps	65

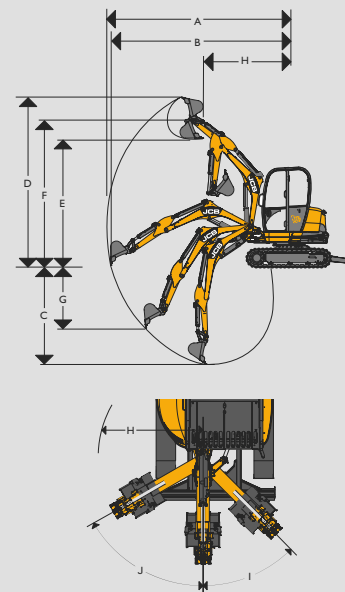
UNDERCARRIAGE

No of bottom rollers		3
Track width	in (mm)	10 (250)
Ground pressure	kg/cm ²	0.40
Ground clearance	in (mm)	0-10½ (270)
Track tensioning		Grease
Travel speed – low	mph (kph)	1.6 (2.5)
Travel speed – high	mph (kph)	3.0 (4.9)
Tractive effort	lbf (kN)	5620 (25)

HYDRAULIC SYSTEM

















Pump		2 Variable & 1 Gear
Nominal output @ 2250 rpm	lpm	96
Nominal output @ 2250 rpm	US gal/min	25.4
Excavator/track main relief	psi (bar)	3408 (235)
Slew main relief	psi (bar)	2756 (190)
Auxiliary hydraulic flow	US gal (litres)	15.6 (59)
Hydraulic motors		Piston

WORKING RANGE




Boom length	ft-in (mm)	7-0 (2130)
Arm length	ft-in (mm)	4-3 (1300)
A	Max digging reach	ft-in (mm) 15-8 (4770)
B	Max digging reach on ground	ft-in (mm) 15-3 (4660)
C	Max digging depth – dozer up	ft-in (mm) 9-0 (2740)
	Max digging depth – dozer down	ft-in (mm) 10-0 (3050)
D	Max digging height	ft-in (mm) 14-9 (4495)
E	Max dump height	ft-in (mm) 10-7 (3220)
F	Max height to arm nose pivot pin	ft-in (mm) 12-7 (3830)
G	Max vertical wallcut depth	ft-in (mm) 6-10 (2080)
H	Min. front swing radius (no offset)	ft-in (mm) 6-8 (2045)
	Min. front swing radius (fully offset)	ft-in (mm) 6-2 (1870)
I	Boom swing left	degrees 45
J	Boom swing right	degrees 60
	Bucket rotation	degrees 189
	Arm rotation	degrees 119
	Bucket breakout force	lbf (kN) 5170 (23)
	Arm breakout force	lbf (kN) 3822 (17)
	Slew speed	rpm 9.6

LIFT CAPACITIES – Standard dozer, 10in (250mm) rubber tracks, 4ft-2¼in (1300mm) arm, no bucket.

Load Point	Reach from slew center															
	8ft 2¼in (2.5m)			9ft 10in (3.0m)			11ft 6in (3.5m)			13ft 1in (4.0m)			Capacity at maximum reach			
																
Height	Dozer up	Dozer down		Dozer up	Dozer down		Dozer up	Dozer down		Dozer up	Dozer down		Dozer up	Dozer down		ft-in
ft-in (m)	lb	lb	lb	lb	lb	lb	lb	lb	lb	lb	lb	lb	lb	lb	lb	lb
6-7 (2.0)	1296*	1296*	1296*	1287*	1287*	1287*	1310*	1310*	1010	-	-	-	935	1354*	869	12-10
4-11 (1.5)	1715*	1715*	1715*	1519*	1519*	1519*	1089*	1424*	996	858	1404*	818	858	1404*	818	13-1
3-3 (1)	1667	2216*	1583	1292	1777*	1197	1063	1572*	968	855	1455*	805	855	1455*	805	13-1
1-8 (0.5)	1658	2518*	1534	1314	2024*	1195	1023	1695*	963	840	1519*	814	840	1519*	814	13-1
Ground Level	1636	2767*	1490	1270	2167*	1155	1016	1790*	955	-	-	-	884	1618*	831	12-10
-1-8 -(0.5)	1532	2734*	1431	1248	2209*	1135	1025	1766*	944	-	-	-	963	1662*	893	12-0
-3-3 -(1)	1567	2599*	1431	1248	2072*	1155	-	-	-	-	-	-	1047	1735*	999	11-0

 Lift capacity front and rear.
Notes:

- Lifting capacities are based on ISO 10567, that is: 75% of minimum tipping load or 87% of hydraulic lift capacity, whichever is the less. Lifting capacities marked* are based on hydraulic capacity.
- Lift capacities assume that the machine is on firm, level ground and equipped with an approved lifting point.
- A bucket must be fitted when lifting, the weight of this bucket must be deducted from the above lift capacities.
- Lift capacities may be limited by local regulations. Please refer to your dealer.

 Lift capacity full circle.
OPERATOR ENVIRONMENT

Cab/canopy height	ft-in (mm)	4-11¾ (1517)
Cab/canopy length	ft-in (mm)	3-11½ (1205)
Cab/canopy width	ft-in (mm)	3-2½ (980)
Door aperture width	ft-in (mm)	1-9 (532)

SERVICE CAPACITIES

Fuel tank	US gal (litres)	14.8 (56)
Engine coolant	US gal (litres)	2.0 (8.5)
Engine oil	US gal (litres)	1.2 (4.5)
Hydraulic system	US gal (litres)	18.8 (71)
Hydraulic tank	US gal (litres)	11.9 (45)

DOZER BLADE

Max height (above ground)	ft-in (mm)	1¼ (333)
Dig depth (below ground)	ft-in (mm)	1-4 (405)
Approach angle	degrees	31
Width	ft-in (mm)	5-1 (1550)
Height	ft-in (mm)	0-10½ (268)
Reach in front of tracks	ft-in (mm)	1-1½ (342)

EEC NOISE LEVELS (95/27/EC DYNAMIC)

Cab / canopy external	dB (LwA)	93
Cab internal	dB (LpA)	78

MACHINE WEIGHTS

Operating weight*	lb (kg)	6321 (2867)
With canopy	lb (kg)	- 220.5 - (100)
With steel tracks	lb (kg)	+ 185 + (84)

*Operating weight to ISO 6016 including cab, rubber tracks, standard dipper, 12in (300mm) bucket, full tanks and a 165lb (75kg) operator.

STANDARD EQUIPMENT

ROPS & TOPS certified canopy, full audio/visual warning systems, slew travel lock, control isolator, internal lockable toolbox, 12v power socket, lifting points, 9.4 in. short pitch rubber tracks, ISO servo controls, static seat, track pedals, boom ram protection, maxi-lift dozer blade, 51.2 in. dipper, auto kickdown track motors, in cab stowage facility.

OPTIONAL EQUIPMENT

ROPS & TOPS certified fully glazed cab (includes heater, interior light, foldback door, gas strut assisted front screen), suspension seat, 10" steel tracks, electro-proportional thumb controlled auxiliary, dual pattern controls (ISO/SAE change-over), cab/canopy mounted worklights, single acting auxiliary circuit, double acting auxiliary circuit, engine fan guard, FOPS roof guard, mirror, toolkit, radio, biodegradable hydraulic oil, fire extinguisher, sunblind (cab builds), battery isolator, Datatag (UK only), travel alarm, immobiliser, hose burst check valves on boom, dipper and dozer, bucket to grab changeover, 43.3 in. dipper, digging buckets (9 in. to 23.6 in.), 39.4 in. ditching/grading bucket, hydraulic breakers, earthdrill, mechanical quickhitch, hydraulic kerb-lifter, bushed king post.