

# 4000 SERIES COUNTER- BALANCED TRUCKS

SIT-DOWN

**RAYMOND**





# BUILT TO PERFORM. DESIGNED TO WORK TOGETHER.

For 90+ years, Raymond® has built a reputation based on top-notch quality, reliability and exceptional customer service.

We design and build the best lift trucks in the business. We provide technologies, systems and solutions that bring day-to-day warehouse and distribution operations to a new level of performance. And we support customers with a network of skilled service centers and technicians unmatched in the industry.

From our eco-efficient trucks and telematics to our warehouse optimization and flexible financing, Raymond's big-picture approach and precisely targeted solutions are designed to adapt and grow with your business.

Our innovations in energy savings, space utilization, ergonomics, manufacturing quality and fleet optimization – combined with our best-in-class products and services – work together to increase efficiency and lower costs throughout your material handling operations.

Raymond stands ready to help you run better and manage smarter – end to end.

---

POWER THROUGH EACH TASK

---

Wherever there's a pallet or a product to be moved, there's a Raymond counterbalanced truck to get the job done. These powerful, multi-purpose 3- and 4-wheel electric vehicles are designed to work as stand-alone products or as part of an integrated material handling solution, helping operators move products throughout any warehouse. Whatever the application – from heavy-duty dock operations to packing and shipping applications requiring special handling – Raymond sit-down counterbalanced trucks are always up to the task; continually proving their quality, reliability and durability.

# 3-WHEEL OVERVIEW

The Raymond 4450 3-wheel sit-down counterbalanced truck has both speed and power, excellent visibility and an ergonomic design with a fully adjustable semi-suspension seat. This all results in increased productivity, efficiency and enhanced performance – making it easier to get work done.

## IDEAL FOR:

With its low height, the 4450 excels in trailer and container loading and unloading in a variety of applications - such as working on docks, ramps, long-distance transport and tight manufacturing spaces.

## SPECIFICATIONS:

Voltage	36 & 48V
Capacity	3,000 - 4,000 lbs.
Height: 3-Stage Mast	251"
Height: 4-Stage Mast	258.5"
Travel speed (unloaded)	8.5 mph (36V) 9.5 mph (48V)

**+ overhead guard design**

*provides operators greater visibility for picking up and putting away loads at elevated heights*

**+ open view 3-stage mast**

*gives operators a clear line of sight to the load for increased efficiency and reduced product damage*

**+ ACR System™**

*provides faster, smoother operations, longer battery life, less downtime and reduced cost of ownership*

**+ programmable performance speeds**

*accommodates operator skill levels and meets application-specific needs*

**+ cushioned seat**

*semi-suspension, fully adjustable seat provides both comfort and productivity*

**+ operator compartment**

*spacious compartment with a fully adjustable semi-suspension seat and tilt steering wheel*

**+ oil-cooled disc brakes**

*keeps dirt and grime out; eliminates brake dust and debris*

**+ integral sideshift**

*allows side-to-side movement, permitting a load to be picked up or put away even if it's not perfectly aligned with the truck*

**+ side battery removal**

*allows battery removal from either side*

**+ battery state-of-charge display**

*lets your operator know exactly how much battery time remains*

**+ steer axle rack and pinion design**

*durable steel design is fully enclosed, keeping it protected from harsh conditions*



**+ overhead guard design**  
*provides operators greater visibility  
for picking up and putting away loads  
at elevated heights*

**+ interactive digital display**  
*provides instant multi-function  
access to the truck's performance and  
operating systems, helping you work  
more efficiently*

**+ open view 3-stage mast**  
*gives operators a clear line of sight to  
the load for increased efficiency and  
reduced product damage  
(4,000 lbs. and 5,000 lbs. capacity)*

**+ operator compartment**  
*provides left or right entry into  
a spacious compartment with  
a fully adjustable seat and tilt  
steering wheel*

**+ hydraulic control levers**  
*allow the operator to perform multiple  
commands simultaneously*

**+ foot activated parking brake**  
*reduces the need to lean forward to  
activate and disengage the brake,  
increasing operator comfort*

**+ integral sideshift**  
*allows side-to-side  
movement, permitting a load  
to be picked up or put away  
even if it's not perfectly  
aligned with the truck*

**+ no-tool floorboard**  
*can be removed with no tools, allowing  
easy access to the hydraulic tank*

**+ ACR System™**  
*provides faster, smoother  
operations, longer battery life,  
less downtime and reduced  
cost of ownership*





# 4-WHEEL OVERVIEW

The Raymond 4750 4-wheel sit-down counterbalanced truck is designed with rugged masts, heavy duty AC drive and lift motors, excellent visibility and operator comfort making this truck the perfect fit between man and machine.

## IDEAL FOR:

Versatile dock-to-stock workhorse with a variety of configurations for optimum performance in bulk and block storage, trailer unloading and storage retrieval.

## SPECIFICATIONS:

Voltage	36 & 48V
Capacity	4,000 - 6,000 lbs.
Height: 3-Stage Mast	233"
Height: 4-Stage Mast	278"
Travel speed (unloaded)	9.9 - 10.5* mph (36V) 11.0 mph (48V)

*\*based on truck capacity*

# PLAYS HARD. WORKS HARDER.

Every Raymond lift truck is designed to drive workflow. The 4450 and 4750 sit-down counterbalanced trucks do exactly that. With features like programmable travel speeds and acceleration, coupled with quick lifting and lowering for shortening cycle time from dock to stock, your productivity will increase.



## PROGRAMMABLE PERFORMANCE

Allows vehicle performance to be set to the desired speed, reducing product damage and increasing confidence and productivity.




## LOAD HANDLING

Provides more precise load control with quick response steering and smooth hydraulics.



## ACR SYSTEM

Provides quicker acceleration and hydraulic braking, faster lift and lower speeds, and smoother direction changes for more efficient load handling and movement.




## INTEGRAL SIDESHIFT

Provides sideways movement of the carriage, to align the forks with the load when the truck may not be; allows for quick pallet positioning.

## VISIBILITY IN EVERY DIRECTION


Visibility leads to increased productivity and operator confidence, fewer errors and less product, rack and facility damage. Raymond's unique open view mast design allows operators to see both forks on either side of the truck no matter where they are positioned. And, you can choose from a wide selection of masts to meet your individual needs.



Overhead guard design provides operators greater visibility at elevated heights.



Excellent visibility of forks and load for block stacking and rack interface.




Open view mast provides operators with the best line of sight for the task at hand.



# BIG ON COMFORT. LIGHT ON ITS WHEELS.

The 4450 and 4750 are nimble and built for comfort. With spacious and easy-to-access compartments that include adjustable seating, controls that are easy to reach and clear visibility in every direction, you can work in comfort like never before.



**OPEN VIEW MAST**

Provides superior visibility for a clear line of sight to the load, increasing your efficiency while reducing product damage.



**INTUITIVE CONTROLS**

Conveniently located levers for controlling the lifting, lowering and tilting capabilities while the sideshift is within easy reach for operators.



**ADJUSTABLE SEATING**

Adjusts for back tilt, operator weight and lumbar support for tailored comfort. (4450 semi; 4750 full)



**TILT STEERING COLUMN**

Standard, allows for individual operator adjustment for ergonomic steering control.

# ENGINEERED FOR EFFICIENCY. BUILT FOR YOU.

The Raymond sit-down counterbalanced trucks are available in various capacities and configurations to meet your unique needs. Depending on your height requirements, you can choose from a wide selection of masts. These trucks can be fitted with attachments to handle fork positioners, clamps and slipsheets. And to meet the needs of refrigerated warehouse applications, the 4450 and 4750 are available with cold storage conditioning.



## OVERHEAD GUARD CONFIGURATIONS

Available in multiple configurations, including drive-in racks.



## BATTERY COMMONALITY

36 and 48-volt options provides the power needed for your operation and allows for battery commonality with your existing fleet.



## SPECIALIZED LOAD HANDLING

A variety of attachments to meet your specific applications needs.



## INTEGRAL SIDESHIFT

Minimizes head length, increasing maneuverability and capacity.

# KEEP TRUCKING

When your workflow stops, you're not making money. That's why Raymond builds trucks that last longer. The result is fewer maintenance needs and the chance to be more productive. And it starts by using innovative parts - and fewer parts - that work together.



## ONBOARD DIAGNOSTICS

Monitors performance and simplifies service so repairs can be made more quickly.



## CONVENIENT BATTERY REMOVAL

Easily accessible to install or remove batteries (4450-slide out; 4750 assist damper design to hold hood).



## AC DRIVE AND LIFT MOTORS

Fewer wearable parts delivers more uptime, more performance per battery charge and lower maintenance costs.



## CONVENIENT BATTERY HOOD

(4750 ONLY)

Automatically holds the hood open at nearly a 90-degree angle with a wide access design and assist damper for easier access and maintenance.

# WE MAKE THE TRUCK. YOU MAKE IT YOURS.

Raymond designs options that add functionality to meet specific application requirements. Our Sales and Service Center Representatives work collaboratively with customers to help determine the right equipment to get the job done. And, with our own cold storage test facility, we replicate the harshest conditions to test and prove our systems work in extreme cycles of freezing and thawing.

*\*For additional information consult the Features Brochure for Raymond Trucks and Tow Tractors.*



**BIDIRECTIONAL PEDALS**  
(4450 ONLY)

Simple and intuitive bidirectional pedals enable rapid change of direction in busy warehouses.



**COLD STORAGE  
CONDITIONING**

Protects sensitive lift truck control systems with hydraulic, mechanical and electrical components that are matched to different temperature levels.



**ATTACHMENTS**

Specialized load handling attachments such as fork positioners, slipsheets and carton clamps to handle your load requirements.



**LED WORK LIGHTS**

High intensity work lights keep your operation running smoothly while reducing the eye strain of the operator in low-light conditions.



## + warranty coverage

*Raymond Asset Protection™ is Raymond's industry-leading warranty that begins with a Standard Warranty – coverage that starts the moment the new truck arrives at your facility and continues for three years.\* Additional coverage options are available; select the option that fits your fleet so you can maximize performance while locking in affordable, predictable service costs.*

*\*For complete details, refer to the Raymond Standard Warranty.*



## + expert technicians

*For those customers who have lift truck technicians on-site, Raymond offers Customer Technician Courses. Training is available at Raymond headquarters, at your facility or your local Raymond authorized Sales and Service Center.*



## + financing

*For an outstanding and flexible Raymond equipment solution, your Raymond Sales and Service Center and Raymond Leasing Corporation deliver what your business needs – the equipment you need to grow, at fixed costs. Raymond offers low ownership interest rates and variety of affordable and flexible lease options.*



## + iTRACK®

*iTRACK Fleet Asset Management System helps to reduce your overall cost of ownership by providing accurate, actionable fleet maintenance data and reports – from individual trucks to fleets or across your entire enterprise of lift trucks. iTRACK is your anytime, anywhere web-based asset management system that works for you 24/7/365.*



## + iWAREHOUSE®

*Designed with an intuitive interface and information display, iWAREHOUSE Fleet and Warehouse Optimization System enables you to take 360 degree control of truck and operator efficiencies through a suite of electronic diagnostic tools that puts critical, real-time information about each and every truck you own right on your computer.*



## + maintenance

*Designed to fit your budget, Raymond offers three plans specific to your needs which you can tailor for individual trucks or entire fleets: contract maintenance, comprehensive fixed-price maintenance and scheduled maintenance audit.*



## + parts

*Raymond Parts™ is the industry's most comprehensive one-stop shop for world-class lift truck parts. Raymond is committed to meet all your parts and supply needs, regardless of the make or model of the truck. We sell only the highest quality parts that meet or exceed OEM quality standards.*



## + pre-owned lift trucks

*Raymond RENEWED™ offers certified, pre-owned electric lift trucks that have undergone a rigorous quality inspection and reconditioned with genuine OEM parts from top to bottom. Every truck is delivered with full warranty coverage.*



## + rentals

*A Raymond rental is the smart and economical solution to meet your interim material handling needs – whether you are looking for seasonal rentals, unplanned peaks in activity, replacing trucks for scheduled repairs or waiting for delivery of new equipment. Or, if you just want to establish the value of the equipment before purchasing or leasing.*



## + training

*Studies have shown that effective operator training can help improve how your operation runs. Designed to help you protect your people, equipment and materials, Safety on the Move® can assist in satisfying the OSHA mandate to train your operators.*



A red Raymond forklift is positioned in a dark, industrial warehouse environment. The forklift is the central focus, with its mast and forks visible. The background shows the structural beams and ceiling of the warehouse, creating a sense of depth and scale. The lighting is dramatic, highlighting the forklift against the dark surroundings.

# FROM FLEET TO FINANCE, WE'VE GOT YOU COVERED

In warehouse management, the bottom line is the bottom line. And because efficiency works best when it works end to end, everything Raymond offers is built to work together.

- + Trucks and Training
- + Fleet Maintenance and Parts
- + Warehouse Optimization System
- + Certified, pre-owned lift trucks and Rentals
- + Industry Leading Warranties
- + Flexible Financing Solutions

From initial consultation to custom-designed solutions to long-term product and operational support – and with a network of more than 100 Sales and Service Centers – Raymond provides unmatched, world-class support tailored to meet your needs, help you drive down costs and run your business better and smarter.

# RUN BETTER. MANAGE SMARTER.®

At Raymond, our aim is to deliver the utmost quality and to work for continuous improvement every day, in every aspect of our business. We are proud of what we build. We are proud of the level of service we provide to keep our customers' business up and running. We take pride in our commitment to our customers through our end-to-end approach in helping them find smarter, more efficient, and more effective solutions.

We value the trust that Raymond has earned through decades of proven performance and hands-on innovation. Since the patenting of the first hand-pallet truck to the invention of the reach truck to our pioneering work in narrow aisle operations and beyond, Raymond has led the way in providing customers with the tools and expertise to improve their business.

IF YOU'RE LOOKING FOR A PARTNER WITH THE TOOLS AND EXPERIENCE TO HELP YOU RUN BETTER AND MANAGE SMARTER, LET'S TALK.

PO Box 130  
Greene, New York 13778-0130

Toll free 1-800-235-7200  
Fax 1-607-656-9005

[www.raymondcorp.com](http://www.raymondcorp.com)

Due to continuous product improvements, specifications are subject to change without notice. Some systems and features shown are optional at extra cost. ACR System, Raymond, Safety On The Move, Raymond Asset Protection, Raymond RENEWED, Raymond Parts, iTRACK, Run Better, Manage Smarter, and iWAREHOUSE are U.S. trademarks of The Raymond Corporation.

©2016 The Raymond Corporation  
Printed in USA  
SIPB-1052 0616 CT-9

**RAYMOND**