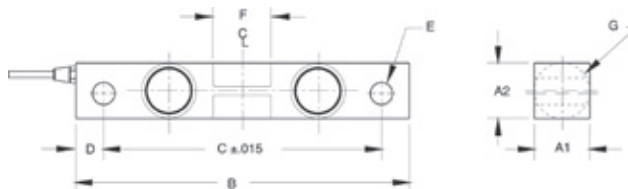


RL75016 WHE




Double-ended Beam, Stainless Steel, Hermetically Sealed, IP69K



Picture is a representation of actual product



Specifications

<p>Full Scale Output: 3.0 mV/V</p> <p>Output Resistance: 699-707 ohms</p> <p>Input Resistance: 686-714 ohms</p> <p>Material/Finish: Stainless steel</p>	<p>Temperature: Operating range -40° F to 150° F / -40° C to 65° C</p> <p>Safe Overload: 150% full scale</p> <p>Safe Sideload: 100% full scale</p> <p>Rated Excitation: 5-10 VDC (15 V maximum)</p>	<p>Total Error: 0.03% full scale</p> <p>Insulation Resistance: 2,000 megohms</p> <p>Seal Type: Hermetically sealed, IP69K</p> <p>Cable Length: 25 ft (7.6 m)</p> <p>Cable Diameter: 0.200 polyurethane jacket</p>	<p>Cable Color Code: Red+ Excitation Black.....- Excitation Green+ Signal White- Signal</p> <p>Warranty: Two-year limited warranty</p> <p>Approvals:   </p>
---	---	--	--

Dimensions

RATED CAPACITY	A1	A2	B	C	D	E	F	G	CONDUIT ADAPTER
lb/inches									
1,000-5,000	1.22	1.22	7.50	6.25	0.62	0.50	1.12	1.25	1/2-14 NPT
10,000-25,000	1.44	1.94	8.75	7.50	0.62	0.81	1.62	1.99	1/2-14 NPT
kg/mm									
453.6-2,268.0	31.0	31.0	190.5	158.8	15.7	12.7	28.4	31.8	—
4,535.9-11,339.8	36.6	49.3	222.3	190.5	15.7	20.6	41.1	50.5	—

Order Information

LOAD RATING		PART #	EST. SHIPPING WEIGHT	PRICE
1,000 lb	(453.6 kg)	67043	4 lb	\$695.00
1,500 lb	(680.4 kg)	67044	4 lb	695.00
2,000 lb	(907.2 kg)	67045	4 lb	695.00
2,500 lb	(1,124.0 kg)	67046	4 lb	695.00
5,000 lb	(2,268.0 kg)	67047	4 lb	695.00
10,000 lb	(4,535.9 kg)	67048	7 lb	785.00
15,000 lb	(6,803.9 kg)	67049	7 lb	785.00
20,000 lb	(9,071.8 kg)	67050	7 lb	785.00
25,000 lb	(11,339.8 kg)	67051	7 lb	785.00

Interchangeable Products

MANUFACTURER	MODEL	PAGE #
Rice Lake Weighing Systems	RL75016SS*	154
VPG Sensortronics®	65016W	315
VPG Sensortronics®	65016WH	316

*Environmentally sealed, IP67

Weigh Module Available

MANUFACTURER	MODEL	PAGE #
Rice Lake Weighing Systems	RL1600 Series	92 and 94