

ADDITIONAL WASHERS AND GASKETS



THIN BRASS WASHERS

For Gauge Glass Packing Nuts

Inside Diameter: 5/8" or 3/4"

Outside Diameter: 7/8", 15/16", 1-1/8", 1-3/16", 1-1/4"

GRAPHITE WASHERS

For Steam and Water Service

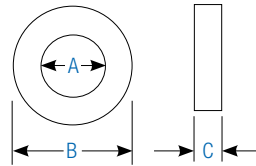
Dimensions in Inches		
A Inside Diameter	B Outside Diameter	C Thickness or Height
9/16	13/16	1/2
19/32	13/16	3/8
5/8	3/4	3/8
5/8	7/8	3/8
5/8	7/8	1/2
5/8	15/16	3/8
5/8	1-1/8	3/8
23/32	15/16	3/8
23/32	1-1/4	1/2
3/4	1	3/8
3/4	1	1/2
3/4	1-1/16	1/2
3/4	1-1/8	1/2
3/4	1-3/16	1/2
3/4	1-3/16	5/8
3/4	1-1/4	3/8
3/4	1-1/4	1/2
3/4	1-1/4	3/4
3/4	1-5/16	5/8



MODEL EFI 99

SPECIFY:

- A. Inside Diameter
- B. Outside Diameter
- C. Thickness or Height




NOTE: Consult Ernst Flow Industries for special sizes.

HANDHOLE OR MANHOLE GASKETS

Standard Thickness: 1/4"

*Materials: Non-asbestos, EPDM, SPIRAL WOUND, TOPOG-E®



HANDHOLE GASKETS Dimensions in Inches

- 2 x 3 x 1/2
- 2-1/2 x 3 x 1/2
- 2-1/2 x 3 x 5/8
- 2-1/2 x 3-1/2 x 1/2
- 2-1/2 x 3-1/2 x 5/8
- 2-1/2 x 4 x 1/2
- 3 x 3-1/2 x 5/8
- 3 x 4 x 1/2
- 3 x 4 x 5/8
- 3 x 4 x 3/4
- 3 x 4-1/2 x 1/2
- 3 x 5 x 5/8
- 3-1/2 x 4 x 1/2
- 3-1/2 x 4 x 5/8
- 3-1/2 x 4-1/2 x 1/2
- 3-1/2 x 4-1/2 x 5/8
- 3-1/2 x 4-1/2 x 3/4
- 3-1/2 x 5 x 5/8
- 3-1/2 x 5-1/2 x 5/8
- 4 x 5 x 5/8
- 4 x 5 x 3/4
- 4 x 5-1/2 x 5/8
- 4 x 6 x 3/4
- 4-1/2 x 6-1/2 x 3/4

MANHOLE GASKETS Dimensions in Inches

- 10 x 14 x 1
- 10 x 14 x 1-1/4
- 10 x 15 x 1
- 10 x 15 x 1-1/4
- 10-1/2 x 14-1/2 x 1-1/4
- 10-1/2 x 15 x 1
- 10-1/2 x 15 x 1-1/4
- 11 x 14 x 1-1/4
- 11 x 14-1/2 x 1-1/4
- 11 x 15 x 1
- 11 x 15 x 1-1/4
- 12 x 15 x 1
- 12 x 15 x 1-1/4
- 12 x 16 x 1
- 12 x 16 x 1-1/4

Dimensions shown represent:

- Inside Oval Width
- Inside Oval Length
- Gasket Width

***NOTE: Consult Ernst Flow Industries on size availability of each material**

CONE SHAPE WASHERS

EPDM

For Steam and Water Service

MODEL EFI 33CS



Dimensions in Inches							
Washer No.	Size of Glass	Overall Height	Inside Diameter	Outside Diameter	O.D. at Base of Bevel	Height of Bevel	Thickness of Flange
121	1/2	1/2	1/2	1-1/8	13/16	3/8	1/8
122	1/2	1/2	1/2	1-1/4	13/16	3/8	3/8
123	1/2	7/16	7/16	13/16	1/2	9/32	5/32
124	1/2	7/8	5/8	1	5/8	11/16	3/16
125	1/2	5/8	1/2	15/16	9/16	7/16	3/16
341	3/4	3/4	3/4	1-5/16	1-3/32	17/32	7/32
342	3/4	5/8	3/4	1-17/32	1-1/16	7/16	1/4
343	3/4	15/16	3/4	1-5/8	1-1/4	11/16	3/16
343L	3/4	15/16	3/4	1-9/16	1-1/4	3/4	7/16
344	3/4	13/16	3/4	1-9/32	1-1/16	3/8	1/4
345	3/4	1	3/4	1-1/4	31/32	3/4	1/8
346	3/4	1/2	17/32	1-3/16	15/16	19/32	5/32
L347	3/4	5/8	21/32	1-7/32	31/32	15/32	5/32
348	3/4	7/8	3/4	1-11/32	1	5/8	1/4
349	3/4	21/32	21/32	1-3/16	23/32	1/2	5/32
353	3/4	1-3/8	3/4	1-1/2	13/16	7/8	1/2
L568	17/32	5/8	7/32	1-1/16	13/16	15/32	5/32
581	5/8	9/16	5/8	1-1/4	7/8	7/16	7/32
584	5/8	3/4	5/8	1-3/8	15/16	5/16	7/16

PTFE WASHERS

Ideal For Use Against Acids, Solvents and Alkalies

Can be furnished to fit all type Packing Nuts and Glass on Liquid Level Gauges

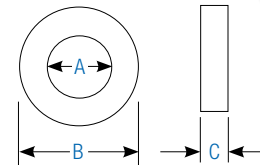
All sizes made to order



MODEL EFI 101

SPECIFY:

- A. Inside Diameter
- B. Outside Diameter
- C. Thickness or Height



SPECIAL FLAT GASKETS

Made in any Inside or Outside Diameter.

Thickness: 1/32", 1/16" or 1/8"

- | | |
|----------|---------------|
| FIBER | CORK |
| GRAPHITE | NEOPRENE |
| FKM | GYLON® |
| PTFE | PTFE ENVELOPE |

When ordering specify Inside Diameter, Outside Diameter and Thickness

