

# EDC



Alvarado waist high turnstiles provide highly reliable bi-directional access control, crowd control and patron counting. Our turnstiles are installed in thousands of secured facilities, stadiums, arenas, schools and metros worldwide.

The EDC is Alvarado's most popular waist high turnstile. This rugged, multi-purpose, turnstile can be used to provide bi-directional access control, to direct pedestrians, and / or count attendance. The EDC turnstile is designed to provide years of trouble-free operation, includes more standard features than competitor models and is, simply, American's best waist high turnstile value.



## COMMON APPLICATIONS

- Employee and Visitor Access Control
- Pedestrian Traffic Flow Control
- Patron Counting

## Why Alvarado?

Alvarado is the leading manufacturer of waist high turnstiles. Since its founding in 1956, Alvarado equipment has been installed in thousands of locations throughout the world.

Our superior product quality, integration expertise and industry leading service and support are just a few reasons that many of the world's most respected companies use our products again and again.

## KEY FEATURES

Full Featured Control Board / Bi-Directional Access Control (electric models)

Heavy Duty Mechanism

Smooth Arm Rotation

Key Override Control

Hidden Anchoring / No Exposed Fasteners

## BENEFITS



Works with access control systems or push buttons without added relays, electronics or programming for **a simplified integration.**

Stainless steel internal cast parts and high quality bearings provide **years of reliable service.**

Hydraulically dampened arm rotation smoothly returns arms to home position after each rotation **providing safe and reliable passage.**

Ability to unlock one or both directions provides an accessible manual lock control for **a more flexible product.**

No visible fasteners means a better looking turnstile and a **better looking installation.**



## AVAILABLE MODELS

**EDC-3** (Manual)

**EDCX-6X** (Electric lock control)

## OPTIONS

Dozens of options and a selection of materials and finishes are available.

## COMPLEMENTARY PRODUCTS

Pedestrian gates often accompany waist high turnstiles to provide special needs access.

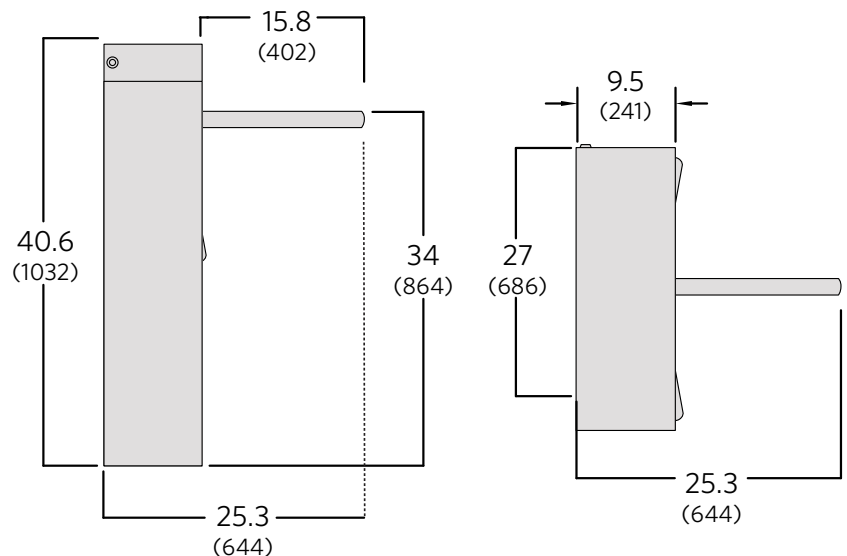


## RESOURCES

Alvarado's knowledgeable staff understands that many customers do not deal with turnstiles on a regular basis. We offer expert assistance and technical expertise to ensure the best solution is selected for your facility.

Additional information, including detailed specifications, installation manuals, CAD drawings, application images and throughput considerations can be found online.

## DIMENSIONS



Dimensions shown in inches (mm). All Measurements are approximate.