

SPECIALTY HAND TOOLS

COMPLETE TOOL KITS FOR FAST,
CONVENIENT REPAIRS



R-410A MINI-SPLIT TOOL KITS

Our tool kits contain everything you need to service ductless mini-split and central A/C systems with 1/4" & 5/16" service ports including the following components;



TLB410A



Two Valve Service Manifold
(Varies by kit. See chart below)

- R-410A/R-22/R404A gauges
- 1/4" SAE fittings
- Triple seal valve system



Premium 3-Pack 5' Hoses
(Varies by kit. See chart below)

- 1/4" SAE 45° fittings
- 800Psi working pressure
- 4000Psi burst pressure



Flaring Tool

- Clutch driven feed screw
- Eccentrically mounted cone
- Creates perfect, strong flares
- Ratchet drive in yoke
- 3/16", 1/4", 1/16", 3/8", 1/2" 1/8", 3/4"



Torque Wrench Sets;

- Metric Set: 12, 22, 24, 26, 27, 29 mm and 13/16" jaw sizes
- or-
- Imperial Set: 5/8", 11/16", 13/16", 15/16", 1-1/16", 1-5/16"



(1) Imperial and (1) Metric Hex Key Set

- Metric Set: 1.5, 2, 2.5, 3, 4, 5, 6, 8 mm
- Imperial Set: 3/32", 7/64", 1/8", 9/64", 5/32", 3/16", 7/32", 1/4"



Valve Core Tool

- 5/16" female fitting allows direct connection to mini-split service ports
- 5/16" female x 1/4" SAE male



Brass Adapters and Caps

- (10) 1/2"-20 UNF Caps, (2) Male: 1/4" SAE 55D; female; 1/2"-20 UNF SWVL, and (2) Male: 1/4" SAE female; 1/2"-20 UNF



10" x 10" Square Tool Organizer

- 24 separate compartments for quick, easy-access
- Molded handle for durability and comfort

Kit Contents	Qty	MINI-SPLIT TOOL KITS					
		TLB410A	TLB410SAE	TLB410KIT	TLB410AC	TLB410ACE	TLB410M
1 2 Valve Manifold	1	Pro-Set® Piston Pink Body 1/4" SAE 45° fittings "H" Gauge (MEHP5E)		Pro-Set® Premium Piston Series Manifold (#MT2HP)	BlackMax® Black & Chrome 1/4" SAE 45° fittings "H5" Gauge (MBH5P5Z)	BlackMax® Black & Chrome 1/4" SAE 45° fittings "H5" Gauge (MBH5P5EZ)	No Manifold
2 Hoses	1	Pro-Set® Premium (3) 5' red/blue/yellow ball valve hoses			Pro-Set® Premium (3) 5' Black & Chrome hoses	Pro-Set® Premium (3) 5' Black & Chrome ball valve hoses	No Hoses
3 Flaring Tool	1	FT800N		BFT850	FT800N		
4 Torque Wrench Set	1	Metric TLTWSM	SAE/Imperial TLTWSAE	Universal Handle with SAE/Imperial & Metric Heads	Metric TLTWSM		
5a Hex Wrench Set (Metric)	1	TLSWHM					
5b Hex Wrench Set (Imperial)	1	TLSWH					
6 Valve Core Tool	1	TLVC410A					
7 Brass Adapters and Brass Caps	14	Includes; (10) AVC410 1/2"-20 UNF SAE Brass Caps, (2) AD87 Brass Adapter Male: 1/4" SAE 55D; female; 1/2"-20 UNF SWVL w/ Valve Core Tool, and (2) AD87S Brass Adapter (Male: 1/4" SAE; female; 1/2"-20 UNF) w/Valve Core Tool					
8 10" x 10" Tool Organizer	1	TLBAG1					

Call and speak to a CPS representative. Customer Service: +1 (305) 687-4121 | Toll Free: (800) 277-3808



TLB410KIT



R-410A MINI-SPLIT PREMIUM TOOL KIT


Tool kit includes:

- Pro-Set® Premium Piston Series Manifold
- 5' Premium Pro-Set® Charging Hoses
- Imperial and Metric Hex Key Sets
- Valve Core Tool
- Brass Adapters and Caps
- Large, 9" x 16" Rubber Bottom Tool Organizer
- Imperial and Metric Torque Wrench Set and Instructions
- BlackMax® Tube Cutter 1/8" to 1-1/4"
- BlackMax® Tube Flaring Tool
- BlackMax® Deburring Tool with extra blade
- R410A Flare Size Gauge



Pro-Set® Premium Piston Series Manifold #MT2HP


- 2 valve anodized aluminum block body
- 1/4" SAE 45° fittings
- Triple Seal piston valves
- Sure grip rubber over metal valve handles
- 3-1/8" (80 mm) Class 1.0 accuracy gauges
- Protective gauge boots
- Extra access port in center with Schrader valve and hanging hook



5' Premium Charging Hoses #HP5BE-Blue, #HP5RE-Red, #HP5YE-Yellow

- 1/4" hoses with SAE fittings, 45° ball valve on one end
- 800PSI working pressure
- 4000PSI burst pressure
- Leak-proof 8-sided crimp
- Extra deep knurling
- Adjustable valve core depressor
- Blow off grooves preventing spray back

3



Hex Key Sets

(1) Imperial #TLSWH

5/64", 3/32", 7/64", 1/8", 9/64", 5/32", 3/16", 7/32", 1/4"

(1) Metric #TLSPHM

1.5, 2, 2.5, 3, 4, 5, 6, 8mm

4



Valve Core Tool #TLVCS410A

Unique configuration of tool enables use of standard 1/4" SAE manifold/hose sets with R-410A systems incorporating 5/16" (1/2"-20UNF) service ports.

- Designed to remove and install valve core without losing system charge
- Increases evacuation and charging speed by creating unrestricted access

5



Large, 9' x 16' Rubber Bottom Tool Organizer #TLBAG2

- Separate compartments for quick, easy-access
- Molded handle for durability and comfort
- Rubber bottom
- Durable fabric and construction

7



BlackMax® Tube Cutter 1/8' to 1-1/4' #BTC300

- Two quick-change, chromed, hardened cutting wheels
- Enclosed feed screw eliminates clogging, jamming
- Set-N-Cut™ spring-loaded cutting wheel for a perfect cut every time


8



BlackMax® Tube Flaring Tool #BFT850

- Aluminum body is 50% lighter than steel designs
- Internal clutch indicates when formed flare is complete
- Eccentric cone forms precise 45° flared ends
- Creates perfect, strong flares
- For 3/16", 1/4" 5/16", 3/8", 1/2", 5/8", 3/4" O.D. soft copper, aluminum tube

9



Torque Wrench Set with (1) Universal Handle #TLTWSAE and (6) Imperial and (6) Metric wrenches (part numbers below) and instructions

Heads			
	Metric		Imperial
17mm	#TLXTWM17	5/8"	#TLXTW58
22mm	#TLXTWM22	11/16"	#TLXTW1116
24mm	#TLXTWM24	13/16"	#TLXTW1316
26mm	#TLXTWM26	15/16"	#TLXTW1516
27mm	#TLXTWM27	1-1/16"	#TLXTW1L116
29mm	#TLXTWM29	1-5/16"	#TLXTW1L516

10



Brass Adapters and Caps

- (10) 1/2"-20 UNF Caps #AVC410
- (2) Male: 1/4" SAE 55D; Female; 1/2"-20 UNF SWVL, #AD87S and
- (2) Male: 1/4" SAE Female; 1/2"-20 UNF #AD87

11



BlackMax® Deburring Tool #BTLDB3

- with extra blade inside handle
- Quick-change blade
- Solid aluminum body

12



R410A Flare Size Gauge #FTXSG

- 6.4 mm, 1/4"
- 9.5 mm, 3/8"
- 12.7 mm, 1/2"
- 15.9 mm, 5/8"
- 19.1 mm, 3/4"

CPS® EXTRA DURABLE TOOL ORGANIZERS

Organize your tools with care with this extra strong, premium built series of tool organizers from CPS.



TLBAG1
10" x 10" Square Tool Organizer



TLBAG2
9" x 16" Rubber Bottom Tool Organizer



TLBAG3
Tool Belt Tool Organizer

PRO-SET® ADJUSTABLE HANDLE WRENCHES

- Patented light weight composite handle design
- Wide jaw opening with 45% more torque
- Precision machined for smooth operation
- Ergonomic, comfortable grip reduces fatigue
- Durable and environment-resistant
- Packed in clear clamshell with printed display card
- One year warranty



TLWA08
Size: 8"
Jaw Capacity:
1-1/8" / 29 mm



TLWA10
Size: 10"
Jaw Capacity:
1-5/16" / 33 mm

PRO-SET® SERVICE WRENCHES

- Metal construction
- Embossed fractions and logo
- Polished chrome finish



TLSWL

- Large, straight. Square & hex drive
- 3/16", 1/4" Square Drive
- 1/2", 9/16" Hex Drive

TLSWLB In Bulk (100 pcs)



TLSWO

- Small, offset. Square drive.
- 3/16", 1/4", 5/16", 3/8" Square Drive
- Offset ends

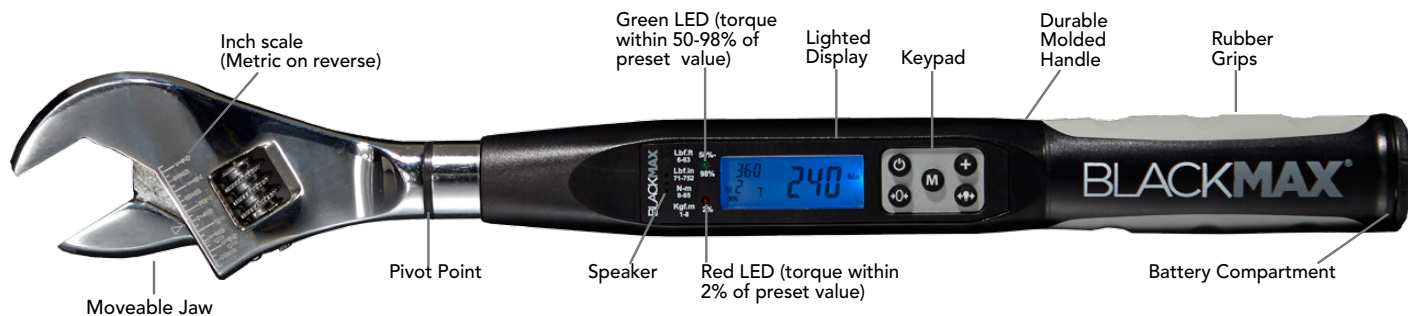
TLSWOB In Bulk (100 pcs)
TLSWOA Wrench plus 3/16" & 5/16" Hex Driver Bit



TLWSW

- Small, straight. Square drive
- 3/16", 1/4", 5/16", 3/8" Square Drive

TLWSWB In Bulk (100 pcs)
TLWSWA Wrench plus 3/16" & 5/16" Hex Driver Bit



BTLDTW BLACKMAX® DIGITAL TORQUE WRENCH

Ideal for HVAC mini-split installations or where OEM-specified torque settings are critical, the BlackMax digital torque wrench exceeds the capabilities of mechanical-only torque wrenches by offering a variety of user-friendly features in a lightweight, durable and ergonomic housing.

The BTLDTW stores 5 factory and 5 user-defined presets, and is able to simultaneously display stored vs. actual torque values. Large display numbers prevent misreading torque data, a common problem when using wrenches without digital displays. View “Peak” and “Track” torque data with audible (tone), visual (LED) and tactile (vibration) “torque alerts” to prevent over-tightening by providing advance warning when approaching or exceeding predefined torque settings.



KEY FEATURES

- Ensures OEM torque setting compliance
- Ideal for HVAC mini-split installations
- **Jaw opening:** 3/16” to 1-7/16” (5 to 35mm)
- **Torque settings:** Lbf.ft, Lbf.in, N-m, Kgf.m
- **Pre-set and actual torque values:-** View both same time
- **LED Torque Alerts:** Green= within 50-98%, Red= within 2%
- **Memory Presets:** 5 common, 5 open for custom torque values
- **Track mode:** View real-time torque value reached during use
- **Peak mode:** Maximum torque value reached is stored temporarily
- **Auto-Off (Selectable):** Conserves battery life
- Display light key




Torque Units (Selectable)	N-m	Kgf.m	Lbf.ft	Lbf.in
Torque Measurement Range	8-85	1-8	6-63	71-752
Display Resolution	0.1 N-m	0.1 Kgf.m	0.1 Lbf.ft	1.0 Lbf.in
Accuracy	± 2% clockwise and counter-clockwise of reading, 10% to 100% of full scale			
Jaw Opening	3/16” – 1-7/16” (5 - 35 mm)			
Operating Voltage	3V (2 x AAA batteries, supplied)			
Operating Temperature	32°F~104°F (0°C ~ 40°C)			
Storage Temperature	-4°F ~113°F (-20°C ~ 45°C)			
Wrench (+ Case) Weight	2.79 lb (1.27 kg)			
Wrench Length	15.25” (0.387 m)			
Green LED Flashes	Within 50% to 98% of programmed torque (in Peak or Track mode)			
Intermittent Tone	Within ±5N-m of programmed torque value			
Red LED On	Within 2% of programmed torque value			
Faster Tone	Within ± 2 N-m of programmed torque value			
Continuous Tone + Constant Green LED & Handle Vibrates	When >2% over programmed torque value			
Display Constant On:	Battery life = approx. 120 hours			
Display & Backlight Constant On:	Battery life = approx. 96 hours			
Replacement Battery Cap	BTLDTWCX			

Call and speak to a CPS representative. Customer Service: +1 (305) 687-4121 | Toll Free: (800) 277-3808

PRO-SET® TORQUE WRENCHES

Professional interchangeable jaw torque wrench set ensures compliance with OEM torque settings for high pressure systems.

- SAE (Inch) or Metric Sets: Both include 6 sizes of interchangeable ends
- Polished chrome finish
- Provides consistently accurate readings and rugged, trouble-free performance
- Includes instruction sheet and molded storage case



TLTWSAE IMPERIAL WRENCH SET

- **Inch Wrench Settings** in Inch-Pounds (60-960) or Foot-Pounds (5-80)

Includes: SAE Multi-Head Torque Wrench Set with handle, heads and case (5/8", 11/16", 13/16", 15/16", 1-1/16", 1-5/16")

Replacement Parts:

TLXTWSAE	Complete Set of (6) SAE Wrench Heads
TLXTWSAEW	SAE Torque Wrench Handle
TLXTW58	5/8" Head
TLXTW1116	11/16" Head
TLXTW1316	13/16" Head
TLXTW1516	15/16" Head
TLXTW1L116	1-1/16" Head
TLXTW1L516	1-5/16" Head

TLTWSM METRIC WRENCH SET

- **Metric Wrench Settings** in Newton-Meters (10-75)

Includes: Metric Multi-Head Torque Wrench Set with handle, heads and case (17, 22, 24, 26, 27, 29 mm)

Replacement Parts:

TLXTWM	Complete Set of (6) Metric Wrench Heads
TLXTWMW	Metric Torque Wrench Handle
TLXTWM17	17mm
TLXTWM22	22mm
TLXTWM24	24mm
TLXTWM26	26mm
TLXTWM27	27mm
TLXTWM29	29mm



◆ **TLSWH PRO-SET®
HEX**

- Hex ends (Inch)
- Nickel Plated
- 5/64", 7/64", 1/8", 9/64", 5/32", 3/16", 7/32", 1/4"
- Clamshell packaging with display card



◆ **TLSWB PRO-SET®
HEX BALL POINT**

- Ball point ends (Inch)
- Nickel Plated
- 5/64", 7/64", 1/8", 9/64", 5/32", 3/16", 7/32", 1/4"
- Clamshell packaging with display card



◆ **TLSWT PRO-SET®
TORX**

- Torx ends
- Nickel Plated



◆ **TLSWHM PRO-SET®
HEX**

- Hex ends (Metric)
- Nickel Plated
- 1.5, 2, 2.5, 3, 4, 5, 6, 8 mm
- Clamshell packaging with display card



TLSWHB PRO-SET® COMBO SET

Inch Hex Wrench Combo Set: Includes TLSWH (Inch Hex Key) & TLSWB (Inch Ball Point Key Set)



**TLPK PRO-SET® SWAGE
PUNCH SET**

5 Punches (1/4", 5/16", 3/8", 1/2", 5/8")



**TLMSP PRO-SET® 6-in-1 SWAGING
PUNCH**

- (3/16", 1/4", 5/16", 3/8", 1/2", 5/8")
- Swages six sizes of tubing
- Chrome plated for strength and durability



**TLPORR PRO-SET®
PINCH-OFF & RE-ROUND
TOOL**

Pinch-Off tool & rerounds 1/4", 5/16", 3/8", and 1/2" copper and tubing



**TLFC1 PRO-SET®
UNIVERSAL METAL FIN
COMB**



**TLFC6 PRO-SET® UNIVERSAL
6-SIDED FIN COMB
STRAIGHTENING TOOL**
Repair bent condenser fins



**TLFC2 PRO-SET® FIN
STRAIGHTENER**
Large durable, easy grip handle



**TSWS TECH-SET™ SMALL
STRAIGHT SERVICE WRENCH**

- Square Drive: 3/16", 1/4", 5/16", 3/8"
- Metal handles with frosted finish and blister card packaging



**TSWSO TECH-SET™ SMALL
OFFSET SERVICE WRENCH**

- Square Drive: 3/16", 1/4", 5/16", 3/8"
- Metal handles with frosted finish and blister card packaging



**TSWSH TECH-SET™ LARGE
STRAIGHT SERVICE WRENCH**

- Square Drive: 3/16 & 1/4
- Hex Drive: 1/2 & 9/16
- Metal handles with frosted finish and blister card packaging

TECH-SET™ INSPECTION MIRRORS

For fast, accurate inspection of any hidden area.
Universal ball joints hold mirrors firmly at any angle.



TLMIR1
Circular
Telescoping Mirror
1-1/4" diameter



TLMIR2
Circular
Telescoping Mirror
2-1/4" diameter



TLMIR3
Rectangular
Telescoping Mirror
3-1/2" x 2"

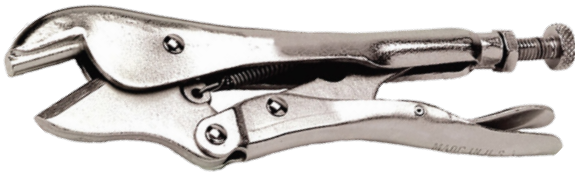
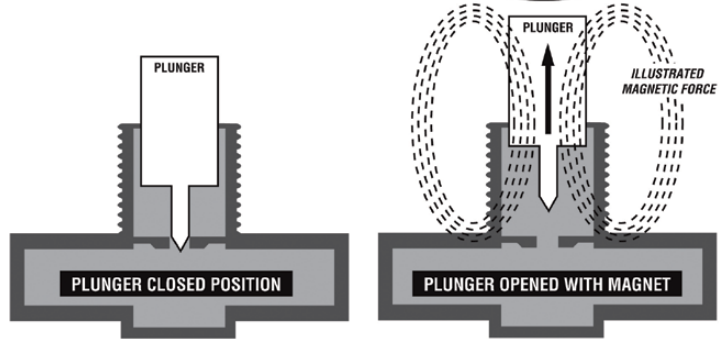


TLMIR4
Oval Pocket Mirror
1" x 2"

TLMKC18 SOLENOID MAGNET

The **TLMKC18** is designed to manually open solenoid valves by magnetically lifting the stem assembly and plunger. Simply slide the **TLMKC18** over the valve's enclosing tube and the industrial grade magnets incorporated inside the rugged ABS plastic housing does the rest. It is an ideal tool for trouble shooting/servicing both direct connected or pilot operated 2-way solenoid, 3-way reclaim or 4-way reversing valves.

- 0.75"/18 mm opening fits all common manufactured valves



TLPO PRO-SET® PINCH-OFF PLIERS

- Tool locks onto tubing to prevent loss of refrigerant during service
- Rounded jaws to avoid cutting tubing
- Fast release mechanism
- 1 year warranty



TLPP PRO-SET® TUBE PIERCING PLIERS

Tube Piercing Pliers 1/4"
TLPPX Replacement Tip



TLDWH WOOD DUCT KNIFE

Used to fabricate fiberglass duct board. Stainless steel 6" double edge resharpenable blade facilitates easy piercing for inside cuts. The double edge is also ideal for tapping into and trimming flex duct.



TLDKRH RUBBER DUCT KNIFE

Used to fabricate fiberglass duct board. Stainless steel 6" double edge resharpenable blade facilitates easy piercing for inside cuts. The double edge is also ideal for tapping into and trimming flex duct.



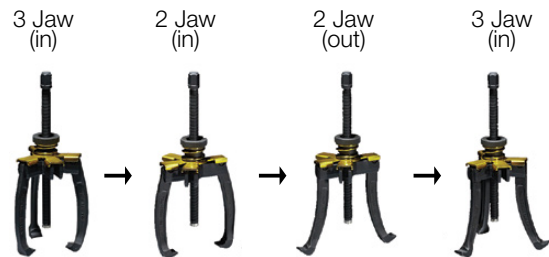
TLMAG1 COMPACT MAGNETIZER/DEMAGNETIZER

Use the **TLMAG1** to magnetize tools in order to keep small screws and nuts in position, especially helpful when working in confined spaces, or demagnetize tools when working on or near electronic circuit boards. Simply insert a screwdriver or nut driver into the (+) opening, slowly draw it out and it's magnetized. Leave the magnetizer on the tool for extra strength. To demagnetize, slowly draw the tool through the smallest area of the (-) opening.

- Instantly magnetize or demagnetize steel tools & parts
- Incorporates two C5 industrial strength magnets
- Impact resistant ABS molded plastic
- No batteries or electricity required
- Compact design: 2" x 2" x 1"

BLACKMAX® GEAR & PULLEY REMOVERS

- Quick-change: 2 or 3 reversible jaw
- Internal/external pull
- Forged chrome, vanadium steel
- Patented design enables fast configuration of two or three puller arms for inward or outward gripping positions.



BTLGP4

- Remover 3"-4" (76-102 mm)
- 3.75" Reach
- 11.5" Spread

Center point prevents slippage



BTLGP7

- Remover 3"-7" (76-178 mm)
- 5.5" Reach
- 17" Spread



BRRN1 PRO-SET® NITROGEN REGULATOR

- UL Listed
- Delivery Pressure 0-400 PSI
- Easy-to-read gauges with protective rubber gauge boots



BRHT2 PRO-SET® POWER TORCH

- Auto-ignite torch
- Adjustable flame control
- For use with propylene (MAPPRO), MAPP and Propane
- CGA600 Inlet Connection
- Reinforced plastic and stainless steel burn tube
- 3 changeable tips with space for 2 cylinders
- Molded case



BRHT1 PRO-SET® HAND TORCH

- Auto-ignite torch
- Adjustable flame control
- For use with propylene (MAPPRO), MAPP and Propane
- CGA600 Inlet Connection
- Cast aluminum and stainless steel burn tube construction
- Flame lock button, precise flame adjustment
- Clamshell packaging

BRXHTST1 Replacement Torch Tip



BRHT5 PRO-SET® HAND TORCH WITH 5' HOSE & VALVE

- Auto-ignite torch
- Adjustable flame control
- For use with propylene (MAPPRO), MAPP and Propane
- CGA600 Inlet Connection
- Brass regulator, composite handle & stainless steel burn tube
- New brass regulator with 5 ft hose and valve
- Clamshell packaging



BRHTS1A PRO-SET® SWIVEL HAND TORCH

- Auto-ignite torch
- Adjustable flame control
- For use with propylene (MAPPRO), MAPP and Propane
- CGA600 Inlet Connection
- Brass regulator & stainless steel burn tube
- Torch tube swivels 360 degrees, operates in any position
- Clamshell packaging

BRXHTST1 Replacement Torch Tip



BRHTS1 TECH-SET® SWIVEL HAND TORCH

- Manual Ignition
- Adjustable flame control
- For use with propylene (MAPPRO), MAPP and Propane
- CGA600 Inlet Connection
- Clamshell packaging


BRXHTS1 Replacement Torch Burner Tube Assembly

5-2-1[®]

COMPRESSOR SAVER[®]

**PROTECT YOUR CUSTOMERS
WHILE EARNING ADDITIONAL PROFITS**





REDUCES DAMAGING IN-RUSH CURRENT BY UP TO 50%!

5-2-1[®] COMPRESSOR SAVER[®]

Start-up is the most punishing task for any type of electrical equipment due to the surge of current when power is first applied. A/C compressors can consume up to 45,000 watts!

The 5-2-1 Compressor Saver significantly reduces the time the compressor draws high amperage at start-up by combining a powerful multi-layer starting capacitor with a smart switch to safely give the compressor the burst it needs to start up quickly and reliably, while drawing less power. Less power means lower energy bills, too.

- Perfect add-on service for HVAC technicians—high profit, easy and fast to install, and easy to sell.
- Customers experience immediate results.
- Adds years to the life of your compressor and other electrical components associated with your A/C system.
- Reduce damaging in-rush current by up to 50%.



Watch the video by scanning the QR Code.



CSRU1
For 1 to 3 Ton units



CSRU2
For 3-1/2 to 5 Ton units



CSRU3
For 4 to 5 Ton units

MAXIMUM SURGE PROTECTION

5-2-1® SURGE PROTECTOR

The 5-2-1 Surge Protection device incorporates the latest in patented surge protection technology providing up to **70% MORE PROTECTION** than similar value priced alternatives*. Plus, no other brand has a separate visible alarm that indicates when the unit has suffered significant damage and needs to be replaced.

Professionally Installed Surge Protection

- Protects against power surges
- Protects against lightning strike surges
- Protects against utility grid "Spikes"
- Protects vital system components

Dual Visual Indicators

Home owners and contractors alike love our dual indicator lights. No more wasting time or money dealing with a single indicator light. Our products come with two lights - a red light to indicate if power is present and a green light to indicate that the product is providing protection. With two lights on, you can rest assured knowing that the system is properly protected.

Features:

- Device built with patented MOV parts
- Green LED indicates surge protection is present
- Red LED indicates that power is present *independent* of the surge protection status
- TUV Certified UL 1449 3rd Edition
- Type 4X enclosure IP67 rated
- Easy installation
- Low cost, high performance

Contractor Benefits:

- Promote additional profits
- Marketing materials available FREE of charge
- Protect your customer's equipment
- Reduce callbacks
- Increase customer referrals

Single Phase Surge Protection

- Circuit Boards
- Air Conditioners
- Furnaces
- Heat Pumps
- Refrigeration Systems



Watch the video by scanning the QR Code.



SPD60
Rated up to 60,000 amps



SPD150
Rated up to 100,000 amps



*Based on maximum energy dissipation (Joule) rating

QUICKEST AND EASIEST WAY TO BRING NEW LIFE TO OLD REFRIGERATION SYSTEMS!

5-2-1® QUIKSTART® COMPRESSOR START KIT

The 5-2-1 QUIKSTART is an easy-to-install 115V combination starter, pre-wired to work with or without a run capacitor. The 5-2-1 QUIKSTART works by administering essential power boosts to the compressor.

The 5-2-1 QUIKSTART is designed to replace all three electrical components on all domestic and commercial refrigerators and freezers using CSIR or CSCR type compressors (relay, overload and start capacitor) and comes pre-wired, complete installation instructions and extra wiring nuts.

Features:

- 3-in-1 product: replaces relay, start capacitor and overload
- Provides a boost for hard start and unbalanced systems
- Start assist in low voltage conditions
- UL recognized



5-2-1® QUIKSTART® COMPRESSOR START KITS			
ITEM		HP	Maximum Volts
QRUC0410	For Systems With Run Capacitors	1/4 - 1/3	115V
QRUC0810		1/12 - 1/5	115V
QRUC0410	For Systems Without Run Capacitors	1/4 - 1/3	115V
QRUC0810		1/12 - 1/5	115V