



# AIR VENTS

**Rapid Initial Air Vent  
Automatic Air Vent**




# Free Float for Venting Air & Gas\* from Liquid Piping

\* Do not use for toxic, flammable or otherwise hazardous fluids.

No failure-prone levers or hinges. Only one moving part, the free float, eliminates concentrated wear and provides long, maintenance-free service life.

- **Rapid Initial Air Vent**  
VAS  
VA1/VA4/VA5
- **Automatic Air Vent**  
VC2/VC4  
VS1C



Precision-ground float with three-point seating provides the tightest seal at high water level.

- **Automatic Air Vent**  
VS1C



VAS



VA Series



VC Series



VS1C

## Rapid Initial Air Vents

### VAS / VA Series

Used for venting large amounts of initial air at system start-up. Once the valve closes after discharging initial air, it will not open again, even if air accumulates inside the product, until the internal pressure drops to near atmospheric pressure.



If air is expected to accumulate in the piping during operation, use together with an automatic air vent.

## Automatic Air Vents

### VC Series / VS1C

Discharge air or gas automatically as it enters the vent at start-up and during operation. Facilitates drainage of the system by introducing air at system shutdown.



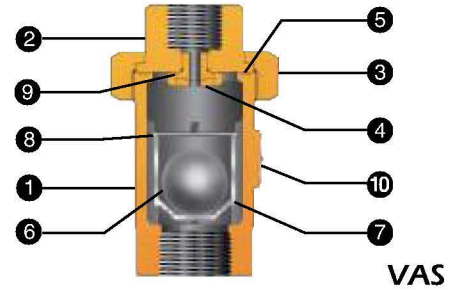
If a large volume of air needs to be discharged at start-up, use together with a rapid initial air vent.

# Rapid Initial Air Vents

## Application Example

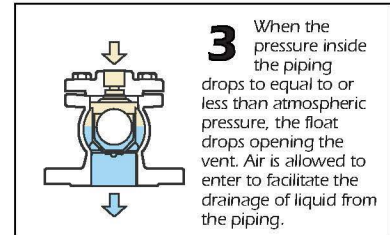
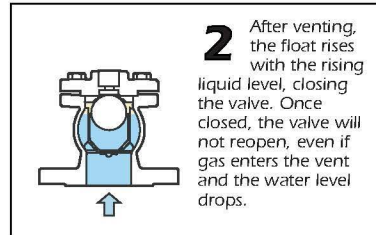
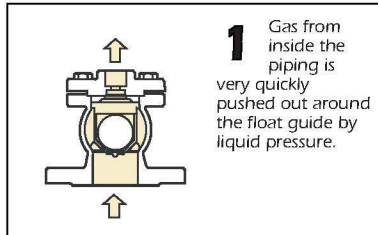


- Simple construction and trouble free operation
- Only one moving part, the free float, eliminates concentrated wear and provides long service life
- Precision-ground float and valve seat rubber contact assures seal tightness when vent is closed
- Also functions as a vacuum breaker



| No. | Part Name         | No. | Part Name    |
|-----|-------------------|-----|--------------|
| ①   | Body              | ⑥   | Float        |
| ②   | Union             | ⑦   | Float Guide  |
| ③   | Cap Nut           | ⑧   | Snap Ring    |
| ④   | Valve Seat        | ⑨   | Union Gasket |
| ⑤   | Valve Seat Gasket | ⑩   | Nameplate    |

## Rapid Initial Air Vent Operation: VA Series

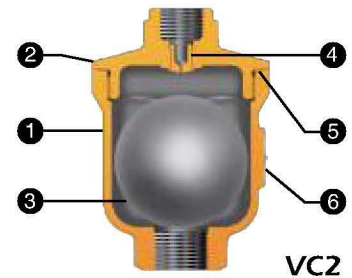


# Automatic Air Vents

## Application Example



- Simple construction and trouble free operation
- Only one moving part, the free float, eliminates concentrated wear and provides long service life
- Precision-ground float and valve seat rubber contact assures seal tightness when vent is closed
- Also functions as a vacuum breaker

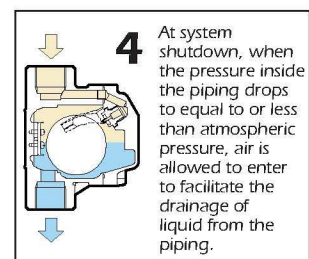
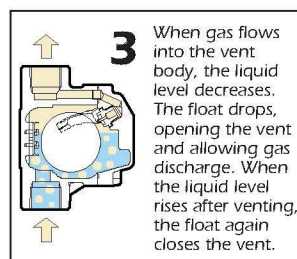
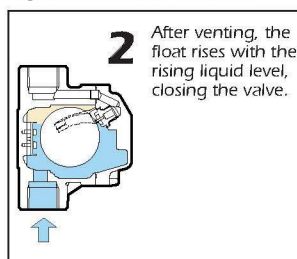
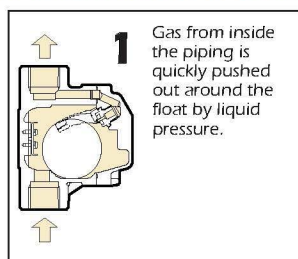


| No. | Part Name    |
|-----|--------------|
| ①   | Body         |
| ②   | Cover        |
| ③   | Float        |
| ④   | Valve Seat   |
| ⑤   | Cover Gasket |
| ⑥   | Nameplate    |

### VS1C

- Works in liquids with low specific gravity ( $\rho \geq 0.8$ )
- High corrosion resistance due to stainless steel body and fluorine rubber (FPM) valve seat
- Useable with high pressures and temperatures

## Automatic Air Vent Operation: VS1C



# X-element for Venting Air & Gas from Steam Systems

## LA Series

Remove air from steam systems and shorten start-up time. Facilitates drainage of the system by introducing air at system shutdown, preventing the formation of a vacuum as steam condenses.



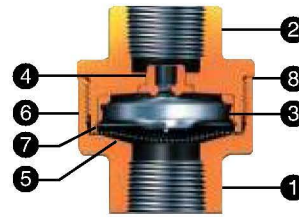
## What is the X-element?

A multi-diaphragm valve mechanism filled with a thermoliquid which opens and closes the vent at a temperature approximately 40 °F less than saturated steam temperature, allowing the discharge of any air or gas.

### Application Example



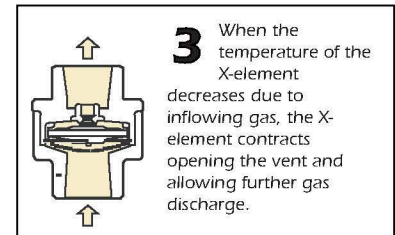
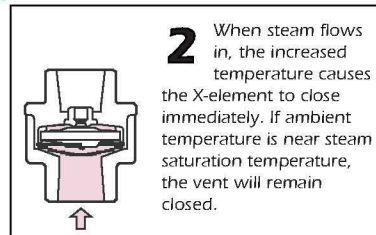
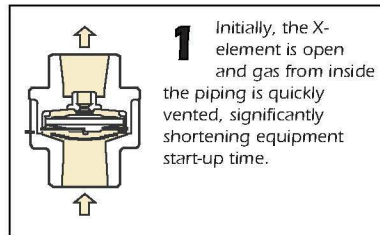
- Vents hot air up to approx. 40 °F below saturated steam temperature
- Fail-open mechanism
- High heat resistance
- Compact with large venting capacity
- Also functions as a vacuum breaker



LA21

| No. | Part Name    |
|-----|--------------|
| ①   | Body         |
| ②   | Cover        |
| ③   | X-element    |
| ④   | Valve Seat   |
| ⑤   | Screen       |
| ⑥   | Nameplate    |
| ⑦   | Snap Ring    |
| ⑧   | Cover Gasket |

### Automatic Air Vent for Steam Operation: LA Series



## Selection Guide

| Air Vent Class                | Medium                                       | Piping Direction | Operating Pressure Range (psig) | Max. Operating Temp. (°F)                | Max. Venting Capacity (scfm)* | Body Material        | Model          |
|-------------------------------|--|------------------|---------------------------------|--|-------------------------------|----------------------|----------------|
| <b>Rapid Initial Air Vent</b> | Water, Hot Water                             | Vertical Piping  | 1.5 - 150                       | 212                                      | 18                            | Cast Iron            | <b>VAS</b>     |
|                               |  |                  |                                 |  | 140                           |                      | <b>VA1</b>     |
|                               |  |                  |                                 |  | 620                           |                      | <b>VA4</b>     |
|                               |  |                  |                                 |  | 1190                          |                      | <b>VA5</b>     |
| <b>Automatic Air Vent</b>     | Water, Hot Water                             | Vertical Piping  | 7 - 75                          | 194                                      | 0.9                           | Bronze               | <b>VC2</b>     |
|                               |  |                  | 15 - 150                        |  | 14                            | Cast Iron            | <b>VC4</b>     |
|                               | Special Fluids (Non-Toxic and Non-Flammable) |                  | 1.5 - 150                       | 302 (428 with optional metal valve seat) | 6.0                           | Cast Stainless Steel | <b>VS1C-10</b> |
|                               |  |                  | 1.5 - 300                       |  | 4.4                           |                      | <b>VS1C-21</b> |
| <b>Automatic Air Vent</b>     | Steam  | Vertical Piping  | 1.5 - 300                       | 455                                      | 70                            | Cast Stainless Steel | <b>LA21</b>    |

\* Capacities are equivalent capacities of air at 68°F under atmospheric pressure. Pressure differential is 15 psi for rapid initial air vents, and maximum operating pressure for automatic air vents.

Full product details (sizes, pressures, capacities and materials) are included in the individual specification data sheets (SDS).



To avoid abnormal operation, accidents or serious injury, DO NOT use this product outside of the specification range. Local regulations may restrict the use of this product to below the conditions quoted.



DO NOT DISASSEMBLE OR REMOVE THIS PRODUCT WHILE IT IS UNDER PRESSURE. Allow internal pressure of this product to equal atmospheric pressure and its surface to cool to room temperature before disassembling or removing. Failure to do so could cause burns or other injury. READ INSTRUCTION MANUAL CAREFULLY.

## TLV CORPORATION

13901 South Lakes Drive, Charlotte, NC 28273-6790

Phone: 704-597-9070 Fax: 704-583-1610

E-mail: [tlv@tlvengineering.com](mailto:tlv@tlvengineering.com)

For Technical Service 1-800 "TLV TRAP"



Manufacturer

**TLV** CO., LTD.

Kakogawa, Japan

is approved by LRQA Ltd. to ISO 9001/14001

ISO 9001/ISO 14001

