



TEL-TRU MANUFACTURING COMPANY

SANITARY BIMETAL THERMOMETERS

This heavy duty thermometer meets 3-A Sanitary Standard 74-06 requirements for sensors and sensor fittings and connectors used in milk and milk products. Other applications include food and beverage processing and the pharmaceutical industry.

No thermowell is required because a Tri-Clamp® sanitary fitting is integral to the thermometer, reducing installation and instrument costs.

► MODEL CODES:

Back Connected	SGT-300R	3" diameter head
	SGT-400R	4" diameter head
	SGT-500R	5" diameter head
Bottom Connected	SBC-350R	3" diameter head
	SBC-450R	4" diameter head
	SBC-550R	5" diameter head
Adjustable Angle	SAA-375R	3" diameter head
	SAA-475R	4" diameter head
	SAA-575R	5" diameter head

► SPECIFICATIONS:

Stem Lengths:	1 ⁵ / ₈ , 2 ¹ / ₂ , 2 ³ / ₄ , 4 ¹ / ₂ , 7 ¹ / ₂ , 10 ¹ / ₂ , 13 ¹ / ₂ , 16 ¹ / ₂ , 22 ¹ / ₂ "
Stem Diameter:	.375" standard .250" optional
Connection:	316SS Tri-Clamp fitting sizes ¾", 1½", 2, 3, and 4"
External Reset:	Easy to calibrate by inserting a hex key into reset opening
Material:	316SS wetted parts, 304SS non-contact parts
Hermetic seal:	Per ASME B40.3 dustproof and leakproof
Dial:	True Anti-Parallax dial, easy-to-read from any angle, minimizes reading errors Anodized aluminum with large black numbers and graduations
Lens:	Glass, tempered glass, safety glass, acrylic, or polycarbonate
Bimetal Coil:	Helix coil is silicone coated on ranges below 500°F for vibration dampening and to maximize heat transfer and response time
Accuracy:	±1% full span per ASME B40.3 Grade A
Over Temperature Limits:	Up to 250°F 100%; 250°F to 550°F, 50%; 550°F to 1000°F, continuous use up to 800°F, intermittent use over 800°F
Surface Finish:	All wetted parts, max. 32 micro-inches (.80 microns) on stem, weld radius, and underside of flange, per 3-A Sanitary Standard 74-06 requirements



Tri-Clamp® is a registered trademark of Tri-Clover, Inc.

* Used on both ½ and ¾" lines.

** Used on both 1 and 1½" lines.

Temperature + Pressure

Since
1916



www.teltru.com

SANITARY BIMETAL THERMOMETERS

► HOW TO ORDER

Example: SGT300R, 2.5" Stem, 0/250°F, .375 316SS stem diameter, Glass, 2" Tri-Clamp fitting

3410 02 67 B6N AAAA - 20
 XXXX XX XX XXX XXXX - XX

MODEL

- 3410** SGT300R
- 4810** SGT400R
- 3810** SGT500R
- 3910** SBC350R
- 4610** SBC450R
- 4010** SBC550R
- 4110** SAA375R
- 4710** SAA475R
- 4210** SAA575R

STEM LENGTH ("U")

- IC** 1.625"
- 02** 2.5"
- BA** 2.75"
- CH** 4.5"
- AT** 7.5"
- DC** 10.5"
- EC** 13.5"
- FJ** 16.5"
- JQ** 22.5"

Other stem lengths available upon request.

RANGE

Fahrenheit			Celsius			Dual		
Code	%/Div.	Temp.	Code	%/Div.	Temp.	Code	%/Div.	Temp.
56	2°	0/220F	86	1°	-20/120C	04	0/220F	-10/100C
67	2°	0/250F	74	1°	-10/110C	14	0/250F	-20/120C
59	2°	20/240F	76	1°	0/100C	05	20/240F	-10/110C
62	2°	50/300F	77	1°	0/150C	07	50/300F	10/150C

Other ranges available with 2½" stems and longer.

SANITARY SIZE FITTING

- 05** ¾" Tri-Clamp (316SS)*
- 10** 1½" Tri-Clamp (316SS)**
- 20** 2" Tri-Clamp (316SS)
- 25** 2½" Tri-Clamp (316SS)
- 30** 3" Tri-Clamp (316SS)
- 40** 4" Tri-Clamp (316SS)

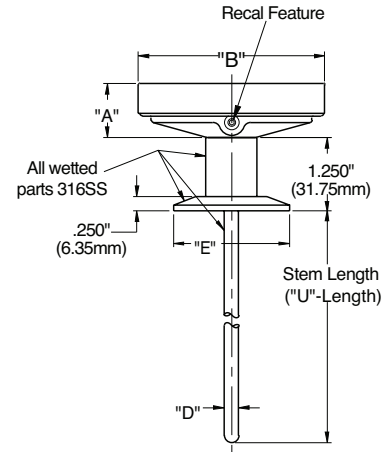
WINDOW

- AAAA** Glass
- BAAA** Tempered Glass
- CAAA** Safety Glass
- DAAA** Acrylic
- EAAA** Polycarbonate

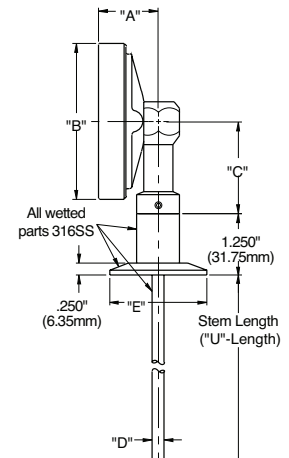
STEM DIAMETER/MATERIAL

- B6L** .250 316SS
- B6N** .375 316SS

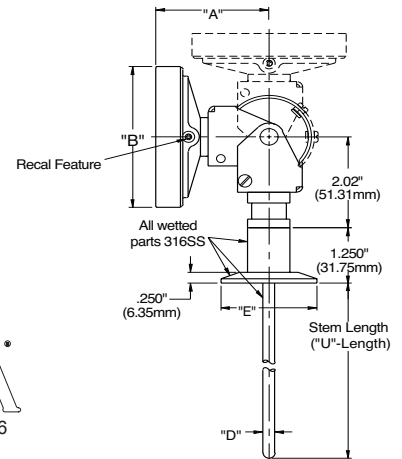
► SGT MODELS:



► SBC MODELS:



► SAA MODELS:



► STANDARD MODELS and SPECIFICATIONS:

Model	"A"	"B"	"C"
SGT300R	.890" (22.61mm)	3.187" (80.95mm)	-
SGT400R	.890" (22.61mm)	4.115" (104.50mm)	-
SGT500R	1.328" (33.73mm)	5.040" (128.02mm)	-
SBC350R	1.187" (30.15mm)	3.187" (80.95mm)	1.875" (47.63mm)
SBC450R	1.187" (30.15mm)	4.115" (104.50mm)	2.625" (66.68mm)
SBC550R	1.625" (41.28mm)	5.040" (128.02mm)	2.625" (66.68mm)
SAA375R	2.430" (61.72mm)	3.187" (80.95mm)	-
SAA475R	2.430" (61.72mm)	4.115" (104.50mm)	-
SAA575R	2.660" (67.56mm)	5.040" (128.02mm)	-

Tri-Clamp Fitting	"E"
* ¾"	.984" (25.00mm)
** 1½"	1.984" (50.40mm)
2"	2.516" (63.90mm)
2½"	3.047" (77.40mm)
3"	3.579" (90.90mm)
4"	4.682" (118.90mm)

Stem Length ("U" Length)
1.625" (41.28mm)
2.500" (63.50mm)
2.750" (69.85mm)
4.500" (114.30mm)
7.500" (190.50mm)
10.500" (266.70mm)
13.500" (342.90mm)
16.500" (419.10mm)
22.500" (571.50mm)

* Used on both ½ and ¾" lines.

** Used on both 1 and 1½" lines.



Tel-Tru Manufacturing Company

408 St. Paul St., Rochester, New York 14605 USA

Phone: 585.232.1440 • 800.232.5335 • Fax: 585.232.3857 • E-mail: info@teltru.com • Web: www.teltru.com

SBTSH804a

© 2015