



PowerDyne® STEAM TRAP MODEL HR150A

HIGH-PRESSURE THERMODYNAMIC DISC TRAP

Benefits

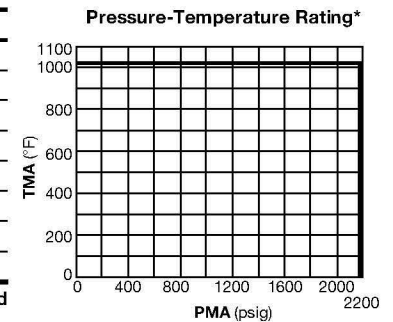
Air-jacketed disc trap for drainage of high-pressure and temperature steam mains and turbines.

1. Inline replaceable valve module to facilitate maintenance and lower repair costs.
2. Eight body bolts fasten the cover and hold the module valve seat in the trap body to promote good sealing.
3. Lapped disc provides steam-tight seal.
4. Air-jacketing reduces no-load cycling and reduces wear.
5. Built-in screen with large surface area for extended trouble-free operation.
6. Hardened working surfaces for long life.



Specifications

Model	HR150A	
Connection	Socket Weld	
Size (in)	½, ¾, 1	
Maximum Operating Pressure (psig)	PMO	2100
Minimum Operating Pressure (psig)		230
Maximum Operating Temperature (°F)	TMO	1022
Maximum Allowable Pressure (psig)	PMA	2175 @ 1022 °F
Maximum Allowable Temperature (°F)	TMA	1022 @ 2175 psig
Maximum Back Pressure		50% of Inlet Pressure

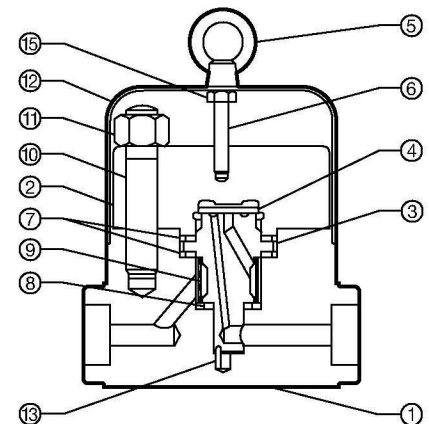


* This Rating Graph is based on Allowable Stress Values of ASTM-Materials at each temperature. **Connections and sizes in bold are standard**



To avoid abnormal operation, accidents or serious injury, DO NOT use this product outside of the specification range. Local regulations may restrict the use of this product to below the conditions quoted.

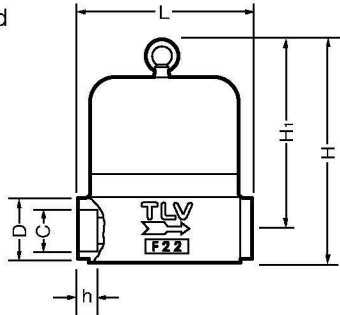
No.	Description	Material	ASTM/AISI*	JIS
①	Body	Alloy Steel	A182 F22 Cl.3 A182 F91**	—
② ^R	Cover	Stainless Steel	AISI420	SUS420J2
③ ^R	Module Valve Seat	Hardened Stainless Steel	AISI440C	SUS440C
④ ^R	Disc	Hardened Stainless Steel	AISI440C	SUS440C
⑤	Eye Nut	Carbon Steel	A6	SS400
⑥	Spacer	Carbon Steel	A6	SS400
⑦ ^{MR}	Module Gasket	Graphite/Stainless Steel	-/AISI309S+Cb	-/SUS309S+Cb
⑧ ^{MR}	Module Gasket	Graphite/Stainless Steel	-/AISI309S+Cb	-/SUS309S+Cb
⑨ ^R	Screen inside/outside	Stainless Steel	AISI430/304	SUS430/304
⑩	Body Bolt	Alloy Steel	A193 Gr.B16	SNB16
⑪	Cover Nut	Alloy Steel	A193 Gr.B7	SNB7
⑫	Cap	Carbon Steel	A109	SPCC
⑬ ^R	Guide Pin	Stainless Steel	AISI304	SUS304
⑭	Nameplate***	Stainless Steel	AISI304	SUS304
⑮	Hexagon Nut	Carbon Steel	A6	SS400



* Equivalent ** Option *** Not shown
Replacement kits available: (M) maintenance parts, (R) repair parts

Dimensions

● **HR150A Socket Weld**

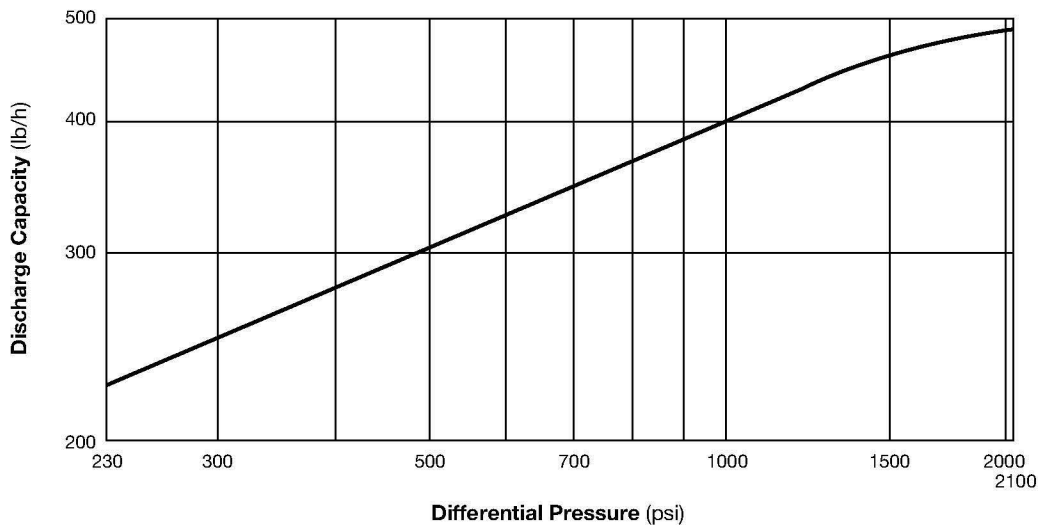


HR150A Socket Weld* (in)

Size	L	H	H ₁	φD	φC	h	Weight (lb)
1/2	5 1/2	7 7/16	6 5/16	2 1/8	0.855	9/16	27
3/4					1.065		26
1					1.330		

* ASME B16.11-2005, other standards available

Discharge Capacity



1. Differential pressure is the difference between the inlet and outlet pressure of the trap.
2. Recommended safety factor: at least 2.



DO NOT DISASSEMBLE OR REMOVE THIS PRODUCT WHILE IT IS UNDER PRESSURE. Allow internal pressure of this product to equal atmospheric pressure and its surface to cool to room temperature before disassembling or removing. Failure to do so could cause burns or other injury. READ INSTRUCTION MANUAL CAREFULLY.

TLV CORPORATION

13901 South Lakes Drive, Charlotte, NC 28273-6790
 Phone: 704-597-9070 Fax: 704-583-1610
 E-mail: tlv@tlvengineering.com
 For Technical Service 1-800 "TLV TRAP"



Manufacturer
TLV co., LTD.
 Kakogawa, Japan
 is approved by LRDA Ltd. to ISO 9001/14001

ISO 9001/ISO 14001

