



FREE FLOAT AIR TRAP

MODEL G8

HIGH-CAPACITY COMPRESSED AIR TRAP

Benefits

Extremely durable, high-capacity free float trap with tight shutoff for automatic drainage of condensate and oil from compressed air systems.

1. Self-modulating free float provides soft, continuous and smooth low velocity discharge as condensate loads vary.
2. Durable valve seat maintains air-tight seal even under no-load conditions.
3. Unique rotational seating design prevents concentrated wear to provide long, maintenance-free service.
4. Large orifice helps prevent clogging due to dirt or oil accumulation.
5. Rugged float construction with up to 1500 psig hydraulic shock rating ensures excellent performance.
6. Y-type strainer with large surface area ensures trouble free operation.



Specifications

Model	G8	
Connection	Screwed	
Size (in)	1	
Maximum Operating Pressure (psig) PMO	230	
Maximum Differential Pressure (psi) ΔPMX	230	
Minimum Operating Pressure	Vacuum	
Maximum Operating Temperature (°F) TMO	212	
Maximum Allowable Pressure (psig) PMA	250	
Maximum Allowable Temperature (°F) TMA	212	
Applicable Fluid*	Air	

* Do not use for toxic, flammable or otherwise hazardous fluids.

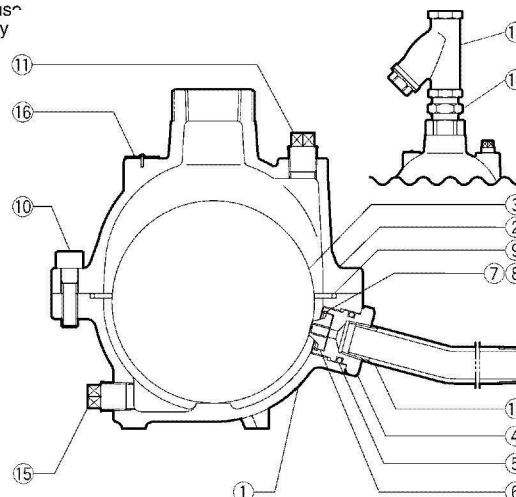
Connections and sizes in bold are standard



To avoid abnormal operation, accidents or serious injury, DO NOT use this product outside of the specification range. Local regulations may restrict the use of this product to below the conditions quoted.

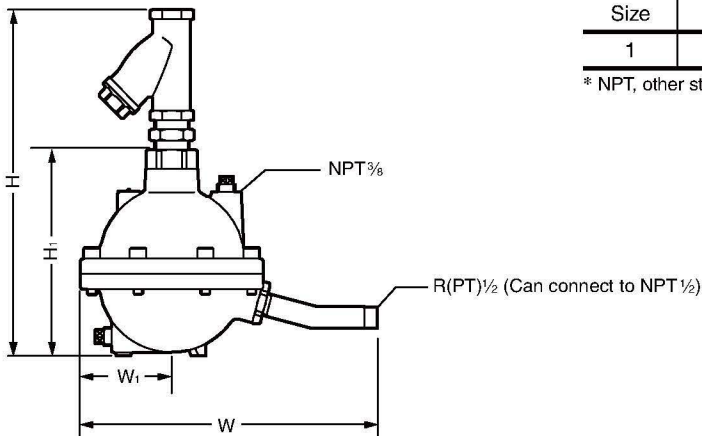
No.	Description	Material	ASTM/AISI*	JIS
①	Body	Cast Iron	A126 Cl.B	FC250
②	Cover	Cast Iron	A126 Cl.B	FC250
③	Float	Stainless Steel	AISI316L	SUS316L
④	Valve Seat Holder	Stainless Steel	AISI420F2	SUS420F2
⑤	Valve Seat Holder O-ring	Nitrile Rubber	D2000BF	NBR
⑥	Valve Seat	Nitrile Rubber	D2000BF	NBR
⑦	Snap Ring	Stainless Steel	AISI304	SUS304
⑧	Washer	Stainless Steel	AISI304	SUS304
⑨	Cover O-ring	Nitrile Rubber	D2000BF	NBR
⑩	Cover Bolt	Cr-Mo Steel	AISI4135	SCM435
⑪	Balancing Line Plug	Carbon Steel	AISI1010	S10C
⑫	Discharge Pipe	Carbon Steel	A53 Type F	SGP
⑬	Y-type Strainer(Y3)	Stainless Steel	A351 Gr.CF8	—
⑭	Nipple	Carbon Steel	AISI1025	S25C
⑮	Plug	Carbon Steel	A6	SS400
⑯	Nameplate	Stainless Steel	AISI304	SUS304

* Equivalent



Dimensions

● **G8 Screwed**



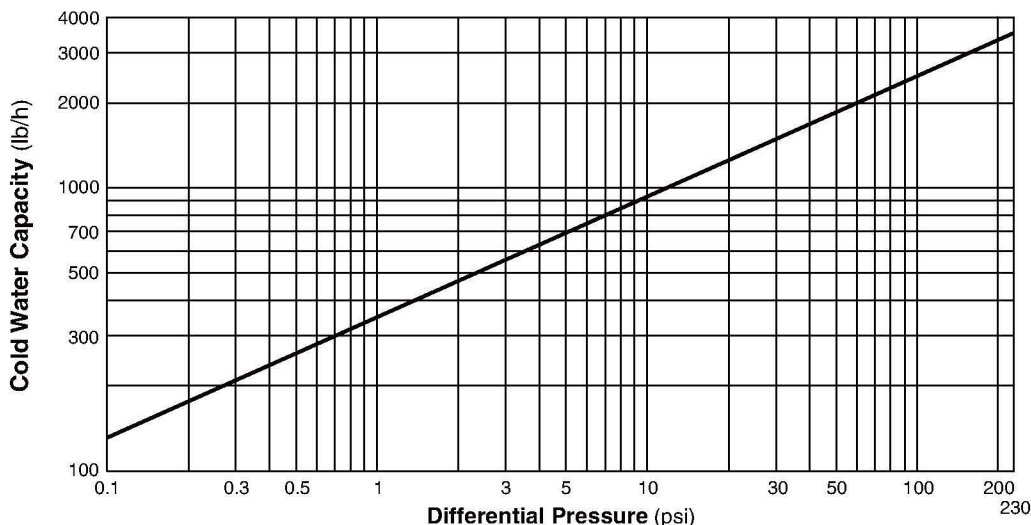
G8 Screwed* (in)

Size	H	H ₁	W	W ₁	Weight (lb)
1	13 ³ / ₈	7 ¹⁵ / ₁₆	11 ⁵ / ₈	3 ³ / ₄	17

* NPT, other standards available

NOTE : A pressure-balancing line must be connected to the air system from the balancing port of the trap to a place above any possible condensate accumulation in the system.

Discharge Capacity



1. Differential pressure is the difference between the inlet and outlet pressure of the trap.
2. The chart is applicable to condensate below 212 °F.
3. The above discharge capacity is for a liquid with specific gravity of 1.
4. Recommended safety factor: at least 1.5.

CAUTION DO NOT use traps under conditions which exceed maximum differential pressure, as condensate backup will occur!

CAUTION DO NOT DISASSEMBLE OR REMOVE THIS PRODUCT WHILE IT IS UNDER PRESSURE. Allow internal pressure of this product to equal atmospheric pressure and its surface to cool to room temperature before disassembling or removing. Failure to do so could cause burns or other injury. READ INSTRUCTION MANUAL CAREFULLY.

TLV CORPORATION

13901 South Lakes Drive, Charlotte, NC 28273-6790
 Phone: 704-597-9070 Fax: 704-583-1610
 E-mail: tlv@tlvengineering.com
 For Technical Service 1-800 "TLV TRAP"



Manufacturer
TLV CO., LTD.
 Kakogawa, Japan
 is approved by LRQA Ltd. to ISO 9001/14001

ISO 9001/ISO 14001

