



# PowerDyne<sup>®</sup> STEAM TRAP MODEL HR260A

## SUPERCRITICAL SERVICE THERMODYNAMIC DISC TRAP

### Benefits

**Air-jacketed disc trap for high pressure steam mains and turbines including supercritical service.**

1. Inline replaceable valve module to facilitate maintenance and lower repair costs.
2. Eight body bolts fasten the cover and hold the module valve seat in the trap body to promote good sealing.
3. Lapped disc provides steam-tight seal.
4. Air-jacketing reduces no-load cycling and reduces wear.
5. Built-in screen with large surface area for extended trouble-free operation.
6. Hardened working surfaces for long service life.
7. Approved by major power plants for supercritical steam use.

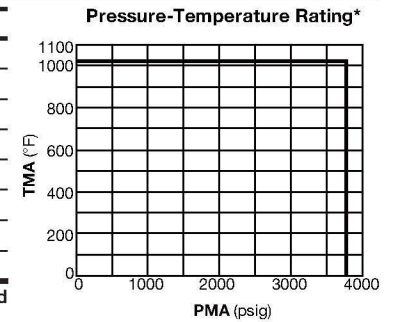


### Specifications

Model	HR260A	
Connection	<b>Socket Weld</b>	
Size (in)	<b>1</b>	
Maximum Operating Pressure (psig)	PMO	3700
Minimum Operating Pressure (psig)		230
Maximum Operating Temperature (°F)	TMO	1022
Maximum Allowable Pressure (psig)	PMA	3770 @ 1022 °F
Maximum Allowable Temperature (°F)	TMA	1022 @ 3770 psig
Maximum Back Pressure		50% of Inlet Pressure

\* This Rating Graph is based on Allowable Stress Values of ASTM-Materials at each temperature.

Connections and sizes in bold are standard

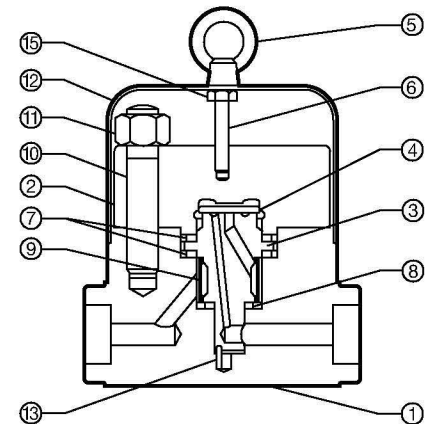


**CAUTION** To avoid abnormal operation, accidents or serious injury, DO NOT use this product outside of the specification range. Local regulations may restrict the use of this product to below the conditions quoted.

No.	Description	Material	ASTM/AISI*	JIS
①	Body	Alloy Steel	A182 F22 Cl.3 A182 F91**	—
② <sup>R</sup>	Cover	Stainless Steel	AISI420	SUS420J2
③ <sup>R</sup>	Module Valve Seat	Hardened Stainless Steel	AISI440C	SUS440C
④ <sup>R</sup>	Disc	Hardened Stainless Steel	AISI440C	SUS440C
⑤	Eye Nut	Carbon Steel	A6	SS400
⑥	Spacer	Carbon Steel	A6	SS400
⑦ <sup>MR</sup>	Module Gasket	Graphite/Stainless Steel	-/AISI309S+Cb	-/SUS309S+Cb
⑧ <sup>MR</sup>	Module Gasket	Graphite/Stainless Steel	-/AISI309S+Cb	-/SUS309S+Cb
⑨ <sup>R</sup>	Screen inside/outside	Stainless Steel	AISI430/304	SUS430/304
⑩	Body Bolt	Alloy Steel	A193 Gr.B16	SNB16
⑪	Cover Nut	Alloy Steel	A193 Gr.B7	SNB7
⑫	Cap	Carbon Steel	A109	SPCC
⑬ <sup>R</sup>	Guide Pin	Stainless Steel	AISI304	SUS304
⑭	Nameplate***	Stainless Steel	AISI304	SUS304
⑮	Hexagon Nut	Carbon Steel	A6	SS400

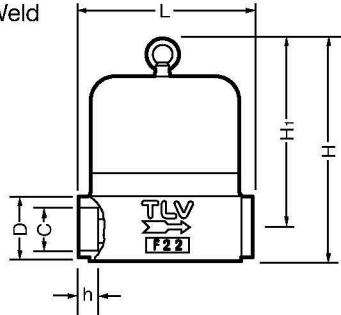
\* Equivalent \*\* Option \*\*\* Not shown

Replacement kits available: (M) maintenance parts, (R) repair parts



**Dimensions**

● **HR260A Socket Weld**

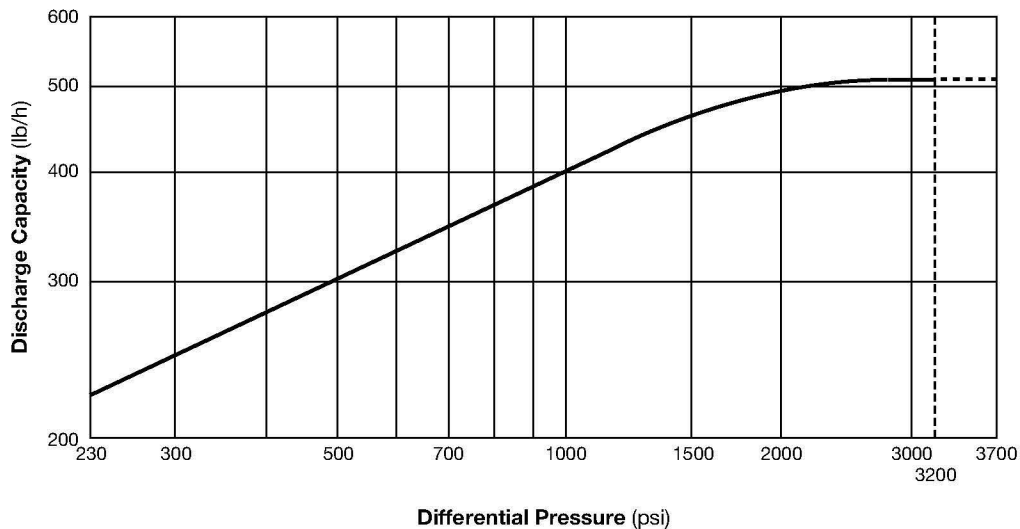


**HR260A Socket Weld\*** (in)

Size	L	H	H1	φD	φC	h	Weight (lb)
1	6 <sup>5</sup> / <sub>16</sub>	8 <sup>3</sup> / <sub>16</sub>	7 <sup>1</sup> / <sub>16</sub>	2 1 <sup>1</sup> / <sub>8</sub>	1.330	9 <sup>9</sup> / <sub>16</sub>	40

\* ASME B16.11-2005, other standards available

**Discharge Capacity**



1. Differential pressure is the difference between the inlet and outlet pressure of the trap.
2. Recommended safety factor: at least 2.



**DO NOT DISASSEMBLE OR REMOVE THIS PRODUCT WHILE IT IS UNDER PRESSURE.**  
 Allow internal pressure of this product to equal atmospheric pressure and its surface to cool to room temperature before disassembling or removing. Failure to do so could cause burns or other injury. READ INSTRUCTION MANUAL CAREFULLY.

**TLV CORPORATION**

13901 South Lakes Drive, Charlotte, NC 28273-6790  
 Phone: 704-597-9070 Fax: 704-583-1610  
 E-mail: [tlv@tlvengineering.com](mailto:tlv@tlvengineering.com)  
 For Technical Service 1-800 "TLV TRAP"



**Manufacturer**  
**TLV co., LTD.**  
 Kakogawa, Japan  
 is approved by LRDA Ltd. to ISO 9001/14001

ISO 9001/ISO 14001

