


**Features**

Materials of Construction	
Body:	Glass reinforced nylon 6.6
Gripping Ring:	Stainless Steel
Adjustment Screws	Nickel-plated brass
Locking Nut:	Nickel-plated brass
Tailpiece:	Nickel-plated brass

Nomenclature	
<b>Example:</b> FCMS731-5/32-2	<b>Attribute:</b>
FC	Flow control
M	Miniature
8	In-line
3	Nylon body
2	Tube x pipe
4	1/4 Tube O.D.

Applicable Tube	
Tube O.D.	5/32, 1/4, 5/16, 3/8, 1/2
Tube O.D. (mm)	4, 6, 8, 10, 12

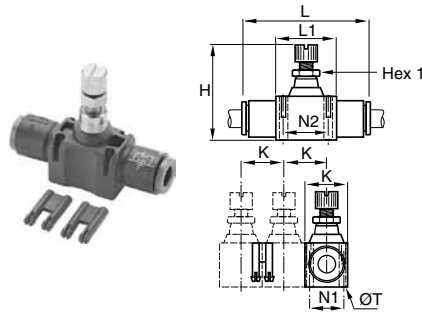
Specifications	
Pressure Range:	15 to 145 PSI
Temperature Ranges:	30° to 160°F
Working Fluid:	Compressed air



In-line flow controls are unidirectional flow control valves. Intake air flows freely through the flow control; exhaust air is metered out through a specially designed adjustment screw. An arrow on the body of the valve indicates the direction of controlled flow. They can be easily added to existing circuitry. Simply splice it into the cylinder port line.

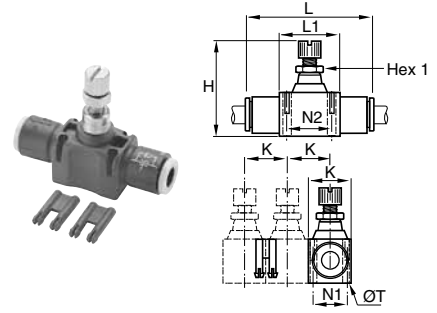
They can be used individually or they may be stacked together using two joining clips.

C	Product Index
	Compact Flow Controls
	Miniature Flow Controls
	Swivel Flow Controls
	Plug-in Flow Controls
	In-Line Flow Controls
	Metal Flow Controls
	Check Valves
	Blocking Valves
	Threshold Sensors



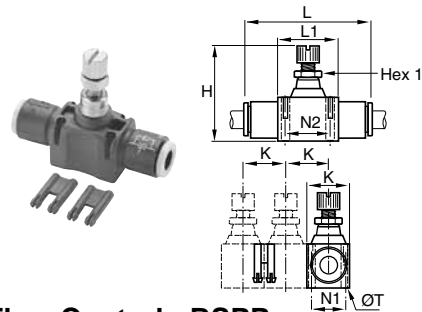
**FC832 In-Line Flow Control**

Part No.	Tube Size (In)	Hex 1 mm	H Closed	H Open	K	L	L1	N1	N2	T
FC832-5/32	5/32	5	1.15	1.31	0.47	1.52	0.59	0.31	0.43	0.09
FC832-4	1/4	8	1.54	1.74	0.66	2.00	0.90	0.43	0.66	0.12
FC832-5	5/16	11	1.73	1.97	0.73	2.38	1.02	0.49	0.79	0.13
FC832-6	3/8	14	2.03	2.38	0.94	2.87	1.29	0.62	1.01	1.60
FC832-8	1/2	14	2.24	2.63	1.09	3.35	1.37	0.78	1.07	0.16



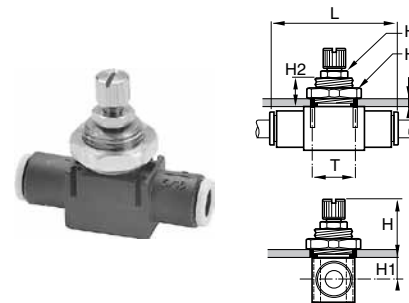
**FCB832 In-Line Bi-directional Flow Control - BSSP**

Part No.	Tube Size (mm)	Hex 1 mm	H Closed	H Open	K	L	L1	N1	N2	T
FCB832-4M	4	5	29.5	33.5	12.0	39.0	15.0	8.0	11.0	2.2
FCB832-6M	6	8	39.5	44.5	17.0	54.0	23.0	11.0	17.0	3.2
FCB832-8M	8	11	44.0	50.0	18.5	60.5	26.0	12.5	20.0	3.2



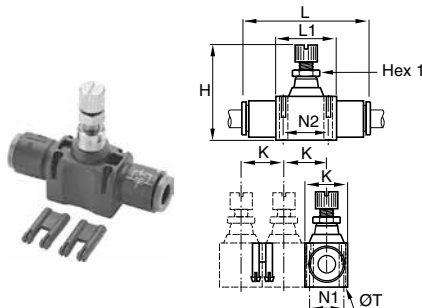
**FC832 In-Line Flow Control - BSSP**

Part No.	Tube Size (mm)	Hex 1 mm	H Closed	H Open	K	L	L1	N1	N2	T
FC832-4M	4	5	29.5	33.5	12.0	39.0	15.0	8.0	11.0	2.2
FC832-6M	6	8	39.5	44.5	17.0	54.0	23.0	11.0	17.0	3.2
FC832-8M	8	11	44.0	50.0	18.5	60.5	26.0	12.5	20.0	3.2
FC832-10M	10	14	52.0	61.0	24.0	76.0	33.0	16.0	26.0	4.2
FC832-12M	12	14	57.5	67.5	28.0	86.0	35.0	20.0	27.5	4.2



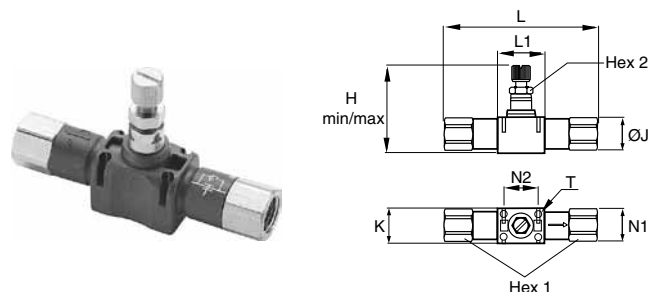
**FCPM832 In-Line Panel Mountable Flow Control - BSSP**

Part No.	Tube Size (mm)	Hex 1 (mm)	Hex 2 (mm)	H Closed	H Open	K	L	H1	H2	T
FCPM832-4M	4	14		21.5	25.5	6.0	39.0	6.5	11.0	10.5
FCPM832-6M	6	19		27.5	32.5	7.0	54.0	7.5	13.5	16.5
FCPM832-8M	8	24	11	28.5	34.5	7.0	60.5	9.0	13.5	18.5
FCPM832-10M	10	30	14	29.5	38.5	7.0	76.0	11.5	13.5	24.5
FCPM832-12M	12	32	14	32.0	42.0	8.0	86.0	12.5	15.5	27.5



**FCB832 In-Line Bi-directional Flow Control**

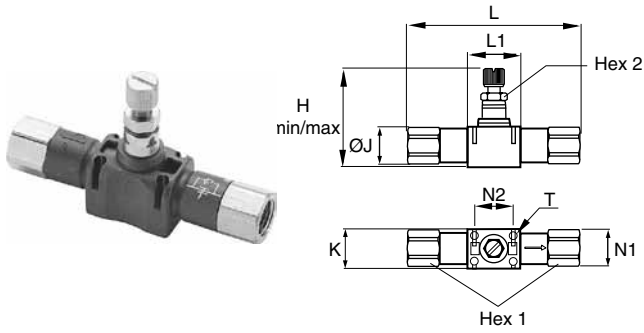
Part No.	Tube Size (In)	Hex 1 mm	H Closed	H Open	K	L	L1	N1	N2	T
FCB832-5/32	5/32	5	1.15	1.31	0.47	1.52	0.59	0.31	0.43	0.09
FCB832-4	1/4	8	1.54	1.74	0.66	2.00	0.90	0.43	0.66	0.12
FCB832-5	5/16	11	1.73	1.97	0.73	2.38	1.02	0.49	0.79	0.13



**FC836 Threaded In-Line Flow Control**

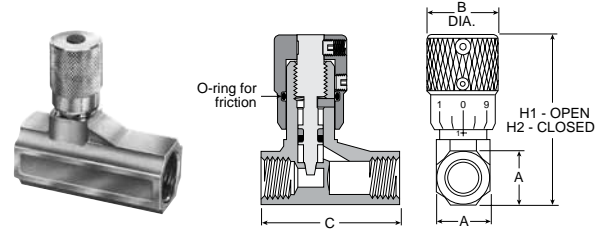
Part No.	NPT	Hex 1 (mm)	Hex 2 (mm)	H Closed	H Open	K	L	L1	N1	N2	T
FC836-2	1/8	13	8.00	1.56	1.75	0.67	2.70	0.91	0.43	0.67	0.12
FC836-4	1/4	16	11.00	1.73	1.97	0.73	3.27	1.02	0.49	0.79	0.12
FC836-6	3/8	22	14.00	2.05	2.40	0.94	3.82	1.30	0.63	1.02	0.16
FC836-8	1/2	24	14.00	2.26	2.66	1.10	4.76	1.38	0.79	1.08	0.16

<b>C</b>	Product Index
	Compact Flow Controls
	Miniature Flow Controls
	Swivel Flow Controls
	Plug-In Flow Controls
	In-Line Flow Controls
	Metal Flow Controls
	Check Valves
	Blocking Valves
	Threshold Sensors



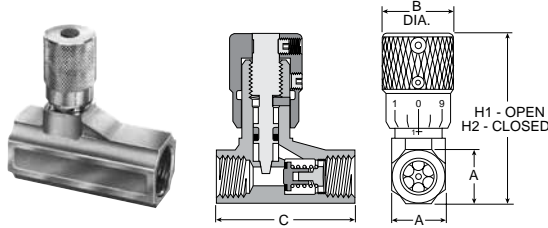
**FC836 Threaded In-Line Flow Control - BSPP**

Part No.	BSPP	Hex 1 (mm)	Hex 2 (mm)	H Closed	H Open	K	L	N1	N2	T
FC836-2G	1/8"	13	8	39.5	44.5	17.0	68.5	11.0	17.0	3.2
FC836-4G	1/4"	16	11	44.0	50.0	18.5	83.0	12.5	20.0	3.2
FC836-6G	3/8"	19	14	52.0	61.0	24.0	97.0	16.0	26.0	4.2
FC836-8G	1/2"	24	14	57.5	67.5	28.0	121.0	20.0	27.5	4.2



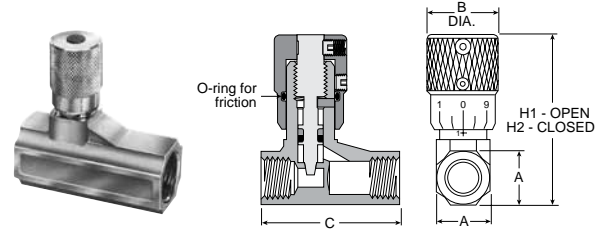
**338 Bi-directional Flow Control Valves**

Part No.	Port Size	A	B	C	H1	H2
00338 1100	1/8"	9/16"	0.75	1.47	2.03	1.81
00338 1101	1/4"	11/16"	0.75	1.47	2.28	2.03
00338 1102	3/8"	7/8"	0.88	2.31	2.84	2.53
00338 1103	1/2"	1-3/16"	1.06	3.25	3.62	3.22
00338 1104	3/4"	1-3/8"	1.06	3.25	3.72	3.31



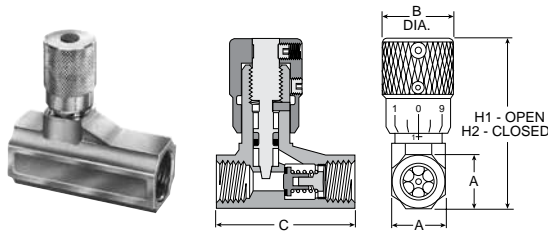
**337 Micrometer Flow Control Valves**

Part No.	Port Size	A	B	C	H1	H2
00337 1000	1/8"	9/16"	0.75	1.47	2.03	1.81
00337 1001	1/4"	11/16"	0.75	1.47	2.28	2.03
00337 1002	3/8"	7/8"	0.88	2.31	2.84	2.53
00337 1003	1/2"	1-3/16"	1.06	3.25	3.62	3.22
00337 1004	3/4"	1-3/8"	1.06	3.25	3.72	3.31



**338 Bi-directional Flow Control Valves - BSPP**

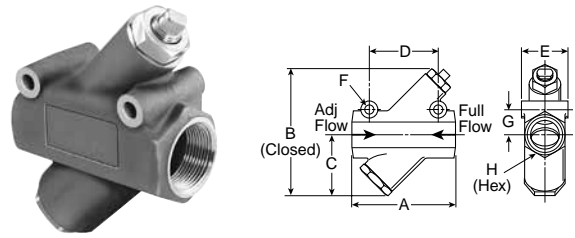
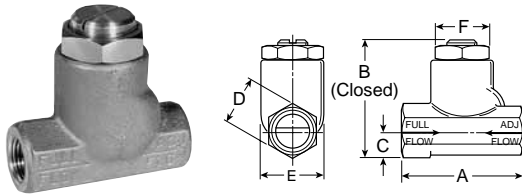
Part No.	Port Size	A	B	C	H1	H2
00338G1100	1/8"	9/16"	0.75	1.47	2.03	1.81
00338G1101	1/4"	11/16"	0.75	1.47	2.28	2.03



**337 Micrometer Flow Control Valves - BSPP**

Part No.	Port Size	A	B	C	H1	H2
00337G1000	1/8"	9/16"	0.75	1.47	2.03	1.81
00337G1001	1/4"	11/16"	0.75	1.47	2.28	2.03

C	Product Index
	Compact Flow Controls
Miniature Flow Controls	
Swivel Flow Controls	
Plug-in Flow Controls	
In-Line Flow Controls	
Metal Flow Controls	
Check Valves	
Blocking Valves	
Threshold Sensors	

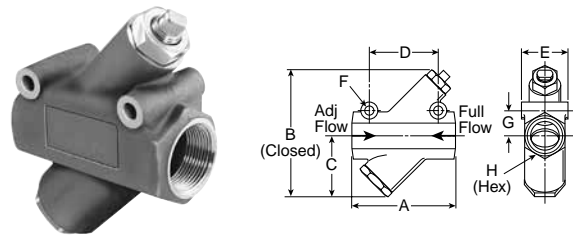
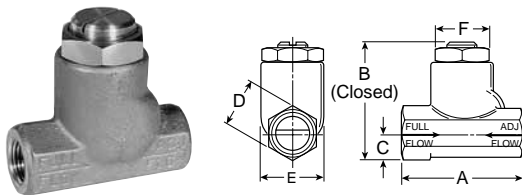


**3250 Flow Control Valves**

Part No.	Port Size	A	B	C	D	E	F
03250 0119	1/8"	1.75	1.56	0.37	0.62	0.81	0.68
03250 0219	1/4"	2.33	1.97	0.44	0.75	1.09	0.94
03250 0319	3/8"	2.66	2.44	0.56	1.00	1.38	1.19
03250 0419	1/2"	3.11	3.06	0.75	1.25	1.63	1.38
03250 0519	3/4"	3.56	3.69	0.88	1.50	2.00	1.75

**3250 Flow Control Valves**

Part No.	Port Size	A	B	C	D	E	F	G	H
03250 1000	1"	5.00	6.50	3.00	3.25	2.25	.39	1.31	2.13
03250 1250	1-1/4"	5.00	6.50	3.00	3.25	2.25	.39	1.31	2.13
03250 1500	1-1/2"	5.88	8.00	3.75	3.50	2.50	.39	1.50	2.38



**3250 Flow Control Valves - BSPP**

Part No.	Port Size	A	B	C	D	E	F
3250G0119	1/8"	1.75	1.56	0.37	0.62	0.81	0.68
3250G0219	1/4"	2.33	1.97	0.44	0.75	1.09	0.94
3250G0319	3/8"	2.66	2.44	0.56	1.00	1.38	1.19
3250G0419	1/2"	3.11	3.06	0.75	1.25	1.63	1.38
3250G0519	3/4"	3.56	3.69	0.88	1.50	2.00	1.75

**3250 Flow Control Valves - BSPP**

Part No.	Port Size	A	B	C	D	E	F	G	H
3250G1000	1"	5.00	6.50	3.00	3.25	2.25	.39	1.31	2.13
3250G1250	1-1/4"	5.00	6.50	3.00	3.25	2.25	.39	1.31	2.13
3250G1500	1-1/2"	5.88	8.00	3.75	3.50	2.50	.39	1.50	2.38

**C**

Product Index

Compact Flow Controls

Miniature Flow Controls

Swivel Flow Controls

Plug-In Flow Controls

In-Line Flow Controls

Metal Flow Controls

Check Valves

Blocking Valves

Threshold Sensors