




TEL-TRU MANUFACTURING COMPANY BIMETAL THERMOMETERS



Temperature + Pressure



Since
1916

www.teltru.com

3", 4" and 5" Adjustable Angle Industrial Thermometers

- Maximum utility for installation
- Head can be rotated 360°
- Stem positioning over 180°

Heavy Duty design, with versatile case and stem that can be adjusted to almost any angle for easy viewing. Preferred by the process, offshore, power, pharmaceutical and chemical industries.



► MODEL CODES:

AA-375R	3" diameter head with calibration feature
AA-475R	4" diameter head with calibration feature
AA-575R	5" diameter head with calibration feature

► SPECIFICATIONS:

Stem Lengths:	2½", 4", 6", 9", 12", 15", 18" and 24" (available up to 120").
Stem Diameter:	.250" standard up to 42" stem. .375" standard over 42" stem.
Connection:	1/2" NPT.
External Reset:	Easy to calibrate by inserting 1/16" Allen wrench into reset opening.
Construction:	304 stainless steel external parts. Welded construction. Corrosion resistant to most chemicals.
Hermetic seal:	Per ASME B40.3 dustproof and leakproof.
Harness:	All stainless steel brackets with screws that loosen to allow 360° rotation of head and 180° adjustment of stem position.
Bellows:	Heavy-duty flexible stainless steel. Hermetically sealed at case and connection. Protects mechanism that transfers temperature change from bimetal coil to pointer.
Dial:	True Anti-Parallax dial, easy-to-read from any angle, minimizes reading errors. Anodized aluminum with large black numbers and graduations.
Lens:	Glass.
Bimetal Coil:	Helix coil is silicone coated on ranges below 500°F for vibration dampening and to maximize heat transfer and response time.
Accuracy:	±1% full span per ASME B40.3 Grade A. Adjustment of the angle between case and stem may affect accuracy up to 0.5% of span (ASME B40.3).
Over Temperature Limits:	Up to 250°F 100%; 250°F to 550°F, 50%; 550°F to 1000°F, continuous use up to 800°F, intermittent use over 800°F.





Tel-Tru Manufacturing Company

408 St. Paul St., Rochester, New York 14605 USA

Phone: 585.232.1440 • 800.232.5335 • Fax: 585.232.3857 • E-mail: info@teltru.com • Web: www.teltru.com

➤ **STANDARD RANGES:**

Fahrenheit	%Div.	Celsius	%Div.	Dual	
				Fahrenheit	Celsius
-100/100°	2°	-75/175°	5°	-100/100	-75/40
-50/120°	2°	-70/70°	1°	-40/160	-40/70
-40/160°	2°	-50/100°	1°	-0/140	-18/60
0/140°	1°	-50/25°	1°	0/180	-18/82
0/180°	2°	-50/50°	1°	0/220	-10/100
0/200°	2°	-40/70°	1°	0/250	-20/120
0/220°	2°	-20/120°	1°	20/240	-10/110
0/250°	2°	-10/110°	1°	25/125	-5/50
0/300°	5°	0/50°	1/2°	50/300	10/150
0/500°	10°	0/60°	1°	50/400	0/200
20/240°	2°	0/80°	1/2°	50/500	10/260
25/125°	1°	0/100°	1°	150/750	50/400
50/250°	2°	0/150°	1°	* 200/1000	* 100/550
50/300°	2°	0/200°	2°		
50/400°	5°	0/250°	2°		
50/500°	5°	0/300°	5°		
50/550°	5°	0/400°	5°		
100/800°	10°	0/450°	5°		
150/750°	10°	100/400°	5°		
* 200/1000°	10°	* 100/550°	5°		

(Additional Ranges Available – Consult factory)

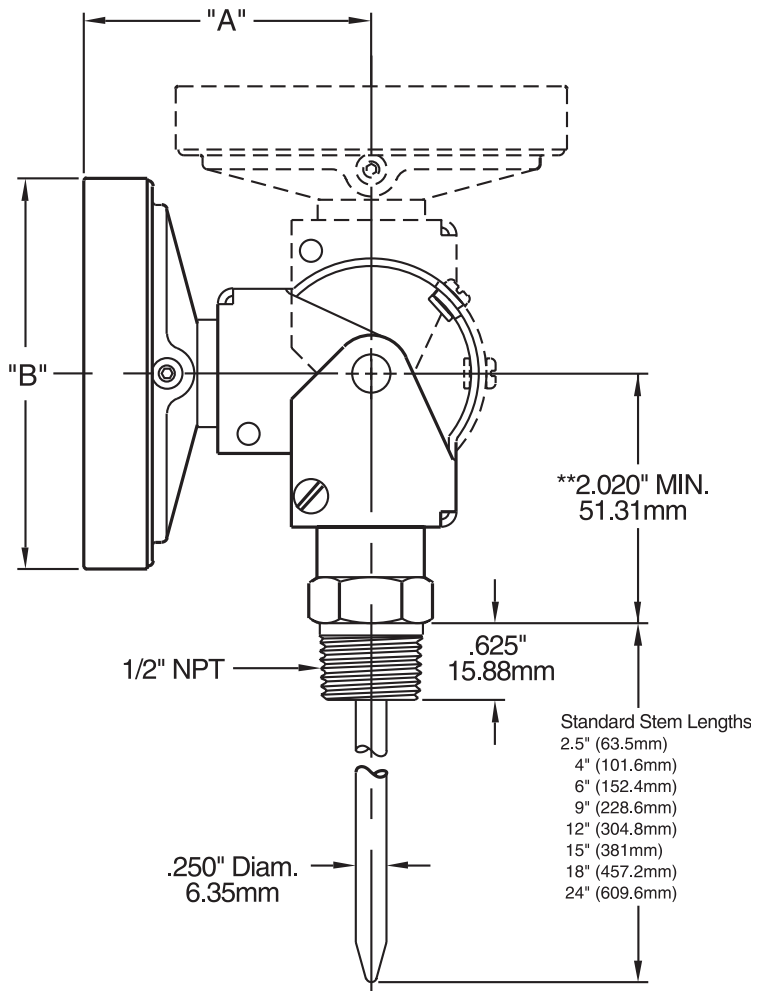
* Thermometers with temperature ranges 200/1000°F and 100/550°C are NOT RECOMMENDED FOR CONTINUOUS USE ABOVE 800°F/425°C (FOR INTERMITTENT USE ONLY).

➤ **OPTIONS:**

- Union connection or other connection types and sizes.
- Silicone filled.
- Other lenses are acrylic, polycarbonate, shatterproof glass or tempered glass.
- Other stem diameters .236" (6mm), .315" (8mm), .375" (9.52mm).
- 316SS wetted parts.
- Other configuration combinations available upon request.

Estimated Shipping Weights		
MODEL	DRY	SILICONE FILLED
AA-375R	. 1lb.1lb. 3oz.
AA-475R	. 1lb. 8oz.1lb. 14oz.
AA-575R	. 1lb. 12oz.2lb. 6oz.

➤ **AA-375R, AA-475R AND AA-575R**



MODEL	"A"	"B"
AA-375R	2.430" (61.72mm)	3.187" (80.95mm)
AA-475R	2.430" (61.72mm)	4.115" (104.50mm)
AA-575R, UT-575	2.660" (67.56mm)	5.040" (128.02mm)

** Contact factory if specific dimension is required for OEM applications.

➤ **FOR HOW TO ORDER, SEE PAGE 6**

➤ **IMPORTANT NOTES:**

- 1) Thermowells are recommended for pressure, corrosive fluid or high velocity applications.
- 2) ASME B40.3— Bimetal thermometers manufactured by Tel-Tru and offered in this brochure are designed to meet or exceed this Standard issued by the American Society of Mechanical Engineers.

3", 4" and 5" Back Connected Industrial Thermometers

A rugged 90° back angle, rear threaded connection design. Commonly used in industrial, pulp and paper, food and beverage processing, HVAC, and OEM applications.



► MODEL CODES:

GT-300	3" diameter head
GT-300R	3" diameter head with calibration feature
MX-325R	3" diameter head with calibration feature and min <i>or</i> max temperature indicator
MM-325R	3" diameter head with calibration feature and min <i>and</i> max temperature indicator
GT-400	4" diameter head
GT-400R	4" diameter head with calibration feature
GT-500	5" diameter head
GT-500R	5" diameter head with calibration feature
MX-525R	5" diameter head with calibration feature and min <i>or</i> max temperature indicator
MM-525R	5" diameter head with calibration feature and min <i>and</i> max temperature indicator

► SPECIFICATIONS:

Stem Lengths:	2½", 4", 6", 9", 12", 15", 18" and 24" (available up to 120").
Stem Diameter:	.250" standard up to 42" stem. .375" standard over 42" stem.
Connection:	1/2" NPT.
External Reset:	Models with calibration feature are easy to calibrate by inserting 1/16" Allen wrench into reset opening.
Construction:	304 stainless steel external parts. Welded construction. Corrosion resistant to most chemicals.
Hermetic seal:	Per ASME B40.3 dustproof and leakproof.
Dial:	True Anti-Parallax dial, easy-to-read from any angle, minimizes reading errors. Anodized aluminum with large black numbers and graduations.
Lens:	Glass.
Bimetal Coil:	Helix coil is silicone coated on ranges below 500°F for vibration dampening and to maximize heat transfer and response time.
Accuracy:	±1% full span per ASME B40.3 Grade A. When using maximum or minimum temperature indicator, accurate to within 1½% full span.
Over Temperature Limits:	Up to 250°F 100%; 250°F to 550°F, 50%; 550°F to 1000°F, continuous use up to 800°F, intermittent use over 800°F.





Tel-Tru Manufacturing Company

408 St. Paul St., Rochester, New York 14605 USA

Phone: 585.232.1440 • 800.232.5335 • Fax: 585.232.3857 • E-mail: info@teltru.com • Web: www.teltru.com

➤ **STANDARD RANGES:**

Fahrenheit	%Div.	Celsius	%Div.	Dual	
				Fahrenheit	Celsius
-100/100°	2°	-75/175°	5°	-100/100	-75/40
-50/120°	2°	-70/70°	1°	-40/160	-40/70
-40/160°	2°	-50/100°	1°	-0/140	-18/60
0/140°	1°	-50/25°	1°	0/180	-18/82
0/180°	2°	-50/50°	1°	0/220	-10/100
0/200°	2°	-40/70°	1°	0/250	-20/120
0/220°	2°	-20/120°	1°	20/240	-10/110
0/250°	2°	-10/110°	1°	25/125	-5/50
0/300°	5°	0/50°	1/2°	50/300	10/150
0/500°	10°	0/60°	1°	50/400	0/200
20/240°	2°	0/80°	1/2°	50/500	10/260
25/125°	1°	0/100°	1°	150/750	50/400
50/250°	2°	0/150°	1°	* 200/1000	* 100/550
50/300°	2°	0/200°	2°		
50/400°	5°	0/250°	2°		
50/500°	5°	0/300°	5°		
50/550°	5°	0/400°	5°		
100/800°	10°	0/450°	5°		
150/750°	10°	100/400°	5°		
* 200/1000°	10°	* 100/550°	5°		

(Additional Ranges Available – Consult factory)

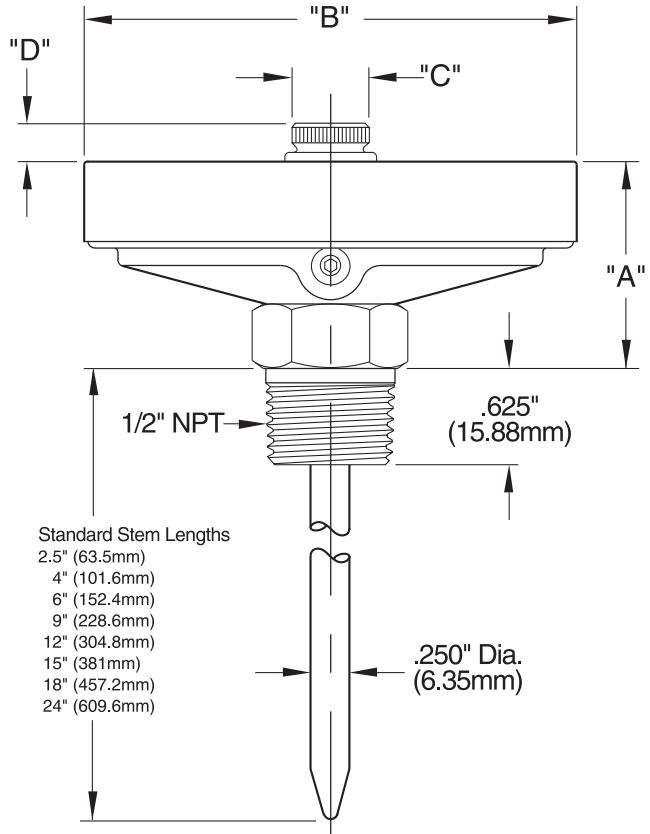
* Thermometers with temperature ranges 200/1000°F and 100/550°C are NOT RECOMMENDED FOR CONTINUOUS USE ABOVE 800°F/425°C (FOR INTERMITTENT USE ONLY).

➤ **OPTIONS:**

- Union connection or other connection types and sizes.
- Silicone filled.
- Other lenses are acrylic, polycarbonate, shatterproof glass or tempered glass (except MX and MM models).
- Other stem diameters .236" (6mm), .315" (8mm), .375" (9.5mm).
- 316SS wetted parts.
- Other configuration combinations available upon request.
- Some ranges NSF® certified.

MODEL	Estimated Shipping Weights	
	DRY	SILICONE FILLED
GT-300 and GT-300R	11 oz.	14 oz.
GT-400 and GT-400R	1 lb.	1 lb. 6 oz.
GT-500 and GT-500R	1 lb. 4 oz.	1 lb. 14 oz.
MX-325R and MM-325R	11 oz.	N/A
MX-525R and MM-525R	1 lb. 4 oz.	N/A

➤ **GT-300, GT-300R, GT-400, GT-400R, GT-500, GT-500R, MX-325R, MM-325R, MX-525R, MM-525R**



MODEL	"A"	"B"	"C"	"D"
GT-300, GT-300R	1.375" (34.93mm)	3.187" (80.95mm)	N/A	N/A
GT-400, GT-400R	1.375" (34.93mm)	4.115" (104.50mm)	N/A	N/A
GT-500, GT-500R, UT500	1.718" (43.63mm)	5.040" (128.02mm)	N/A	N/A
MX-325R	1.375" (34.93mm)	3.187" (80.95mm)	.500" (12.70mm)	.275" (6.99mm)
MM-325R	1.375" (34.93mm)	3.187" (80.95mm)	.625" (15.88mm)	.438" (11.12mm)
MX-525R	1.718" (43.63mm)	5.040" (128.02mm)	.500" (12.70mm)	.275" (6.99mm)
MM-525R	1.718" (43.63mm)	5.040" (128.02mm)	.625" (15.88mm)	.438" (11.12mm)


➤ **FOR HOW TO ORDER, SEE PAGE 6**

➤ **IMPORTANT NOTES:**

- 1) Thermowells are recommended for pressure, corrosive fluid or high velocity applications.
- 2) ASME B40.3— Bimetal thermometers manufactured by Tel-Tru and offered in this brochure are designed to meet or exceed this Standard issued by the American Society of Mechanical Engineers.

3", 4" and 5" Bottom Connected Industrial Thermometers

A sturdy straight form design commonly used for industrial applications and OEM equipment.



► MODEL CODES:

BC-350R	3" diameter head with calibration feature
BC-450R	4" diameter head with calibration feature
BC-550R	5" diameter head with calibration feature

► SPECIFICATIONS:

Stem Lengths:	2½", 4", 6", 9", 12", 15", 18" and 24" (available up to 120").
Stem Diameter:	.250" standard up to 42" stem. .375" standard over 42" stem.
Connection:	1/2" NPT.
External Reset:	Easy to calibrate by inserting Allen wrench into reset opening.
Construction:	304 stainless steel external parts. Welded construction. Corrosion resistant to most chemicals.
Hermetic seal:	Per ASME B40.3 dustproof and leakproof.
Dial:	True Anti-Parallax dial, easy-to-read from any angle, minimizes reading errors. Anodized aluminum with large black numbers and graduations.
Lens:	Glass.
Bimetal Coil:	Helix coil is silicone coated on ranges below 500°F for vibration dampening and to maximize heat transfer and response time.
Accuracy:	±1% full span per ASME B40.3 Grade A.
Over Temperature Limits:	Up to 250°F 100%; 250°F to 550°F, 50%; 550°F to 1000°F, continuous use up to 800°F, intermittent use over 800°F.





Tel-Tru Manufacturing Company

408 St. Paul St., Rochester, New York 14605 USA

Phone: 585.232.1440 • 800.232.5335 • Fax: 585.232.3857 • E-mail: info@teltru.com • Web: www.teltru.com

➤ **STANDARD RANGES:**

Fahrenheit	%/Div.	Celsius	%/Div.	Dual	
				Fahrenheit	Celsius
-100/100	2°	-75/175	5°	-100/100	-75/40
-50/120	2°	-70/70	1°	-40/160	-40/70
-40/160	2°	-50/100	1°	0/140	-18/60
0/140	1°	-50/25	1°	0/180	-18/82
0/180	2°	-50/50	1°	0/220	-10/100
0/200	2°	-40/70	1°	0/250	-20/120
0/220	2°	-20/120	1°	20/240	-10/110
0/250	2°	-10/110	1°	25/125	-5/50
0/300	5°	0/50	1/2°	50/300	10/150
0/500	10°	0/60	1°	50/400	0/200
20/240	2°	0/80	1/2°	50/500	10/260
25/125	1°	0/100	1°	150/750	50/400
50/250	2°	0/150	1°	* 200/1000	* 100/550
50/300	2°	0/200	2°		
50/400	5°	0/250	2°		
50/500	5°	0/300	5°		
50/550	5°	0/400	5°		
100/800	10°	0/450	5°		
150/750	10°	100/400	5°		
* 200/1000	10°	* 100/550	5°		

(Additional Ranges Available – Consult factory)

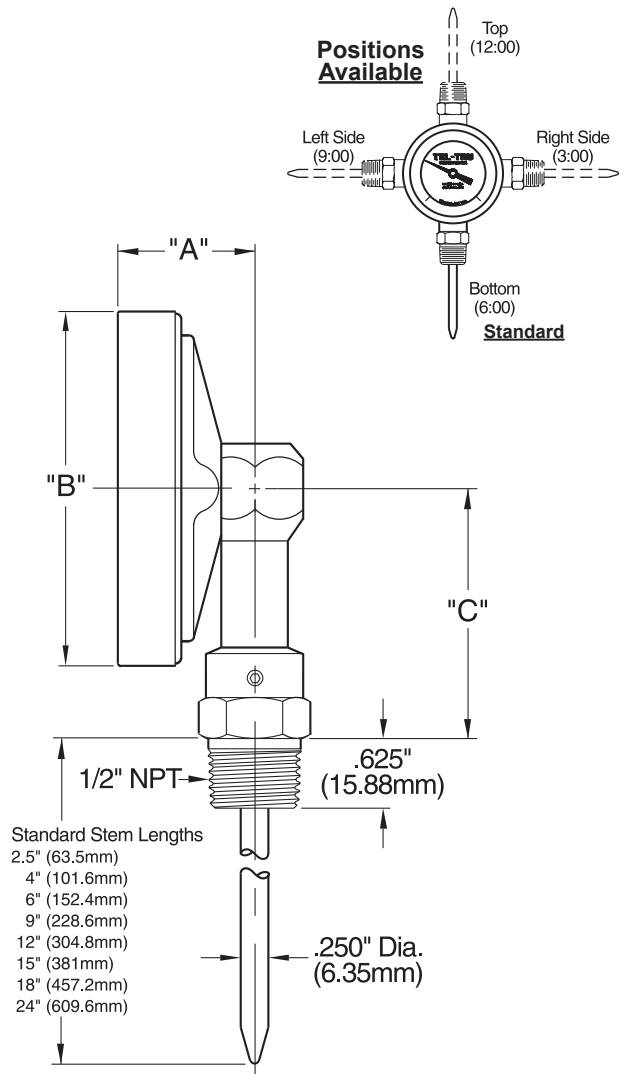
* Thermometers with temperature ranges 200/1000°F and 100/550°C are NOT RECOMMENDED FOR CONTINUOUS USE ABOVE 800°F/425°C (FOR INTERMITTENT USE ONLY).

➤ **OPTIONS:**

- Stem Position available in TOP (12:00), RIGHT (3:00), or LEFT (9:00) side connections (specify position of stem when ordering).
- Union connection or other connection types and sizes.
- Silicone filled.
- Other lenses are acrylic, polycarbonate, shatterproof glass or tempered glass.
- Other stem diameters .236" (6mm), .315" (8mm), .375" (9.5mm).
- 316SS wetted parts.
- Other configuration combinations available upon request.

Estimated Shipping Weights		
MODEL	DRY	SILICONE FILLED
BC-350R	. 14 oz.	1 lb. 1 oz.
BC-450R	. 1 lb. 3 oz. . . .	1 lb. 9 oz.
BC-550R	. 1 lb. 10 oz. . .	2 lb. 4 oz.

➤ **BC-350R, BC-450R AND BC-550R**



MODEL	"A"	"B"	"C"
BC-350R	1.187" (30.15mm)	3.187" (80.95mm)	2.300" (58.42mm)
BC-450R	1.187" (30.15mm)	4.115" (104.50mm)	3.000" (76.20mm)
BC-550R	1.625" (41.28mm)	5.040" (128.02mm)	3.000" (76.20mm)


➤ **FOR HOW TO ORDER, SEE PAGE 6**

➤ **IMPORTANT NOTES:**


- 1) Thermowells are recommended for pressure, corrosive fluid or high velocity applications.
- 2) ASME B40.3— Bimetal thermometers manufactured by Tel-Tru and offered in this brochure are designed to meet or exceed this Standard issued by the American Society of Mechanical Engineers.

1³/₄" and 2" Back Connected Industrial Thermometers

A smaller size, heavy duty, rear connected unit commonly used in OEM equipment and light industrial applications.



GT-200
(With 1³/₄" dial)



LN-250
(With 2" dial)



► MODEL CODES:

GT-200	1 ³ / ₄ " diameter head
GT-225	2" diameter head
LN-250	2" diameter head
LN-250R	2" diameter head with calibration feature

► SPECIFICATIONS:

Stem Lengths:	GT Models 2 ¹ / ₂ ", 4", 6", 8", 12", and 18". LN Models 2 ¹ / ₂ ", 4", 6", 9", 12", 15", 18" and 24" (available up to 120").
Stem Diameter:	GT model .150" standard up to 18" stem. LN model .250" standard up to 42" stem. LN model .375" is standard over 42" stem.
Connection:	GT models 1/8", 1/4", or 3/8" NPT is standard. LN models 1/4" NPT is standard.
External Reset:	LN-250R is easy to calibrate by loosening the socket head screw (above hex connecting nut) with 5/64" Allen wrench.
Construction:	304 stainless steel external parts. Welded construction. Corrosion resistant to most chemicals.
Hermetic seal:	Per ASME B40.3 dustproof and leakproof.
Dial:	Anodized aluminum with large black numbers and graduations.
Lens:	Glass.
Bimetal Coil:	Helix coil is silicone coated on ranges below 500°F for vibration dampening and to maximize heat transfer and response time.
Accuracy:	±1% full span per ASME B40.3 Grade A.
Over Temperature Limits:	Up to 250°F 100%; 250°F to 550°F, 50%; 550°F to 1000°F, continuous use up to 800°F, intermittent use over 800°F.





Tel-Tru Manufacturing Company

408 St. Paul St., Rochester, New York 14605 USA

Phone: 585.232.1440 • 800.232.5335 • Fax: 585.232.3857 • E-mail: info@teltru.com • Web: www.teltru.com

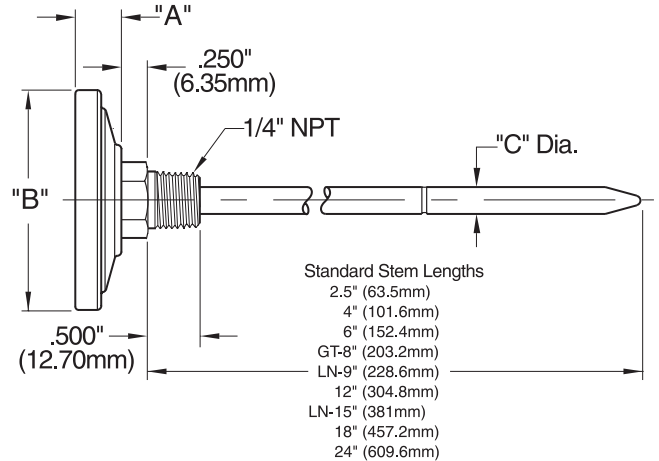
➤ **STANDARD RANGES:**

Fahrenheit	%/Div.	Celsius	%/Div.	Dual	
				Fahrenheit	Celsius
-100/100	2°	-75/175	5°	-100/100	-75/40
-50/120	2°	-50/100	1°	-40/160	-40/70
-40/160	2°	-50/25	1°	0/140	-18/60
0/140	2°	-50/50	1°	0/180	-18/82
0/180	2°	-40/70	1°	0/220	-10/100
0/200	2°	-20/120	1°	0/250	-20/120
0/220	2°	-10/110	1°	20/240	-10/110
0/250	2°	0/50	1/2°	25/125	0/50
20/240	2°	0/100	1°	50/300	10/150
25/125	1°	0/150	1°	50/400	0/200
50/250	2°	0/200	2°	50/500	0/250
50/300	2°	0/250	2°	150/750	50/400
50/400	5°	0/300	5°	* 200/1000	* 100/550
50/500	5°	0/400	5°		
50/550	5°	100/400	5°		
150/750	10°	* 100/550	5°		
* 200/1000	10°				

(Additional Ranges Available – Consult factory)

* Thermometers with temperature ranges 200/1000°F and 100/550°C are NOT RECOMMENDED FOR CONTINUOUS USE ABOVE 800°F/425°C (FOR INTERMITTENT USE ONLY).

➤ **GT-200, GT-225, AND LN-250**



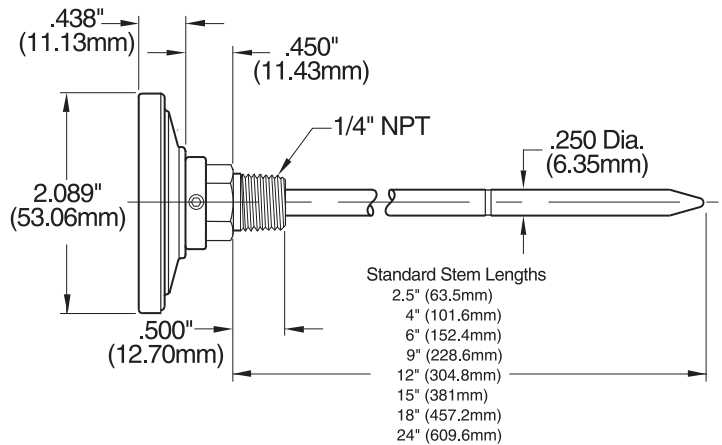
MODEL	"A"	"B"	"C"
GT-200	.350" (8.89mm)	1.750" (44.45mm)	.150" (3.81mm)
GT-225	.438" (11.13mm)	2.089" (53.06mm)	.150" (3.81mm)
LN-250	.438" (11.13mm)	2.089" (53.06mm)	.250" (6.35mm)

➤ **OPTIONS:**

- Other threaded or plain connections.
- Silicone filled.
- Other lenses are acrylic, polycarbonate or tempered glass.
- Other stem diameters GT-200/GT-225 .140" (3.6mm) models. LN-250 .236" (6mm) and .375" (9.5mm).
- Other configuration combinations available upon request.

MODEL	Estimated Shipping Weights	
	DRY	SILICONE FILLED
GT-200	3 oz.	N/A
GT-225	3 oz.	.5 oz.
LN-250 and LN-250R	5 oz.	.9 oz.

➤ **LN-250R**




➤ **FOR HOW TO ORDER, SEE PAGE 6**

➤ **IMPORTANT NOTES:**

- 1) Thermowells are recommended for pressure, corrosive fluid or high velocity applications.
- 2) ASME B40.3— Bimetal thermometers manufactured by Tel-Tru and offered in this brochure are designed to meet or exceed this Standard issued by the American Society of Mechanical Engineers.

1³/₄", 2" and 3" Laboratory Testing and General Purpose Thermometers

These models are used for general-purpose testing applications such as laboratory, food, concrete, asphalt, soil and photography and OEM equipment.



GT-100R
(With 1³/₄" dial)

LT-325R
(With 3" dial)

LT-225R
(With 2" dial)

► MODEL CODES:

GT-100 and MT-39	1 ³ / ₄ " diameter head
GT-100R and MT-39R	1 ³ / ₄ " diameter head with calibration feature
LT-225	2" diameter head
LT-225R and BT-275R	2" diameter head with calibration feature
LT-325R	3" diameter head with calibration feature

► SPECIFICATIONS:

Stem Lengths:	5", 8", 12" and 18".
Stem Diameter:	.150" standard up to 18" stem.
Connection:	GT-100, MT-39 and LT-225 plain bushing is standard. GT-100R, MT-39R, LT-225R, BT-275R and LT-325R recalibrating nut is standard.
External Reset:	GT-100R, MT-39R, LT-225R, BT-275R and LT-325R friction nut design for easy calibration.
Construction:	304 stainless steel external parts. Welded construction. Corrosion resistant to most chemicals.
Hermetic seal:	Per ASME B40.3 dustproof and leakproof.
Dial:	Anodized aluminum with large black numbers and graduations.
Lens:	GT, MT, and LT models glass is standard.
Bimetal Coil:	Helix coil is silicone coated on ranges below 500°F for vibration dampening and to maximize heat transfer and response time.
Accuracy:	±1% full span per ASME B40.3 Grade A.
Over Temperature Limits:	Up to 250°F 100%; 250°F to 550°F, 50%; 550°F to 1000°F, continuous use up to 800°F, intermittent use over 800°F.
Adjustable Pan Clip:	Standard on 5" and 8" GT-100R, LT-225R and LT-325R (for tank and tray mounting).





Tel-Tru Manufacturing Company

408 St. Paul St., Rochester, New York 14605 USA

Phone: 585.232.1440 • 800.232.5335 • Fax: 585.232.3857 • E-mail: info@teltru.com • Web: www.teltru.com

➤ **STANDARD RANGES 1^{3/4}" , 2" AND 3" MODELS:**

Fahrenheit	%Div.	Celsius	%Div.	Dual	
				Fahrenheit	Celsius
-100/100	2°	-75/175	5°	-100/100	-75/40
-50/120	2°	-50/100	1°	-40/160	-40/70
-40/160	2°	-50/25	1°	0/140	-18/60
0/140	2°	-50/50	1°	0/180	-18/82
0/180	2°	-40/70	1°	0/220	-10/100
0/200	2°	-20/120	1°	0/250	-20/120
0/220	2°	-10/110	1°	20/240	-10/110
0/250	2°	0/50	1/2°	25/125	0/50
20/240	2°	0/100	1°	50/300	10/150
25/125	1°	0/150	1°	50/400	0/200
50/250	2°	0/200	2°	50/500	0/250
50/300	2°	0/250	2°	150/750	50/400
50/400	5°	0/300	5°	* 200/1000	* 100/550
50/500	5°	0/400	5°		
50/550	5°	100/400	5°		
150/750	10°	* 100/550	5°		
* 200/1000	10°				

Notes for above table:

(Additional Ranges Available– Consult factory)

* Thermometers with temperature ranges 200/1000°F and 100/550°C are NOT RECOMMENDED FOR CONTINUOUS USE ABOVE 800°F/425°C (FOR INTERMITTENT USE ONLY).

Est. Shipping Weights	
MODEL	DRY
MT-39 and MT-39R	4 oz.
GT-100 and GT-100R	3 oz.
LT-225 and LT-225R	4 oz.
LT-325R and BT-275R	4 oz.

➤ **OPTIONS:**

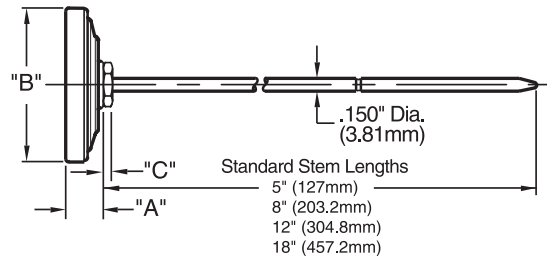
- Threaded connections on non-recal models.
- Other lenses are acrylic, polycarbonate or tempered glass.
- Other stem diameters .140" (3.6mm) and .187" (4.7mm).
- Pocket sheath for 5" or 8" stem.
- Silicone fill on LT-225 and LT-225R.
- Other configuration combinations available upon request.

➤ **FOR HOW TO ORDER, SEE PAGE 6**

➤ **IMPORTANT NOTES:**

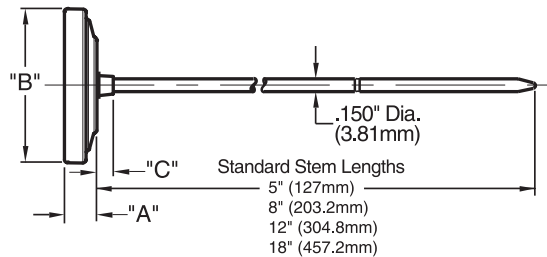
- 1) IMMERSION– For most accurate reading with Tel-Tru thermometers immerse past groove on lower portion of stem.
- 2) MT and BT models are designed with Tel-Tru unique pressure relief ring feature designed to prevent pressure build up in thermometer head while cooking in hot oven.
- 3) Some models and ranges are NSF® certified (National Sanitation Foundation).

➤ **GT-100R, MT-39R, BT-275R, LT-225R, AND LT-325R**



MODEL	"A"	"B"	"C"
GT-100R, MT-39R	.412" (10.47mm)	1.750" (44.45mm)	.102" (2.59mm)
LT-225R, BT-275R	.438" (11.13mm)	2.089" (53.06mm)	.120" (3.05mm)
LT-325R	.465" (11.81mm)	3.200" (81.28mm)	.120" (3.05mm)


➤ **GT-100, MT-39, and LT-225**



MODEL	"A"	"B"	"C"
GT-100, MT-39	.350" (8.89mm)	1.750" (44.45mm)	.187" (4.75mm)
LT-225	.438" (11.13mm)	2.089" (53.06mm)	.250" (6.35mm)

1" and 1³/₈" Testing and Spot Checking Thermometers

A pocket sized thermometer used by inspectors, service and maintenance personnel, and technicians for general checking in food service, refrigeration, air conditioning, hot asphalt and food processing applications. Often modified for OEMs to use in limited space situations.



AD-44R
(with 1³/₈" dial)



PT-50R
(with 1" dial)



PT-50R
(Shown with pocket sheath)

► MODEL CODES:

PT-50	1" diameter head
PT-50R	1" diameter head with calibration feature
AD-10R	1" diameter head with calibration feature
AD-44R	1 ³ / ₈ " diameter head with calibration feature

► SPECIFICATIONS:

Stem Length:	5" (127mm)
Stem Diameter:	.150"
Connection:	PT-50 model plain bushing is standard. PT-50R, AD-10R and AD-44R recal nut is standard.
External Reset:	PT-50R, AD-10R, AD-44R and MT-39R friction nut design for easy calibration.
Construction:	304 stainless steel external parts. Welded construction. Corrosion resistant to most chemicals.
Hermetic seal:	Per ASME B40.3 dustproof and leakproof.
Dial:	Anodized aluminum with large black numbers and graduations. Glow dial available on PT-50R and AD-44R.
Lens:	AD-10R and AD-44R models polycarbonate lens is standard. PT-50 and PT-50R models polycarbonate lens is standard up to 300°F (150°C) and glass lens over 300°F (150°C).
Bimetal Coil:	Helix coil is silicone coated on ranges below 500°F for vibration dampening and to maximize heat transfer and response time.
Accuracy:	±1% full span per ASME B40.3 Grade A.
Over Temperature Limits:	Up to 250°F 100%; 250°F to 550°F, 50%; 550°F to 1000°F, continuous use up to 800°F, intermittent use over 800°F.
Pocket sheath:	Standard on 5" PT-50R, AD-10R and AD-44R.




MADE IN USA

Special Configuration and Application Thermometers

Tel-Tru bimetal thermometers are manufactured in the USA.

► OEM THERMOMETERS

- Custom manufactured from standard or special components.
- Flexible in meeting custom requirements.
- Just-in-time delivery schedules.
- Quantities- one unit or thousands.
- Multiple option configurations available depending on model type, dial size, temperature range and applications.



OPTIONS:

- **Dials-Custom Imprinting** - Name, logo, zones, colors
- **Temperature Ranges** - Over 120 available (varies by dial sizes)
- **Accuracy** - As required for application
- **Stem Lengths** - Standards, intermediate, or extra short
- **Connections** - Plain, threaded, or special
- **Certificates** - Compliance, Accuracy etc.
- **Lens** - Standard or optional materials
- **Silicone Filled or Silicone Free**
- **Tagging**
- **Special Testing**

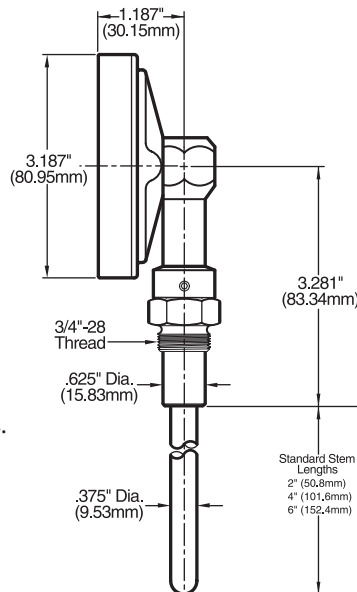
NOTE: Minimum quantities may be required for some options.

► HEAVY DUTY MARINE THERMOMETERS

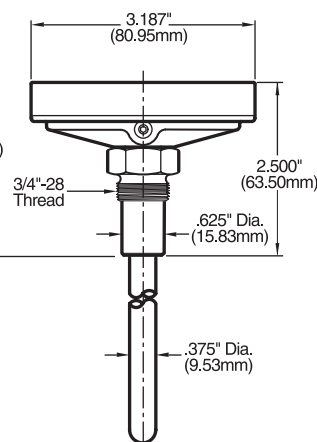
STANDARD FEATURES

- Shock and vibration resistant.
- Stainless steel construction.
- Plastic lens.
- Anti-parallax dial for easy reading.
- External recalibration adjustment.
- Accurate to 1% of scale range when testing without well.
- Interchangeable with 5" scale size "submarine" thermometers having same stem length.
- 3/4" - 28 UN-2A union connection assembly **MUST** be used with thermowell or bushing.
- Does not comply with MIL I-17244E.

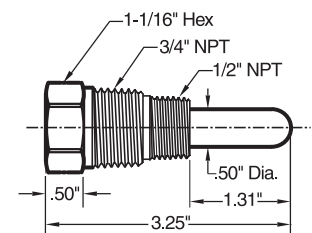
► BC-350R HD



► GT-300R HD



► THERMOWELL HD-MARINE






Tel-Tru Manufacturing Company

408 St. Paul St., Rochester, New York 14605 USA

Phone: 585.232.1440 • 800.232.5335 • Fax: 585.232.3857 • E-mail: info@teltru.com • Web: www.teltru.com

► SILICONE FILLED THERMOMETERS



- Cases may be silicone filled for additional dampening of extreme vibration, or to assure consistent performance in low process temperature/high environmental humidity applications.
- Available on all 2", 3", 4" and 5" industrial thermometers and LT-225/LT-225R.
- Silicone filled thermometers are recommended for use with process temperatures ranging from a minimum of -50°F (-45°C) to a maximum of 500°F (260°C).
- Use of silicone fill should be avoided where strong oxidizing agents such as oxygen, chlorine, nitric acid, and hydrogen peroxide are present.

► THERMOMETERS WITH HEAVY DUTY POINTED STEMS AND DETACHABLE HANDLE



APPLICATIONS:

- Compost/Windrow Testing
- Soil/Asphalt Testing
- Meat Processing
- Mushroom Growing
- Can be used with 1/2" NPT connection.
- Stem diameter .250" or .375" (recommended).
- Stem diameter .375" with .250" tapered rod available.

► SANITARY BIMETAL THERMOMETERS




- Heavy duty thermometers meet 3A Standard Number 74-06
- Tri-Clamp® sanitary fittings are integral to the thermometers
- Constructed of 316L SS wetted parts and 304SS non-contact parts
- Configurations include back connected, bottom connected, and adjustable angle models in a variety of dial sizes and stem lengths
- Hermetically sealed per ASME B40.3
- Ideal for the dairy processing industry, as well as food and beverage processing and pharmaceutical industries

For additional specifications, go to www.teltru.com/s-59-sanitary-bimetal.aspx

Tri-Clamp is a registered trademark of Tri-Clover, Inc.

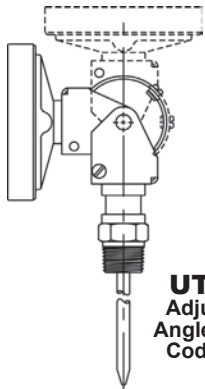
Special Application Thermometers

► GLOW DIAL AND REFLECTIVE THERMOMETERS

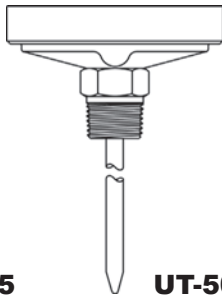


- 5" Adjustable Angle or Back Connect
- Glow dial is luminescent coated aluminum
- Aluminum Reflective Pointer
- Two 304SS Reflective Clips snap onto the dial rim. You decide where you want to set each reflective clip--minimum and maximum limits can be indicated, which allows for on the spot customization
- Glow dials also available on models AD-10R and AD-44R (without clips)

This remarkably easy solution permits anyone viewing the thermometer, up close in the light of day or far away at night, to easily see if the process is operating within a designated safe zone. The thermometer can be read from a distance in low light conditions; **all you need is a flashlight!**



UT-575
Adjustable
Angle, Model
Code 641T



UT-500
Back Connect,
Model Code
621T

5" GLOW DIAL RANGES

Range	°/Div.	Code
0/250°F	2°	67
0/300°F	5°	57
0/500°F	5°	58
20/240°F	2°	59
50/300°F	2°	62
50/400°F	5°	63
50/500°F	5°	64
50/550°F	5°	68
150/750°F	10°	65
200/1000°F	10°	66
-50/120°F, -45/50°C	2°, 1°	25
-40/160°F, -40/70°C	2°, 1°	02
0/250°F, -20/120°C	2°, 2°	14
50/500°F, 0/250°C	5°, 2°	09
0/100°C	1°	76
0/150°C	1°	77
0/200°C	2°	78
0/250°C	2°	79



PT-50R
Glow dial option,
with 1" dial

For dimensions and ranges, see page 19.

For dimensions, see page 9 (UT-575) or page 11 (UT-500).

For additional specifications, go to www.teltru.com/s-16-glow-dial-reflective.aspx

► MINIMUM AND MAXIMUM THERMOMETERS

User can easily set red and/or blue lazy hands so that minimum and/or maximum temperatures reached by a process will be indicated.

- MM models indicate both maximum AND minimum.
- MX models indicate maximum OR minimum only.
- 3" dia. or 5" dia. back connected with recalibration feature.



MX-325R
(With 3" dial)



MM-525R
(With 5" dial)