


TABLE OF CONTENTS

CONTENTS PAGE
MH-0001 / MH-0082

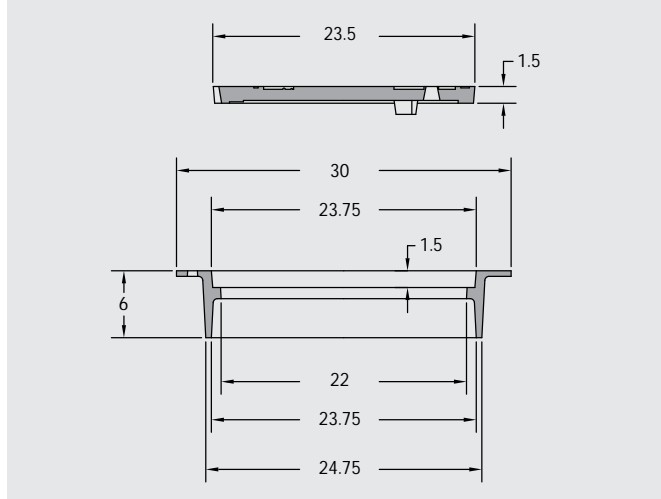
NAME	CAT #	NAME	CAT #
23½" HOUSTON "STORM SEWER" MANHOLE CLASS 35B	MH-0001	RISER FOR MH24300	MH-0044
32" HOUSTON "SANITARY" MANHOLE CLASS 35B	MH-0002	24" HEAVY DUTY MANHOLE CLASS 35B	MH-0045
32" HOUSTON "STORM SEWER" MANHOLE CLASS 35B	MH-0003	24" PLAIN MANHOLE CLASS 35B	MH-0046
HOUSTON UTILITY 48" MANHOLE (V7048) CLASS 35B	MH-0004	23¼" STANDARD MANHOLE CLASS 35B	MH-0047
20" SAMPLE WELL MANHOLE W/ REVERSIBLE RING CLASS 30B	MH-0005	23¼" SUNFLOWER MANHOLE (JOHNSON COUNTY) CLASS 35B	MH-0048
INTERCEPTOR MANHOLE W/ REVERSIBLE RING FOR PARK EQUIPMENT	MH-0006	25 3/4" STANDARD WATERTIGHT MANHOLE CLASS 35B	MH-0049
17" SAMPLE WELL MANHOLE LID	MH-0007	25 3/4" "SUNFLOWER" WATERTIGHT MANHOLE (JOHNSON COUNTY) CLASS 35B	MH-0050
24-250 MANHOLE	MH-0008	22" MANHOLE CLASS 35B	MH-0051
32" AUSTIN MANHOLE (DUCTILE IRON COVER)	MH-0009	7½" MH "SANITARY SEWER"	MH-0052
32" AUSTIN BOLTED & WATERTIGHT MANHOLE (DUCTILE IRON COVER)	MH-0010	3" RADIAL MH	MH-0053
24" FORT WORTH MANHOLE	MH-0011	4" PLAIN MH	MH-0054
24" STANDARD MANHOLE	MH-0012	32" CITY OF DALLAS WATER MH CL-35	MH-0055
24" STANDARD WATERTIGHT MANHOLE	MH-0013	32" CITY OF DALLAS WASTEWATER WT MH CL-35	MH-0056
24" STACKABLE MANHOLE CLASS 35B	MH-0014	32" CITY OF DALLAS WASTEWATER MH CL-35	MH-0057
23½" STANDARD MANHOLE	MH-0017	26" MH PHOENIX "SANITARY SEWER"	MH-0058
32" STANDARD MANHOLE CLASS 35B	MH-0018	26" MH PHOENIX "STORM SEWER"	MH-0059
6" FAYETTEVILLE NC PWC SANITARY SEWER MANHOLE CLASS 35B	MH-0019	32 1/2 MH "SANITARY SEWER"	MH-0060
7½" "SANITARY SEWER" MANHOLE FOR NC/SC	MH-0020	31 1/2" MH "STORM SEWER"	MH-0061
7½" "SANITARY SEWER" #310 MANHOLE FOR NC/SC	MH-0021	#270 MH	MH-0062
7½" "SANITARY SEWER" #310 MANHOLE FOR NC/SC CLASS 35B	MH-0022	1.5", 2", 3" & 4" EXT-#270 MH	MH-0063
7½" "SANITARY SEWER" W/ VENT MANHOLE FOR NC/SC	MH-0023	#2407 "SEWER" MH	MH-0064
4" MANHOLE FOR NC/SC	MH-0024	1.5" & 2" EXT-2407 MH	MH-0065
7½" "SANITARY SEWER" WATER TIGHT MANHOLE FOR NC/SC	MH-0025	#2507 "SEWER" MH	MH-0066
RISER FOR MH2007	MH-0026	1.5" & 2" EXT-2507 MH	MH-0067
6" CITY OF NASHVILLE MANHOLE	MH-0027	23 1/2" SUGAR LAND, MISSOURI CITY, PEARLAND, KATY MH	MH-0068
7¼" CITY OF NASHVILLE MANHOLE	MH-0028	32" SUGAR LAND, MISSOURI CITY, PEARLAND, KATY MH	MH-0069
6½" MANHOLE CLASS 35B	MH-0029	23" HARRIS COUNTY STORM SEWER MH CL35	MH-0070
GEORGIA REGULAR DUTY MANHOLE	MH-0030	32" HARRIS COUNTY STORM SEWER MH CL 35	MH-0071
#6 SIDE WALK MANHOLE / NON-TRAFFIC	MH-0031	32" ROUND GRATE MH CL35	MH-0072
#7 MANHOLE	MH-0032	24" CL 35 STORM DRAIN MH	MH-0073
RISER FOR #7 MANHOLE	MH-0033	18" CITY OF AUSTIN M53 MH	MH-0074
1170 MANHOLE	MH-0034	26" X 4" CITY OF BOSTON MH	MH-0075
1170 CITY OF CHINO MANHOLE CLASS 35B	MH-0035	26" X 8" CITY OF BOSTON MH	MH-0076
1252 EVMWD MANHOLE CLASS 35B	MH-0036	32" CI "SANITARY SEWER" WT MH CL35	MH-0077
1252 IRWD MANHOLE CLASS 35B	MH-0037	SUBURBAN MH "S" #2406	MH-0078
1254 MANHOLE FOR EMND	MH-0038	32" CITY OF PFLUGERVILLE CL35 MH	MH-0079
1254 MANHOLE "SEWER"	MH-0039	32" CITY OF PFLUGERVILLE WT CL35 MH	MH-0080
1254 CVWD MANHOLE	MH-0040	32" ROUND ROCK MH	MH-0081
1495 MANHOLE	MH-0041	32" ROUND ROCK WT MH	MH-0082
ALBUQUERQUE MANHOLE	MH-0042		
RISER FOR MH23ST/SS/S	MH-0043		

23½" HOUSTON "STORM SEWER" MANHOLE CLASS 35B

MH-0001



- Notes:**
- Material - Cast Iron
 - Per ASTM A48 Class 35B
 - Dimensions in Inches



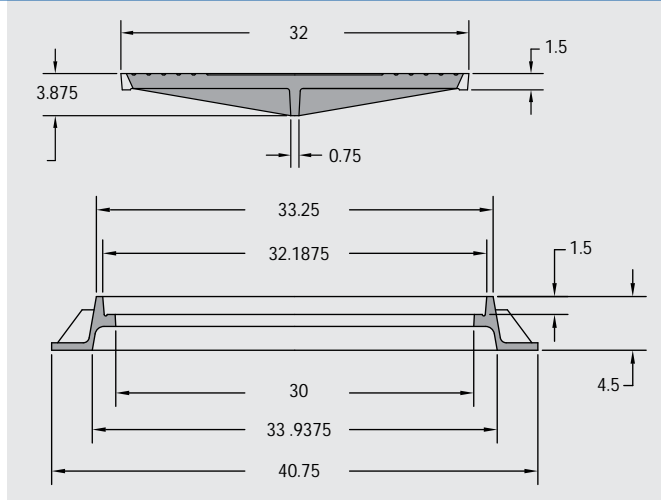
ITEM CODE	DETAILS
MH23COHSTCL35	COMPLETE

32" HOUSTON "SANITARY" MANHOLE CLASS 35B

MH-0002



- Notes:**
- Material - Cast Iron
 - Per ASTM A48 Class 35B
 - Dimensions in Inches



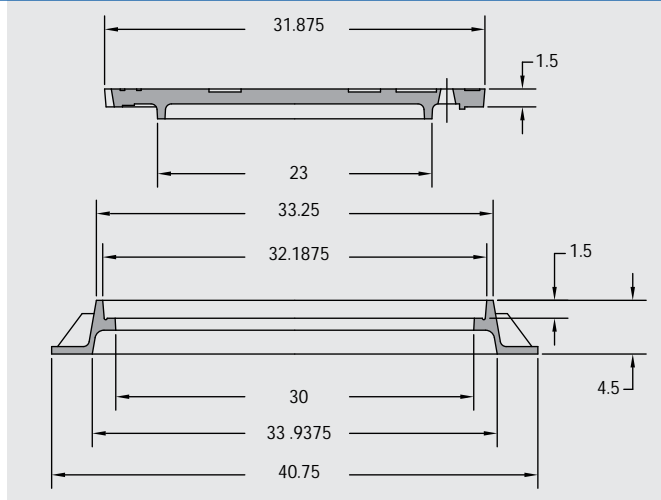
ITEM CODE	DETAILS
MH32COHSSCL35	COMPLETE

32" HOUSTON "STORM SEWER" MANHOLE CLASS 35B

MH-0003



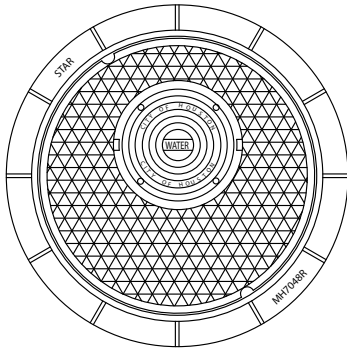
- Notes:**
- Material - Cast Iron
 - Per ASTM A48 Class 35B
 - Dimensions in Inches



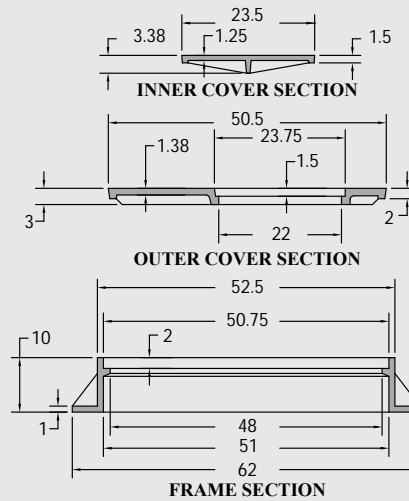
ITEM CODE	DETAILS
MH32COHSTCL35	COMPLETE

HOUSTON UTILITY 48" MANHOLE (V7048) CLASS 35B

MH-0004



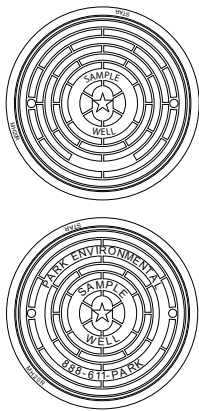
- Notes:**
- Material - Cast Iron
Per ASTM A48 Class 35B
 - Dimensions in Inches



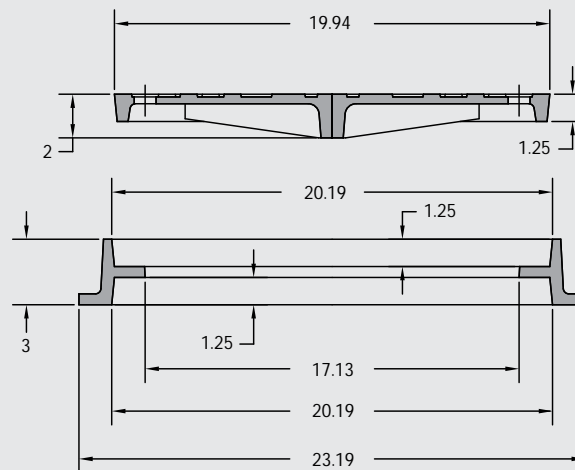
ITEM CODE	DETAILS
MH7048	COMPLETE

20" SAMPLE WELL MANHOLE W/ REVERSIBLE RING CLASS 30B

MH-0005




- Notes:**
- Material - Cast Iron
Per ASTM A48 Class 30B
 - Dimensions in Inches



ITEM CODE	DETAILS
MH20F9	COMPLETE
MH20FGPARK	COMPLETE

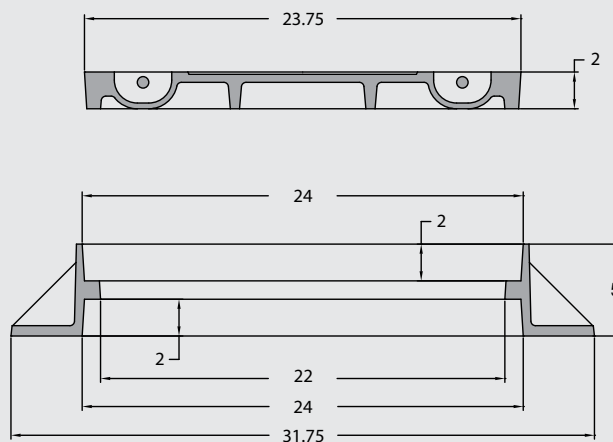
INTERCEPTOR MANHOLE W/ REVERSIBLE RING FOR PARK EQUIPMENT

MH-0006



- Notes:**
- Material - Cast Iron
Per ASTM A48 Class 30B
 - Dimensions in Inches

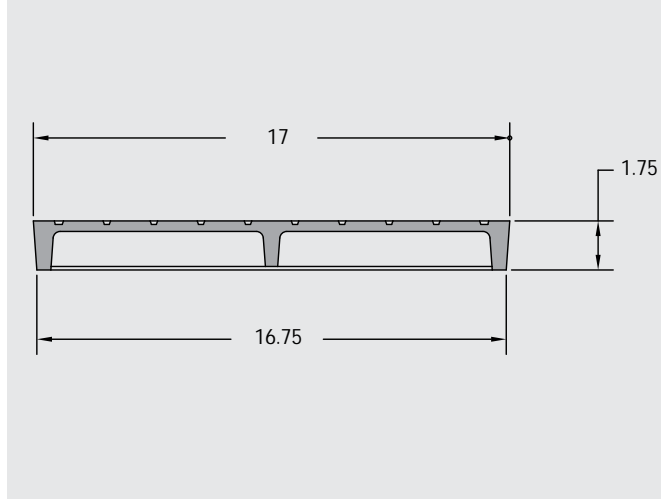
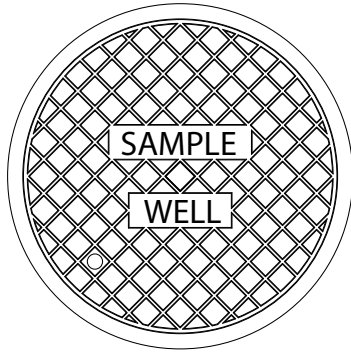
**Ø4.25 x 0.09
DEEP RECESSED
SURFACE**



ITEM CODE	DETAILS
MH23ICR	COMPLETE

17" SAMPLE WELL MANHOLE LID

MH-0007



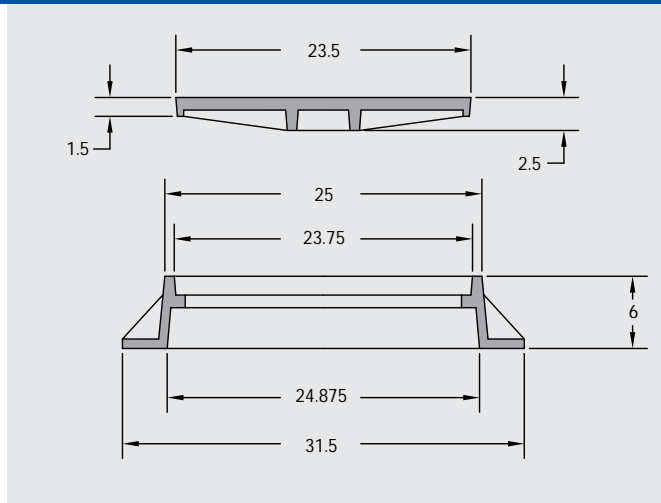
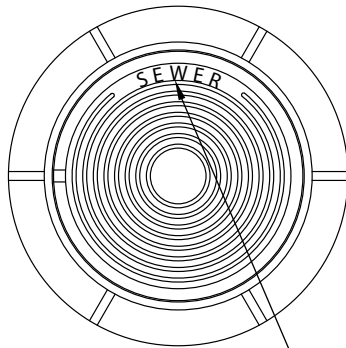
ITEM CODE	DETAILS
MH17LID	COMPLETE

Notes:

- Material - Cast Iron
Per ASTM A48 Class 30B
- Dimensions in Inches

24-250 MANHOLE

MH-0008



ITEM CODE	DETAILS
MH24250	SANITARY SEWER

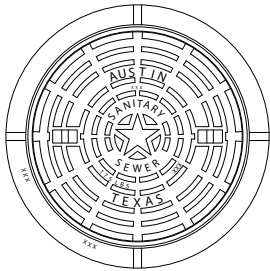
SEE DETAILS FOR OPTIONAL LETTERING

Notes:

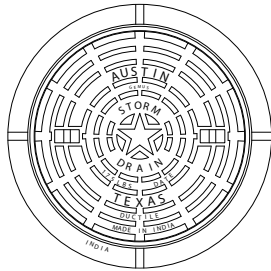
- Material - Cast Iron
Per ASTM A48 Class 30B
- Dimensions in Inches

32" AUSTIN MANHOLE (DUCTILE IRON COVER)

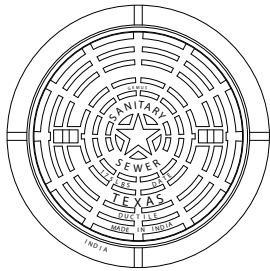
MH-0009



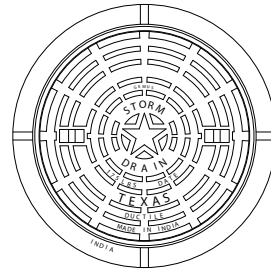
MHAUSSS-DC



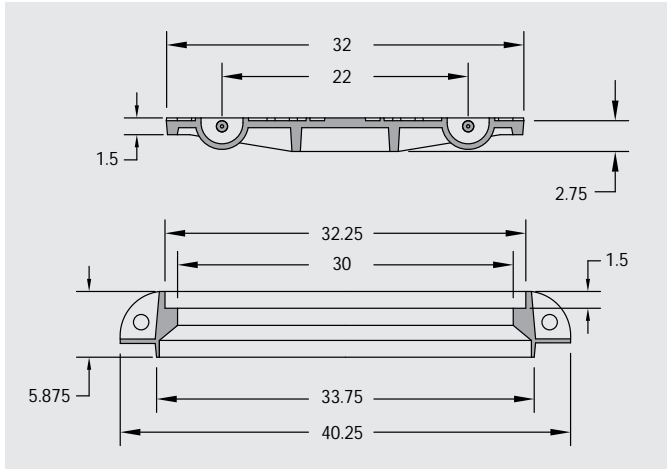
MHAUSST-DC



MHAUSSP-DC



MHAUSSTP-DC

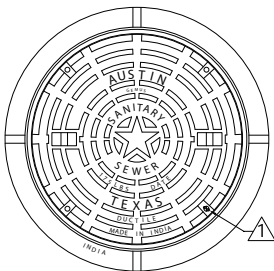


ITEM CODE	DETAILS
MHAUSSS-DC	AUSTIN SANITARY
MHAUSST-DC	AUSTIN STORM
MHAUSSP-DC	SANITARY "PLAIN"
MHAUSSTP-DC	STORM "PLAIN"

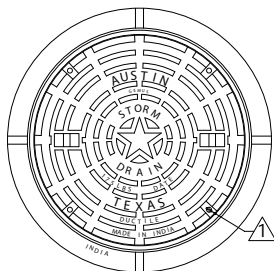
- Notes:**
- Material:
 - Cover: Ductile Iron Per ASTM A536, Grade 60-40-18
 - Ring: Cast Iron Per ASTM A48, Class 30B
 - Dimensions in Inches

32" AUSTIN BOLTED & WATERTIGHT MANHOLE (DUCTILE IRON COVER)

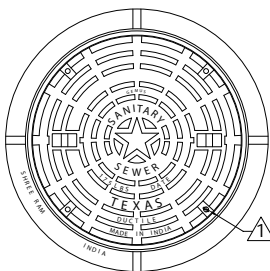
MH-0010



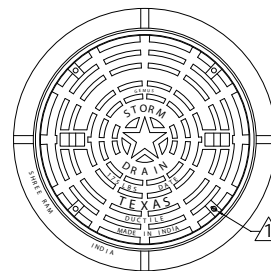
MHAUSSWT-DC



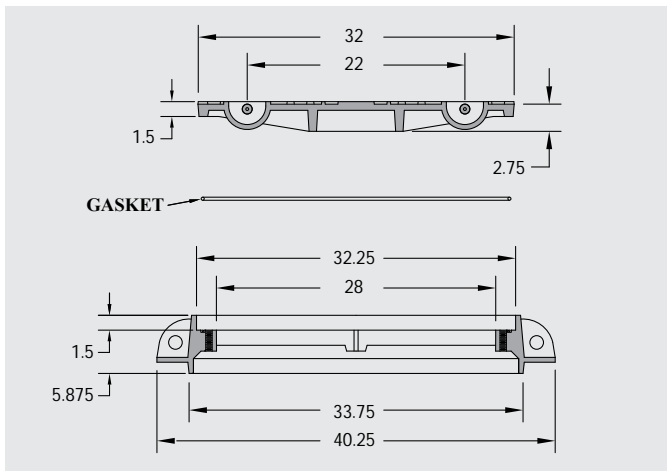
MHAUSSTWT-DC



MHAUSSPWT-DC



MHAUSSTPWT-DC

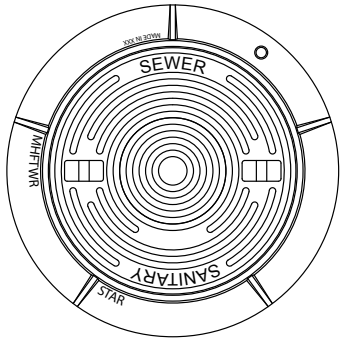


ITEM CODE	DETAILS
MHAUSSWT-DC	AUSTIN SANITARY
MHAUSSTWT-DC	AUSTIN STORM
MHAUSSPWT-DC	STORM "PLAIN"
MHAUSSTPWT-DC	SANITARY "PLAIN"

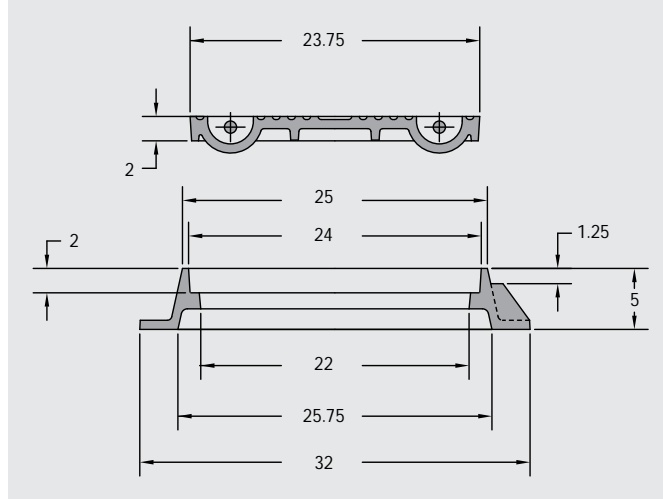
- Notes:**
- Material:
 - Cover: Ductile Iron Per ASTM A536, Grade 60-40-18
 - Ring: Cast Iron Per ASTM A48, Class 30B
 - 1-Bolts:(4) 5/8" x 2 1/2 " Stainless Steel
 - Gasket: 5/16" Nitrile O-Ring
 - Gasket is only for Sanitary Sewer
 - Dimensions in Inches

24" FORT WORTH MANHOLE

MH-0011



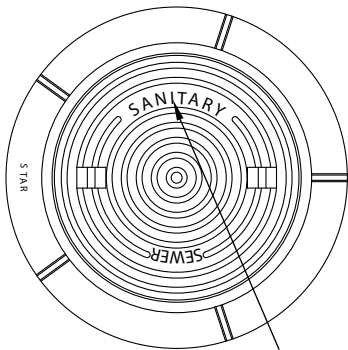
- Notes:**
- Material - Cast Iron
Per ASTM A48 Class 30B
 - Dimensions in Inches



ITEM CODE	DETAILS
MHFTW	COMPLETE

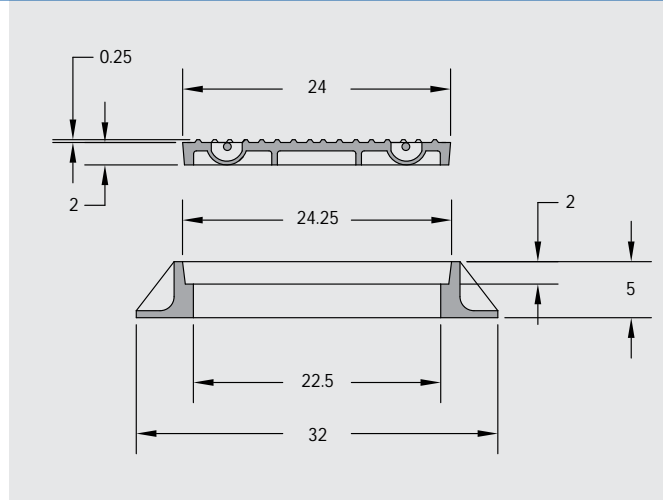
24" STANDARD MANHOLE

MH-0012



SEE DETAILS FOR OPTIONAL LETTERING

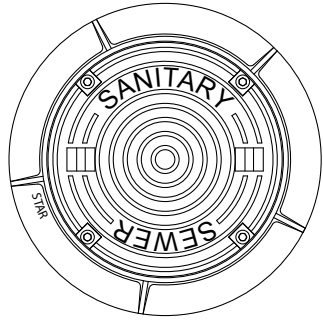
- Notes:**
- Material - Cast Iron
Per ASTM A48 Class 30B
 - Dimensions in Inches



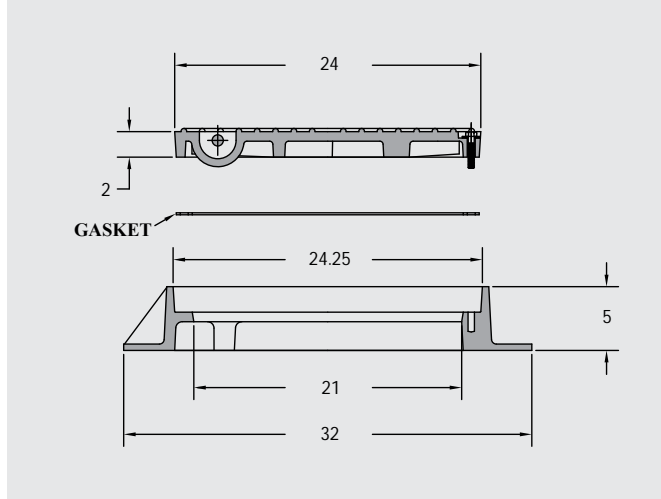
ITEM CODE	DETAILS
MH24300	SANITARY
MH24300ST	STORM

24" STANDARD WATERTIGHT MANHOLE

MH-0013



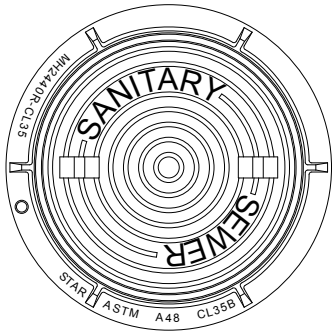
- Notes:**
- Material - Cast Iron
Per ASTM A48 Class 30B
 - Bolts: (4) 1/2"-13" UNC x 2-1/2"
Stainless Steel
 - Gasket: Nitrile Gasket
 - Washers: (4) 1/2" Stainless Steel
 - Dimensions in Inches



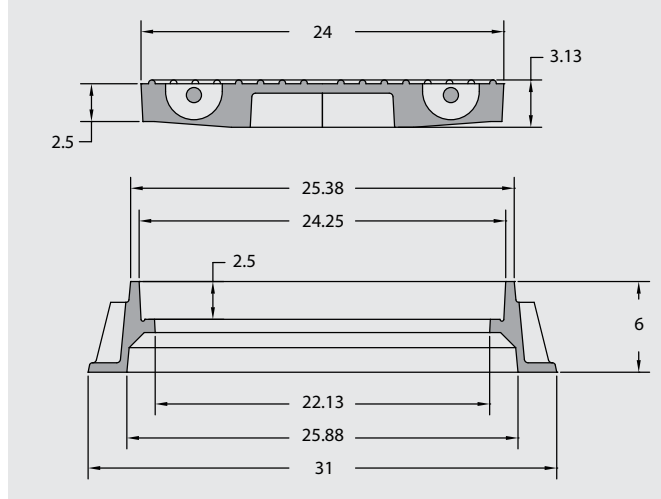
ITEM CODE	DETAILS
MH24300WT	SANITARY

24" STACKABLE MANHOLE CLASS 35B

MH-0014



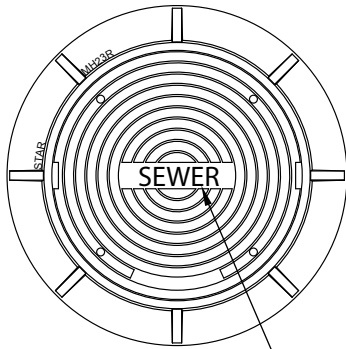
- Notes:**
- Material - Cast Iron
Per ASTM A48 Class 35B
 - Dimensions in Inches



ITEM CODE	DETAILS
MH2440-CL35	COMPLETE

23½" STANDARD MANHOLE

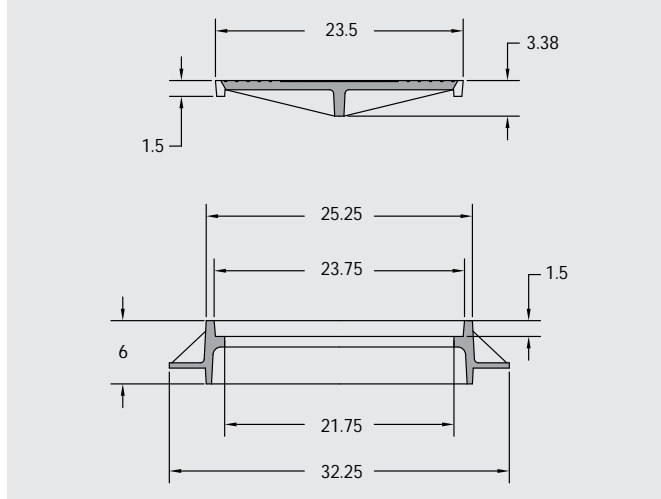
MH-0017



SEE DETAILS FOR OPTIONAL LETTERING

Notes:

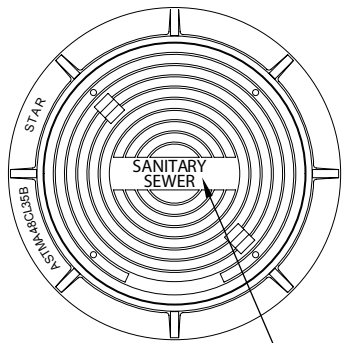
- Material - Cast Iron
Per ASTM A48 Class 30B
- Dimensions in Inches



ITEM CODE	DETAILS
MH23S	SEWER
MH23SS	SANITARY SEWER
MH23ST	STORM

32" STANDARD MANHOLE CLASS 35B

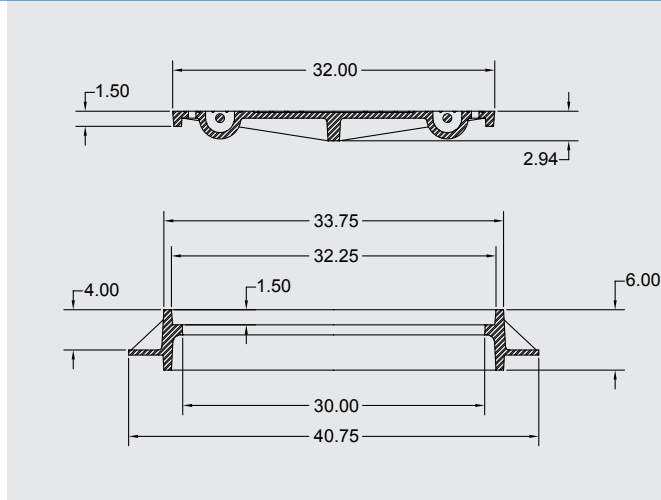
MH-0018



SEE DETAILS FOR OPTIONAL LETTERING

Notes:

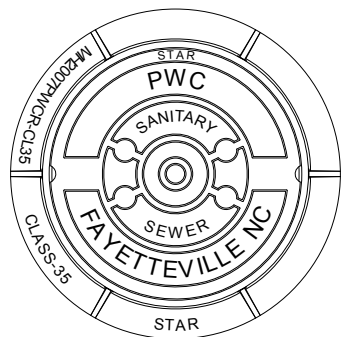
- Material - Cast Iron
Per ASTM A48 Class 35B
- Dimensions in Inches



ITEM CODE	DETAILS
MH32SS-CL35	SANITARY SEWER
MH32ST-CL35	STORM SEWER

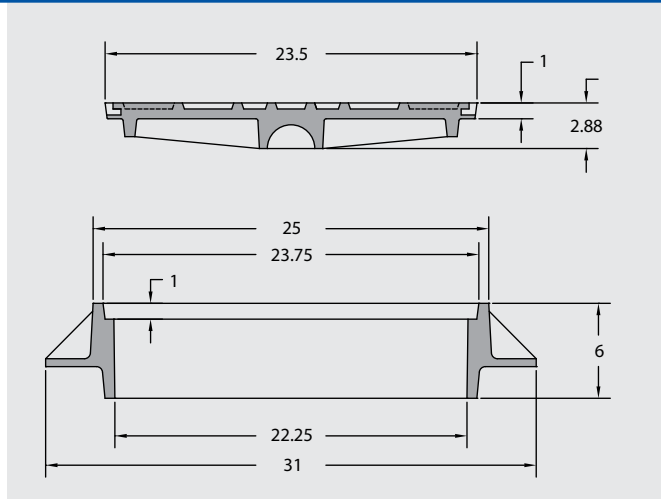
6" FAYETTEVILLE NC PWC SANITARY SEWER MANHOLE CLASS 35B

MH-0019



Notes:

- Material - Cast Iron
Per ASTM A48 Class 35B
- Dimensions in Inches

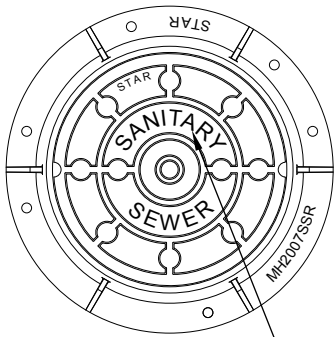


ITEM CODE	DETAILS
MH2007PWC-CL35	COMPLETE



7½" "SANITARY SEWER" MANHOLE FOR NC/SC

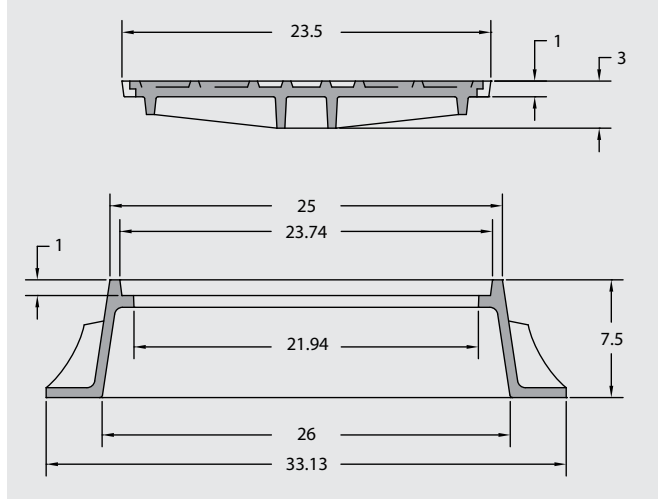
MH-0020



SEE DETAILS FOR OPTIONAL LETTERING

Notes:

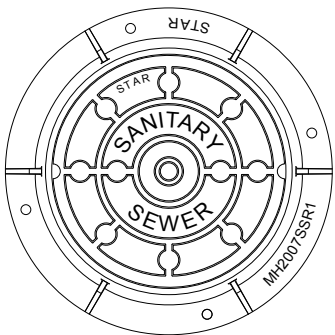
- Material - Cast Iron
Per ASTM A48 Class 30B
- Dimensions in Inches



ITEM CODE	DETAILS
MH2007SS	SANITARY
MH2007ST	STORM

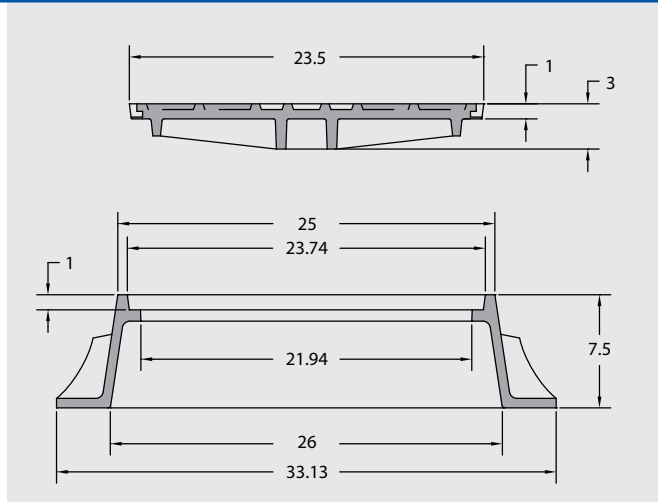
7½" "SANITARY SEWER" #310 MANHOLE FOR NC/SC

MH-0021



Notes:

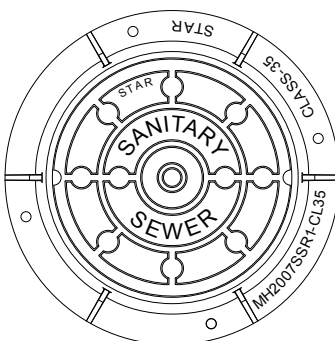
- Material - Cast Iron
Per ASTM A48 Class 30B
- Dimensions in Inches



ITEM CODE	DETAILS
MH2007SSH	COMPLETE

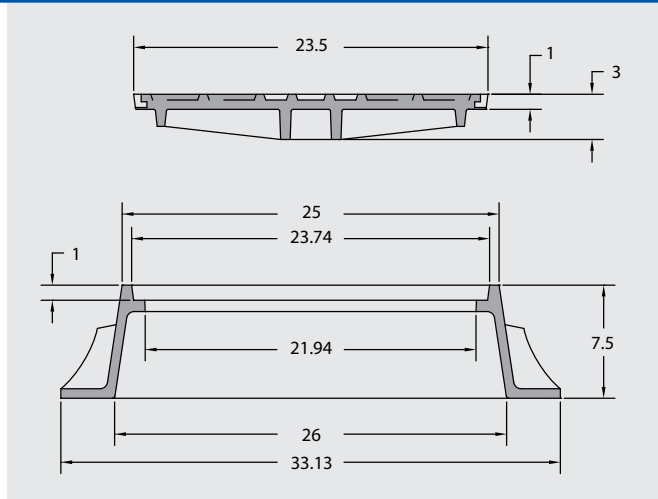
7½" "SANITARY SEWER" #310 MANHOLE FOR NC/SC CLASS 35B

MH-0022



Notes:

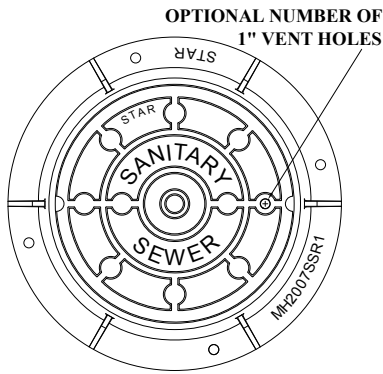
- Material - Cast Iron
Per ASTM A48 Class 35B
- Dimensions in Inches



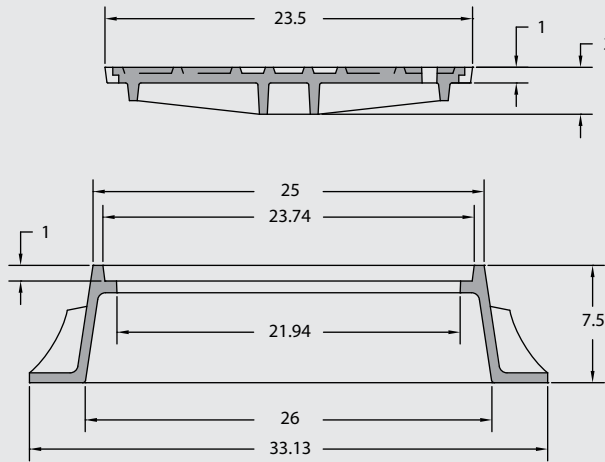
ITEM CODE	DETAILS
MH2007SSHCL35	COMPLETE

7½" "SANITARY SEWER" W/ VENT MANHOLE FOR NC/SC

MH-0023



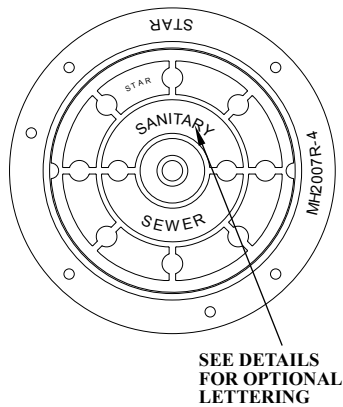
- Notes:**
- Material - Cast Iron
Per ASTM A48 Class 30B
 - Dimensions in Inches



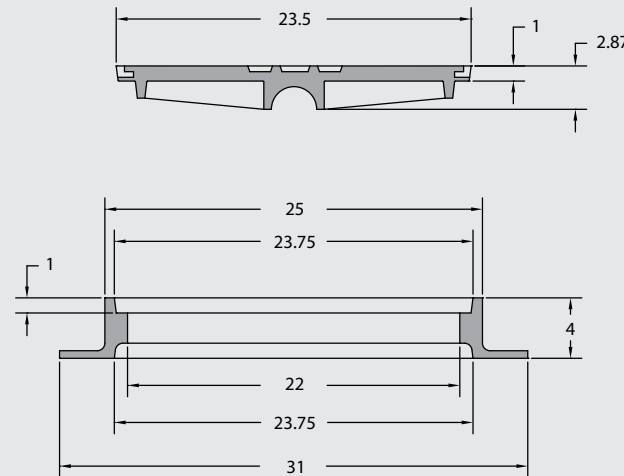
ITEM CODE	DETAILS
MH2007SS-1V	1 VENT HOLE
MH2007SS-2V	2 VENT HOLE
MH2007SS-4V	4 VENT HOLE

4" MANHOLE FOR NC/SC

MH-0024




- Notes:**
- Material - Cast Iron
Per ASTM A48 Class 30B
 - Dimensions in Inches



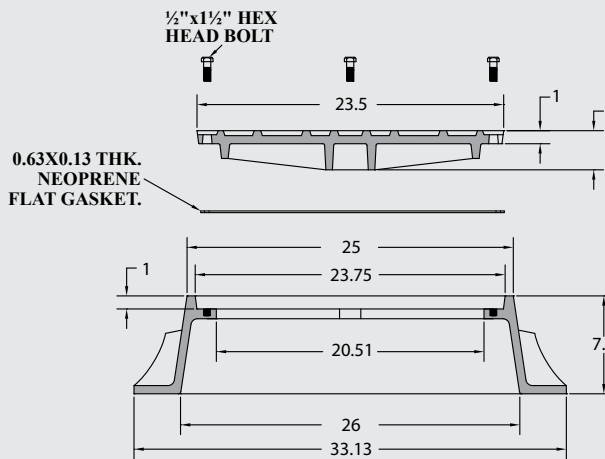
ITEM CODE	DETAILS
MH2007SS-4	SANITARY
MH2007ST-4	STORM

7½" "SANITARY SEWER" WATER TIGHT MANHOLE FOR NC/SC

MH-0025



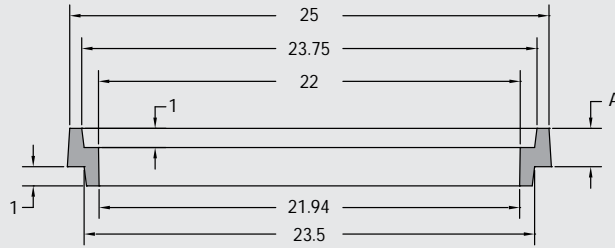
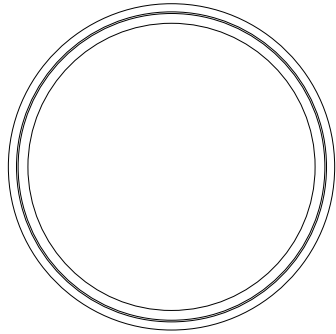
- Notes:**
- Material - Cast Iron
Per ASTM A48 Class 30B
 - Gasket: Neoprene Flat Gasket
 - Dimensions in Inches



ITEM CODE	DETAILS
MH2007SS-WT	COMPLETE

RISER FOR MH2007

MH-0026

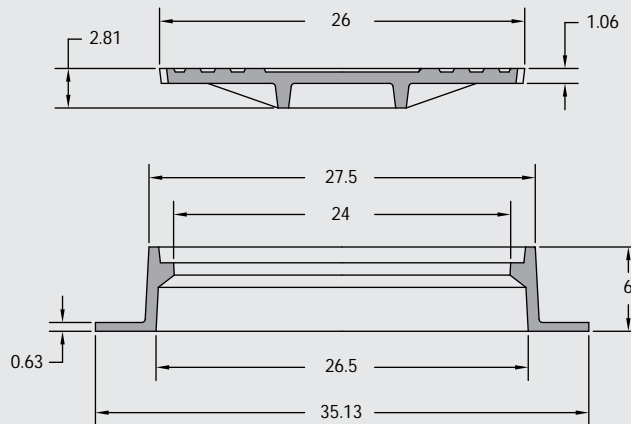
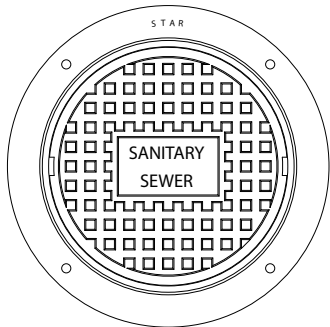


ITEM CODE	A
MH2007EX-1	1.25
MH2007EX-1.5	1.5
MH2007EX-2	2
MH2007EX-3	3
MH2007EX-4	4
MH2007EX-6	6

- Notes:**
- Material - Cast Iron
Per ASTM A48 Class 30B
 - Dimensions in Inches

6" CITY OF NASHVILLE MANHOLE

MH-0027

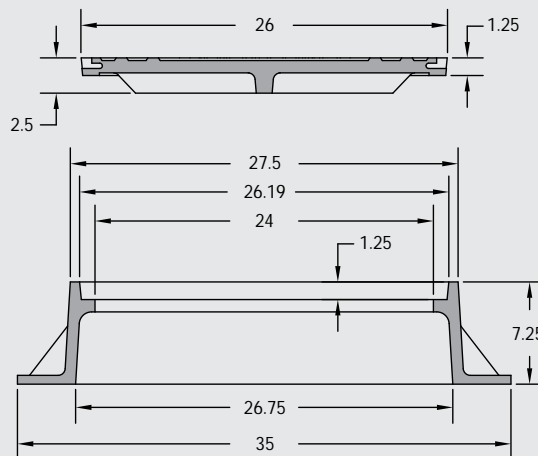
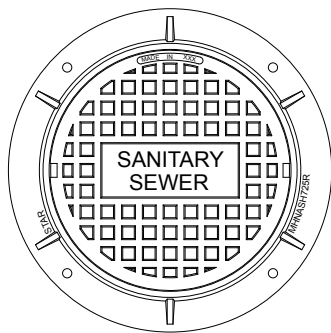


ITEM CODE	DETAILS
MHNASH600	COMPLETE

- Notes:**
- Material - Cast Iron
Per ASTM A48 Class 30B
 - Dimensions in Inches

7 1/4" CITY OF NASHVILLE MANHOLE

MH-0028




ITEM CODE	DETAILS
MHNASH725	COMPLETE

- Notes:**
- Material - Cast Iron
Per ASTM A48 Class 30B
 - Dimensions in Inches



6½" MANHOLE CLASS 35B

MH-0029



MH612S

6½" Sewer MH

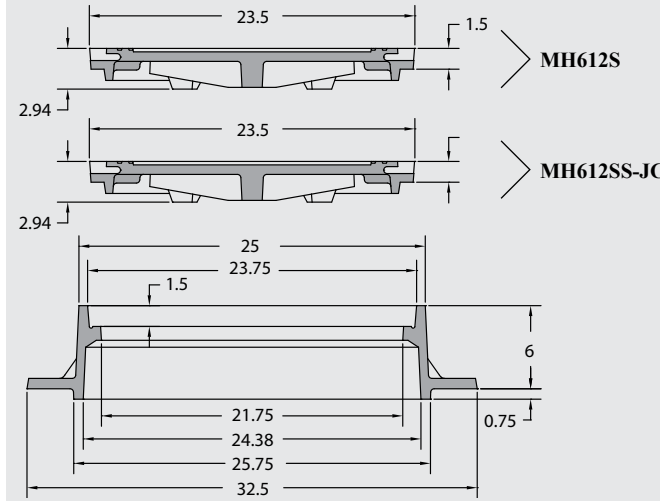


MH612SS-JC

6½" Jefferson County Sanitary MH

Notes:

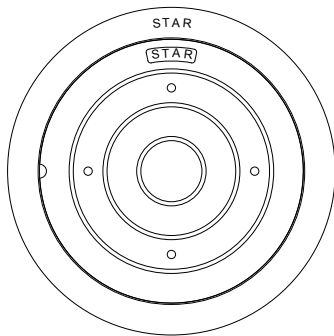
- Material - Cast Iron
Per ASTM A48 Class 35B
- Dimensions in Inches



ITEM CODE	DETAILS
MH612S	COMPLETE
MH612SS-JC	COMPLETE

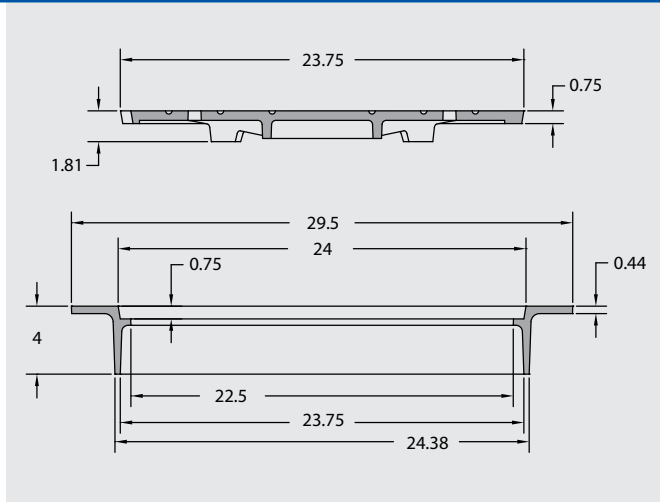
GEORGIA REGULAR DUTY MANHOLE

MH-0030



Notes:

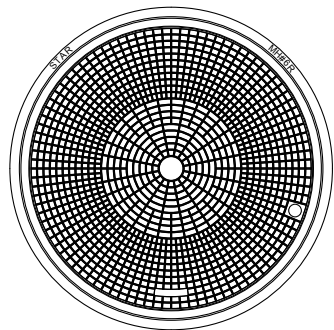
- Material - Cast Iron
Per ASTM A48 Class 30B
- Dimensions in Inches



ITEM CODE	DETAILS
MH456P	COMPLETE

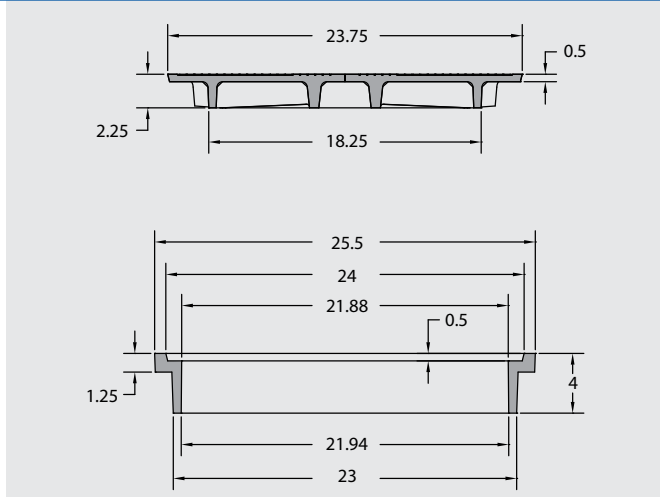
#6 SIDE WALK MANHOLE / NON-TRAFFIC

MH-0031



Notes:


- Material - Cast Iron
Per ASTM A48 Class 30B
- Dimensions in Inches



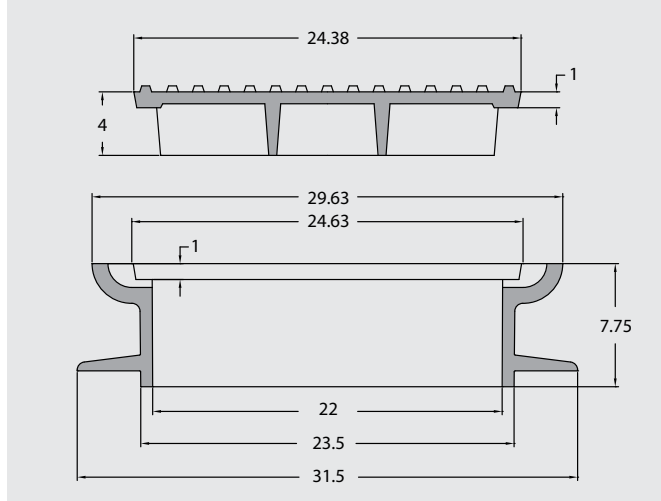
ITEM CODE	DETAILS
MH#6PLAIN	COMPLETE

#7 MANHOLE

MH-0032



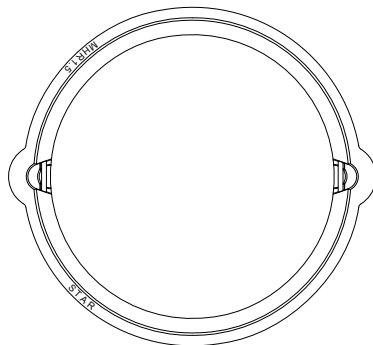
- Notes:**
- Material - Cast Iron
Per ASTM A48 Class 30B
 - Dimensions in Inches



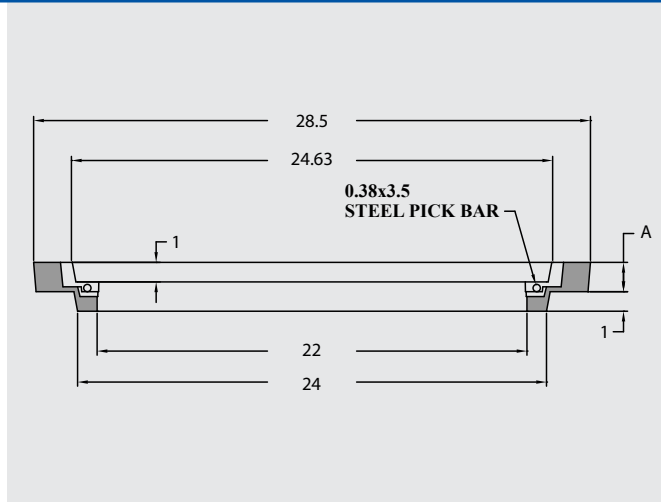
ITEM CODE	DETAILS
MH#7SEWER	SEWER
MH#DRAIN	DRAIN

RISER FOR #7 MANHOLE

MH-0033



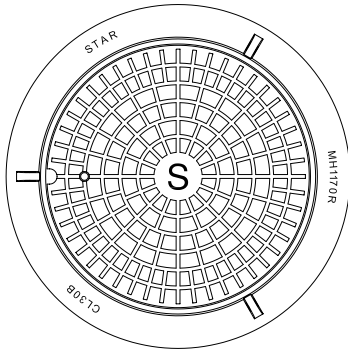
- Notes:**
- Material - Cast Iron
Per ASTM A48 Class 30B
 - Dimensions in Inches



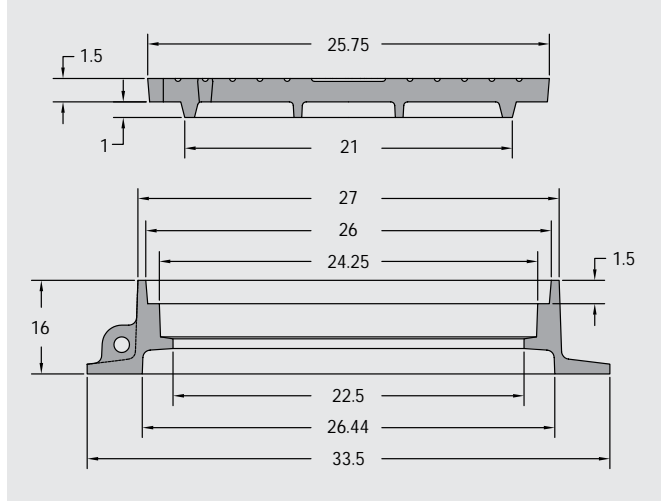
ITEM CODE	A
MHR1.5	1.5
MHR2	2

1170 MANHOLE

MH-0034



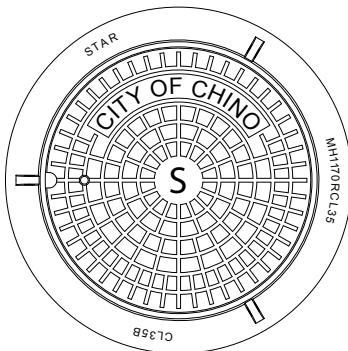
- Notes:**
- Material - Cast Iron
Per ASTM A48 Class 30B
 - Dimensions in Inches



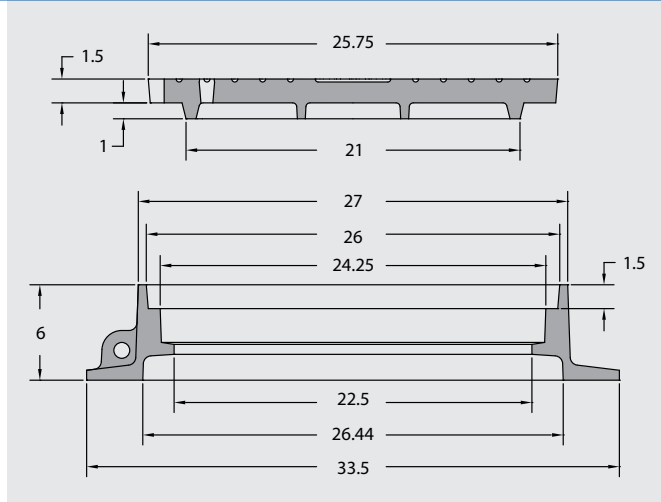
ITEM CODE	DETAILS
MH1170	COMPLETE

1170 CITY OF CHINO MANHOLE CLASS 35B

MH-0035



- Notes:**
- Material - Cast Iron
Per ASTM A48 Class 35B
 - Dimensions in Inches



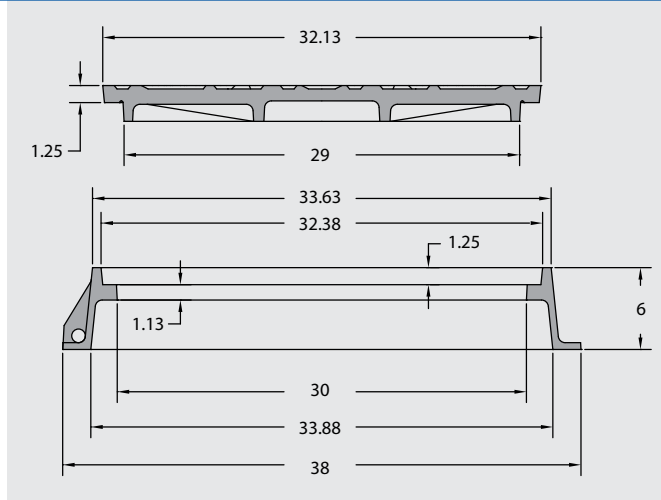
ITEM CODE	DETAILS
MH1170CHINO	COMPLETE

1252 EVMWD MANHOLE CLASS 35B

MH-0036



- Notes:**
- Material - Cast Iron
Per ASTM A48 Class 35B
 - Dimensions in Inches

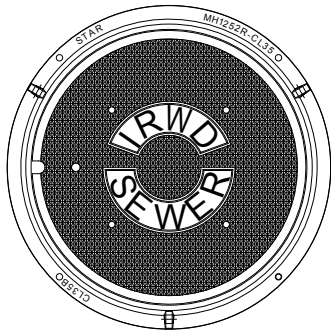


ITEM CODE	DETAILS
MH1252E-CL35	COMPLETE

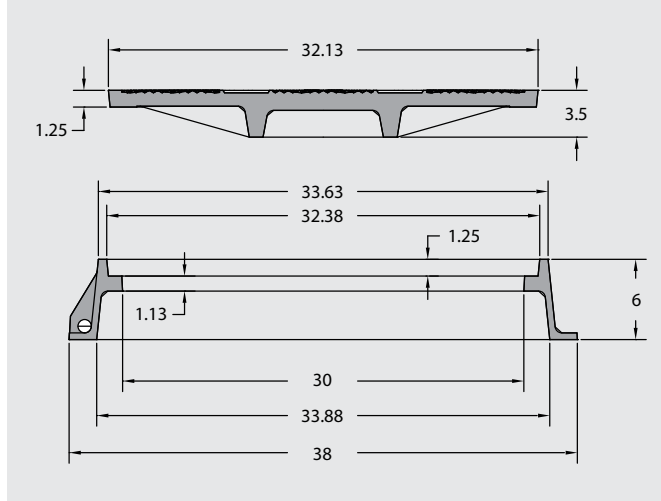


1252 IRWD MANHOLE CLASS 35B

MH-0037



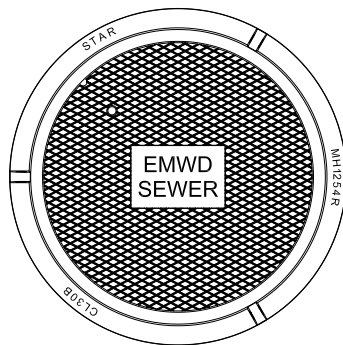
- Notes:**
- Material - Cast Iron
Per ASTM A48 Class 35B
 - Dimensions in Inches



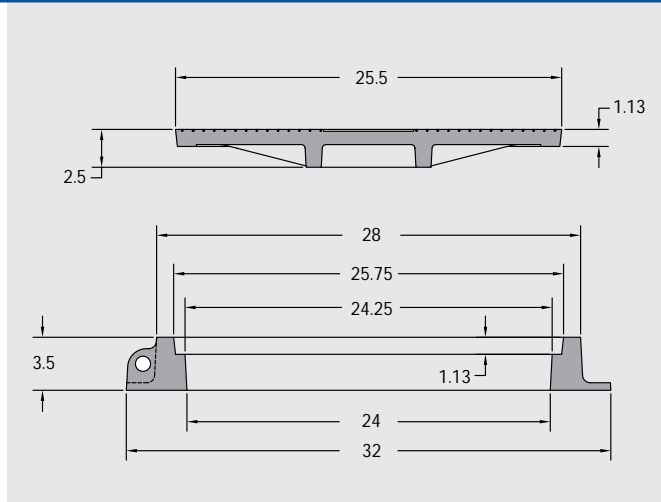
ITEM CODE	DETAILS
MH1252-CL35	COMPLETE

1254 MANHOLE FOR EMND

MH-0038



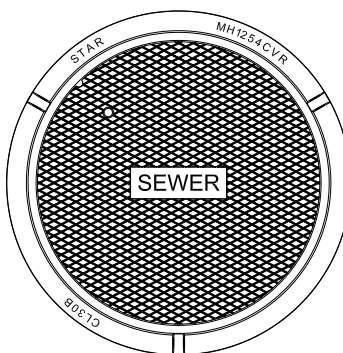
- Notes:**
- Material - Cast Iron
Per ASTM A48 Class 30B
 - Dimensions in Inches



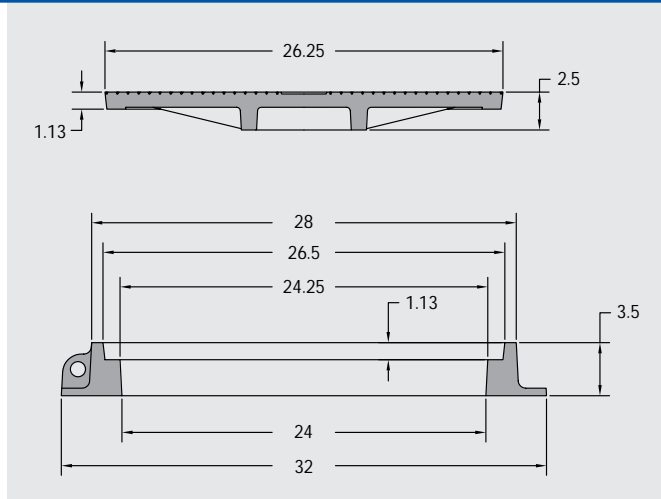
ITEM CODE	DETAILS
MH1254	COMPLETE

1254 MANHOLE "SEWER"

MH-0039



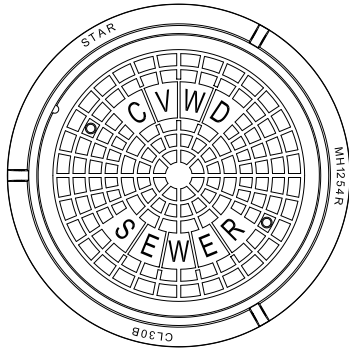
- Notes:**
- Material - Cast Iron
Per ASTM A48 Class 30B
 - Dimensions in Inches



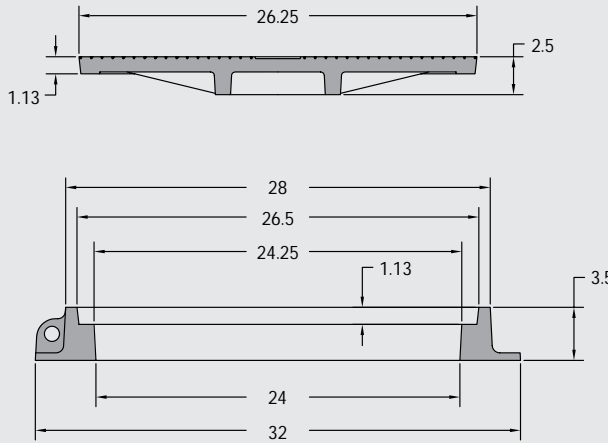
ITEM CODE	DETAILS
MH1254S	COMPLETE

1254 CVWD MANHOLE

MH-0040



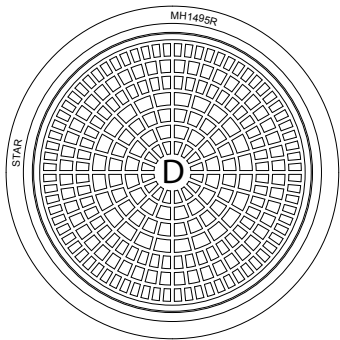
- Notes:**
- Material - Cast Iron
Per ASTM A48 Class 30B
 - Dimensions in Inches



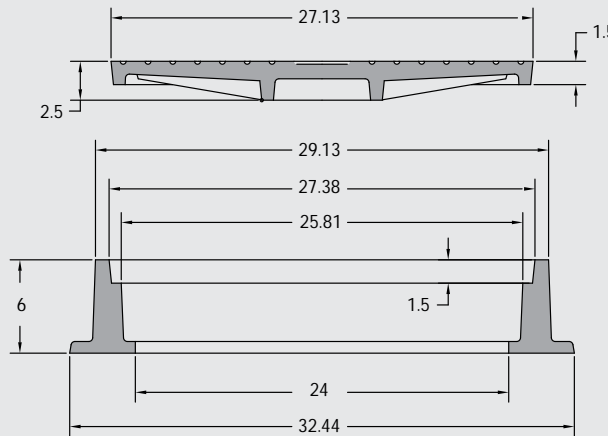
ITEM CODE	DETAILS
MH1254CV	COMPLETE

1495 MANHOLE

MH-0041



- Notes:**
- Material - Cast Iron
Per ASTM A48 Class 30B
 - Dimensions in Inches



ITEM CODE	DETAILS
MH1495	COMPLETE

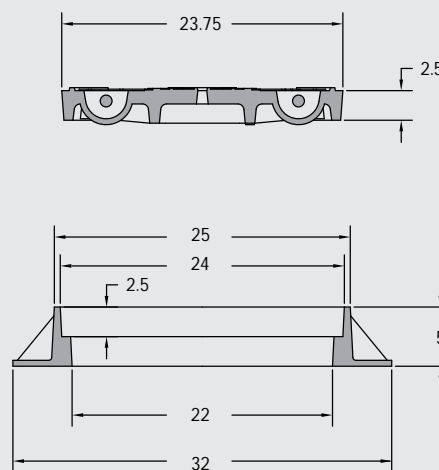
ALBUQUERQUE MANHOLE

MH-0042



SEE DETAILS FOR OPTIONAL LETTERING

- Notes:**
- Material - Cast Iron
Per ASTM A48 Class 30B
 - Dimensions in Inches

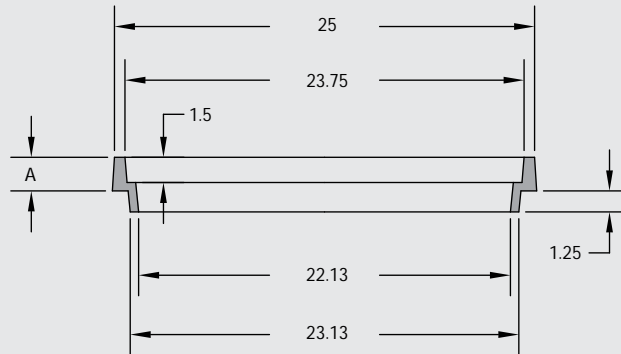
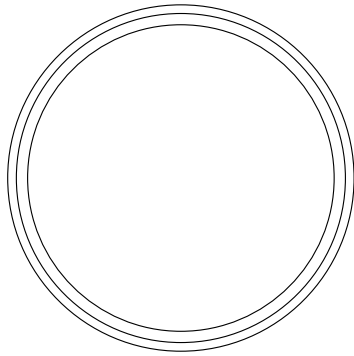


ITEM CODE	DETAILS
MH1263SASS	SANITARY
MH1263STS	STORM



RISER FOR MH23ST/SS/S

MH-0043




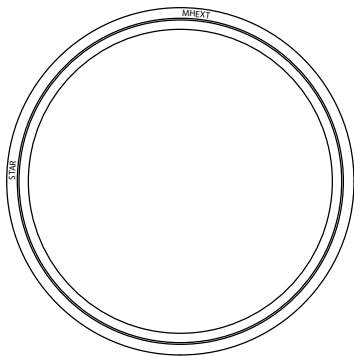
ITEM CODE	A
MHEXT2	2
MHEXT2.5	2.5
MHEXT3	3

Notes:

- Material - Cast Iron
Per ASTM A48 Class 30B
- Dimensions in Inches

RISER FOR MH24300

MH-0044



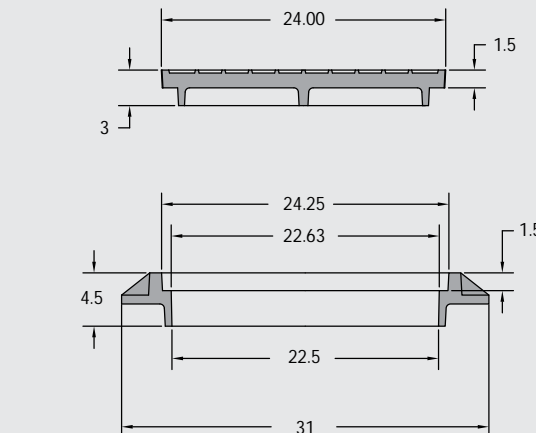
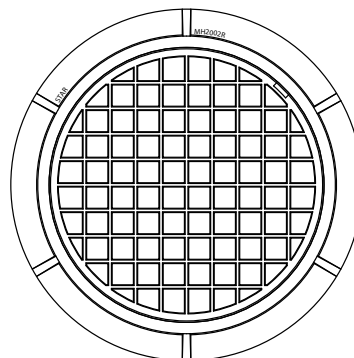
ITEM CODE	A
MHEXT2.6	2.6
MHEXT4	4
MHEXT6	6

Notes:

- Material - Cast Iron
Per ASTM A48 Class 30B
- Dimensions in Inches

24" HEAVY DUTY MANHOLE CLASS 35B

MH-0045



ITEM CODE	DETAILS
MH2002	COMPLETE

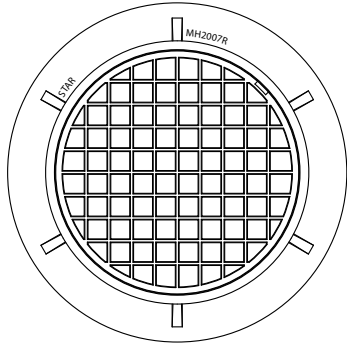
Notes:

- Material - Cast Iron
Per ASTM A48 Class 35B
- Dimensions in Inches

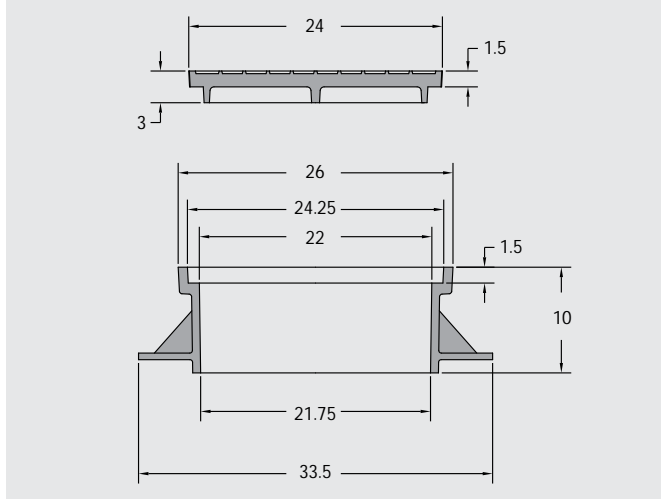


24" PLAIN MANHOLE CLASS 35B

MH-0046



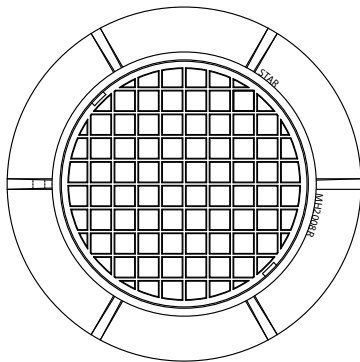
- Notes:**
- Material - Cast Iron
Per ASTM A48 Class 35B
 - Dimensions in Inches



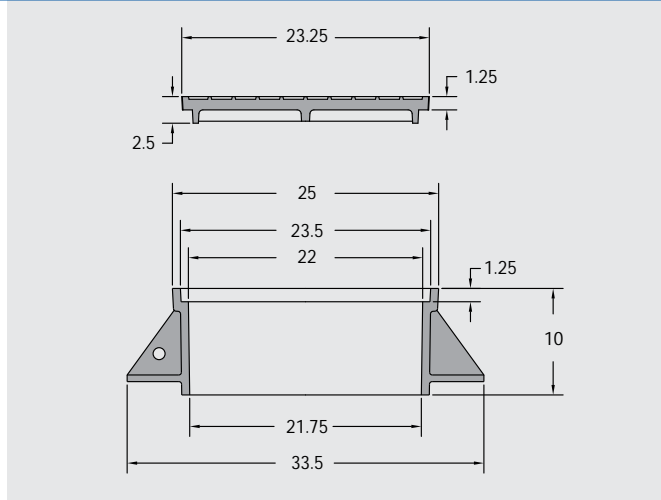
ITEM CODE	DETAILS
MH2007	COMPLETE

23 1/4" STANDARD MANHOLE CLASS 35B

MH-0047



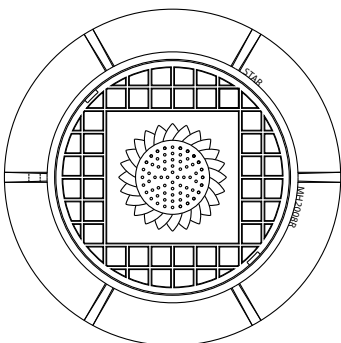
- Notes:**
- Material - Cast Iron
Per ASTM A48 Class 35B
 - Dimensions in Inches



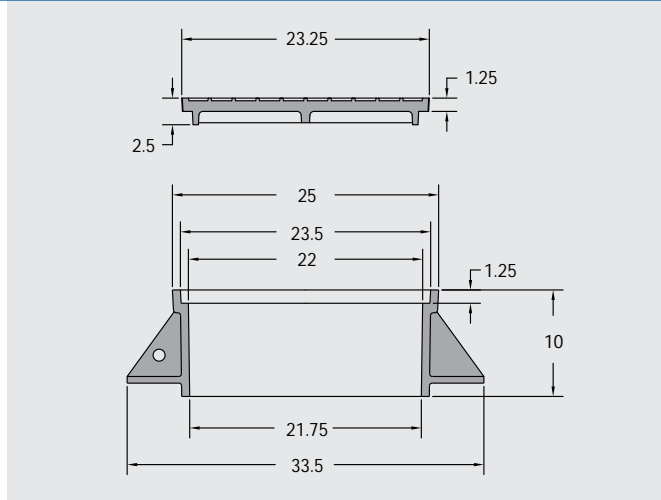
ITEM CODE	DETAILS
MH2008	COMPLETE

23 1/4" SUNFLOWER MANHOLE (JOHNSON COUNTY) CLASS 35B

MH-0048



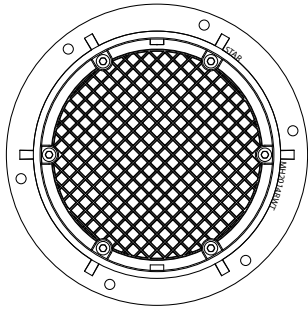
- Notes:**
- Material - Cast Iron
Per ASTM A48 Class 35B
 - Dimensions in Inches



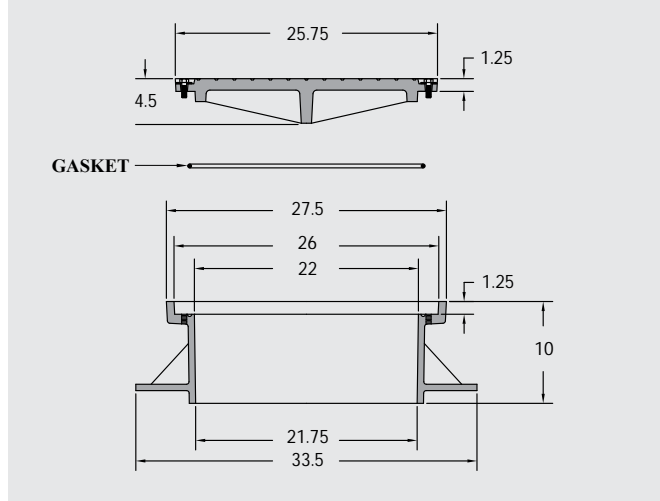
ITEM CODE	DETAILS
MH2008-JC	COMPLETE

25 3/4" STANDARD WATERTIGHT MANHOLE CLASS 35B

MH-0049




- Notes:**
- Material - Cast Iron
Per ASTM A48 Class 35B
 - Bolt: (6) 1/2 X 1 1/2
Stainless Steel
 - Gasket: 3/8 Diameter Nitrile O-Ring
 - Washers: (6) 1/2 Stainless Steel
 - Dimensions in Inches



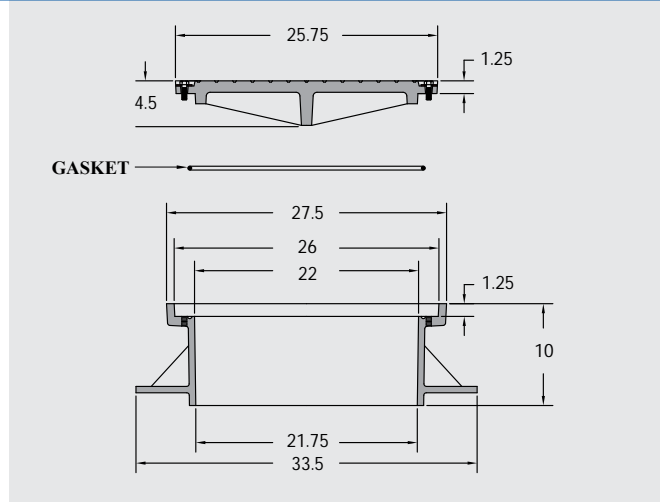
ITEM CODE	DETAILS
MH2014WT	COMPLETE

25 3/4" "SUNFLOWER" WATERTIGHT MANHOLE (JOHNSON COUNTY) CLASS 35B

MH-0050




- Notes:**
- Material - Cast Iron
Per ASTM A48 Class 35B
 - Bolt: (6) 1/2 X 1 1/2
Stainless Steel
 - Gasket: 3/8 Diameter Nitrile O-Ring
 - Washers: (6) 1/2 Stainless Steel
 - Dimensions in Inches



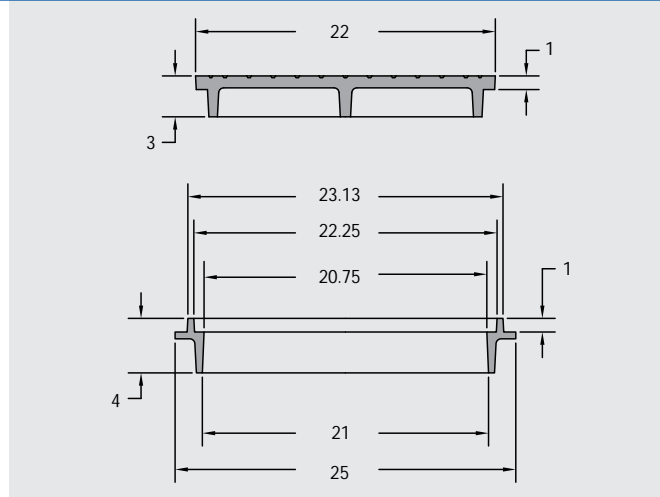
ITEM CODE	DETAILS
MH2014WT-JC	COMPLETE

22" MANHOLE CLASS 35B

MH-0051



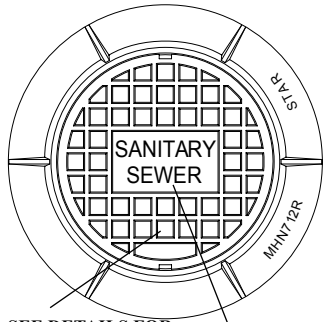
- Notes:**
- Material - Cast Iron
Per ASTM A48 Class 35B
 - Dimensions in Inches



ITEM CODE	DETAILS
MH2020	COMPLETE

7½" MH "SANITARY SEWER"

MH-0052

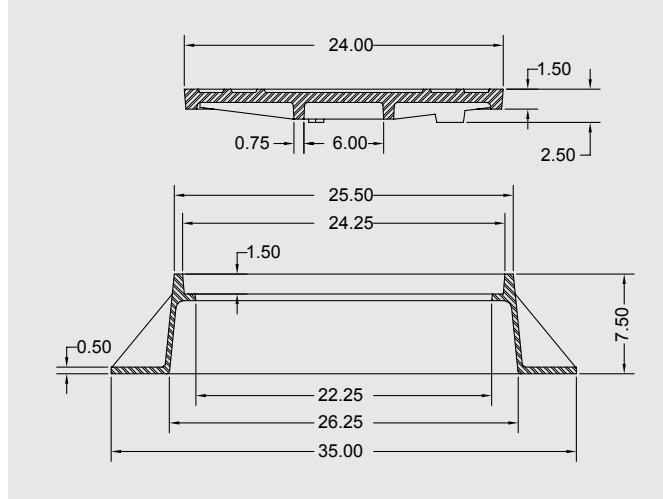


SEE DETAILS FOR
Ø.75 VENT HOLES
(4 OR 6 PLACES)

SEE DETAILS
FOR OPTIONAL
LETTERING

Notes:

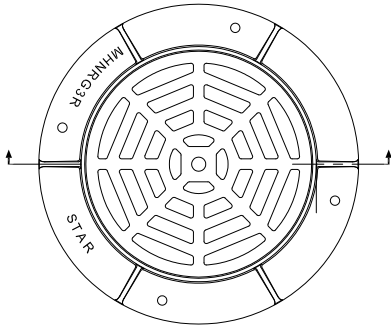
- Material - Cast Iron
Per ASTM A48 Class 30B
- Dimensions in Inches



ITEM CODE	DETAILS
MHN712SS	SANITARY STORM
MHN712SS-4V	SANITARY SEWER (4 VENT HOLES)
MHN712ST-6V	STORM (6 VENT HOLES)
MHN712ECSD-4V	ECSD SANITARY (4 VENT HOLES)

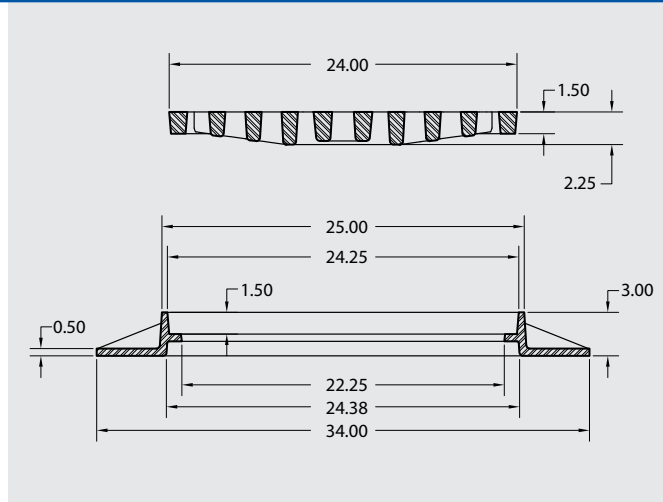
3" RADIAL MH

MH-0053



Notes:

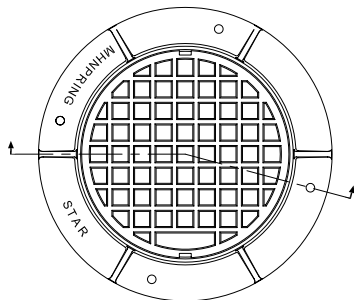
- Material - Cast Iron
Per ASTM A48 Class 30B
- Dimensions in Inches



ITEM CODE	DETAILS
MHNRG3	COMPLETE

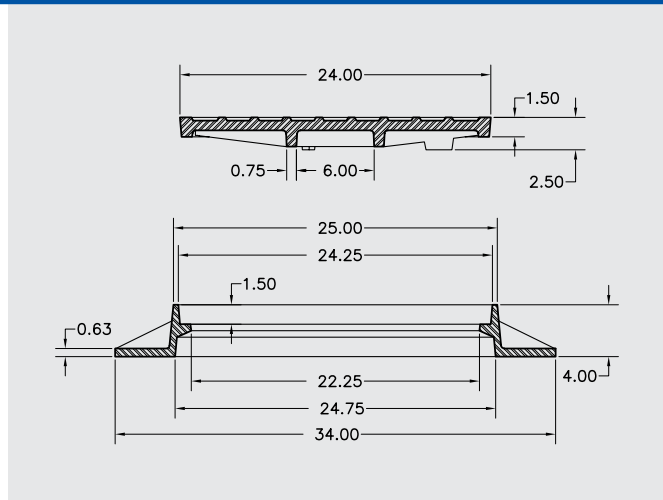
4" PLAIN MH

MH-0054



Notes:

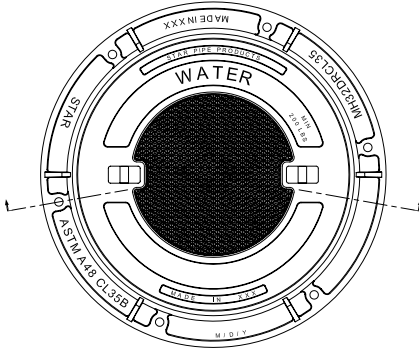
- Material - Cast Iron
Per ASTM A48 Class 30B
- Dimensions in Inches



ITEM CODE	DETAILS
MHN4P	COMPLETE

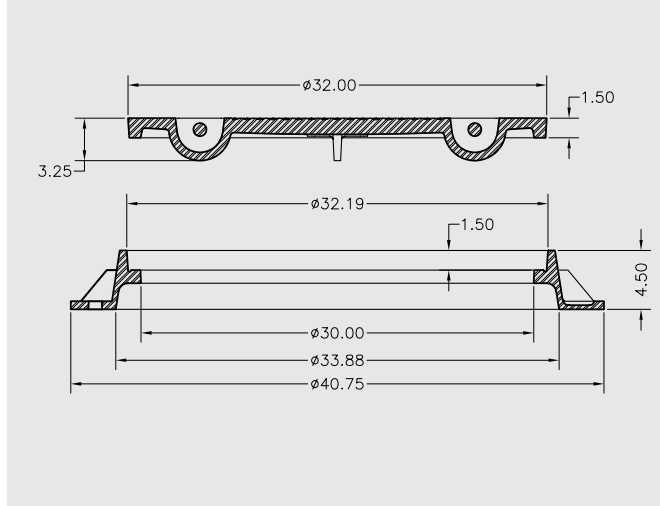
32" CITY OF DALLAS WATER MH CL-35

MH-0055



Notes:

- Material - Cast Iron
Per ASTM A48 Class 35B
- Dimensions in Inches



ITEM CODE	DETAILS
MH32DWCL35	COMPLETE

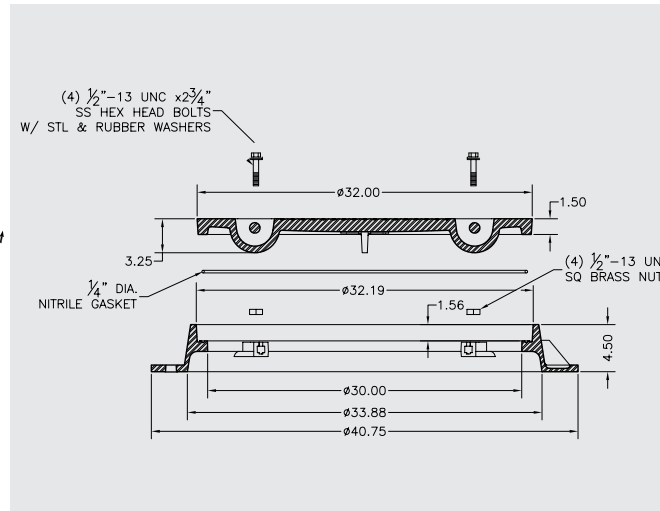
32" CITY OF DALLAS WASTEWATER WT MH CL-35

MH-0056



Notes:

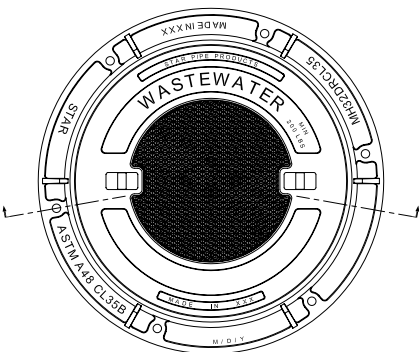
- Material - Cast Iron
Per ASTM A48 Class 35B
- Dimensions in Inches



ITEM CODE	DETAILS
MH32DWTC35	COMPLETE

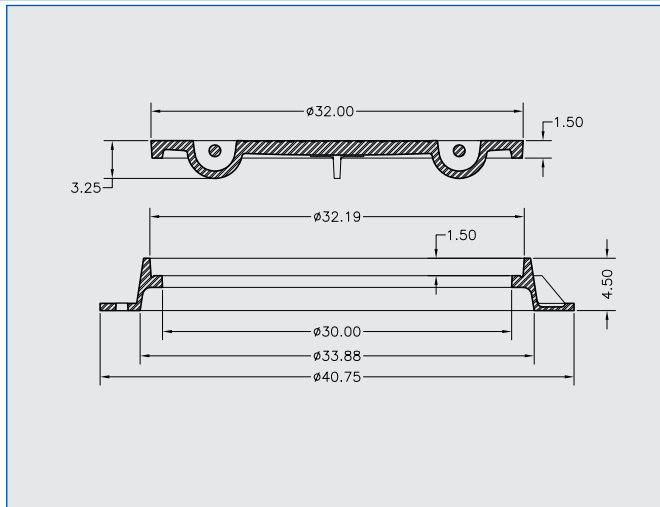
32" CITY OF DALLAS WASTEWATER MH CL-35

MH-0057



Notes:

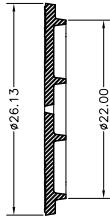
- Material - Cast Iron
Per ASTM A48 Class 35B
- Dimensions in Inches



ITEM CODE	DETAILS
MH32DWWCL35	COMPLETE

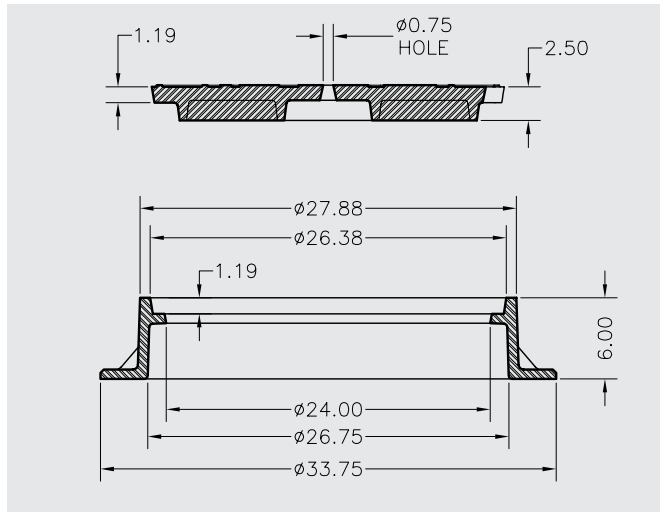
26" MH PHOENIX "SANITARY SEWER"

MH-0058



Notes:

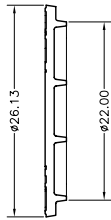
- Material - Cast Iron
- Per ASTM A48 Class 35B
- Dimensions in Inches



ITEM CODE	DETAILS
MH2095SS	COMPLETE

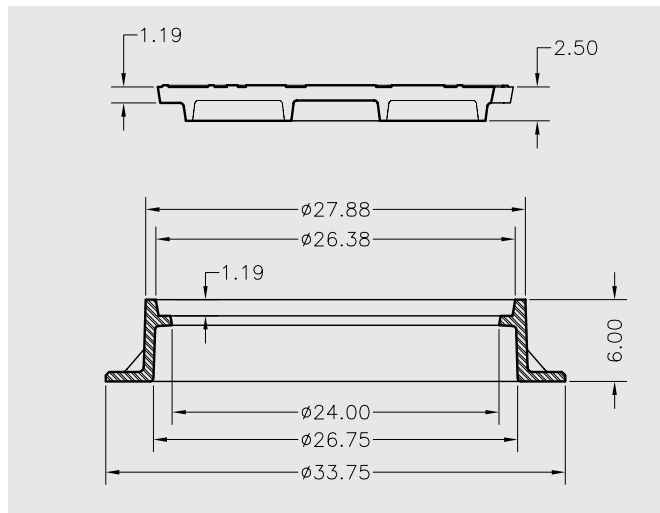
26" MH PHOENIX "STORM SEWER"

MH-0059



Notes:

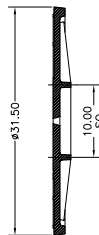
- Material - Cast Iron
- Per ASTM A48 Class 35B
- Dimensions in Inches



ITEM CODE	DETAILS
MH2095ST	COMPLETE

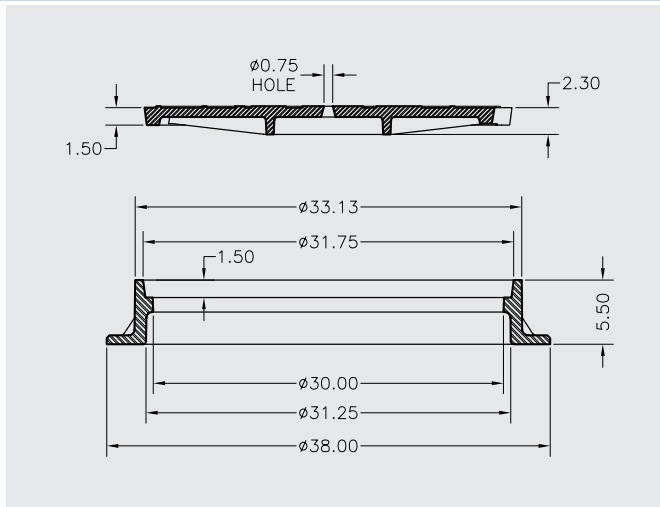
32 1/2 CITY OF PHOENIX MH "SANITARY SEWER"

MH-0060



Notes:

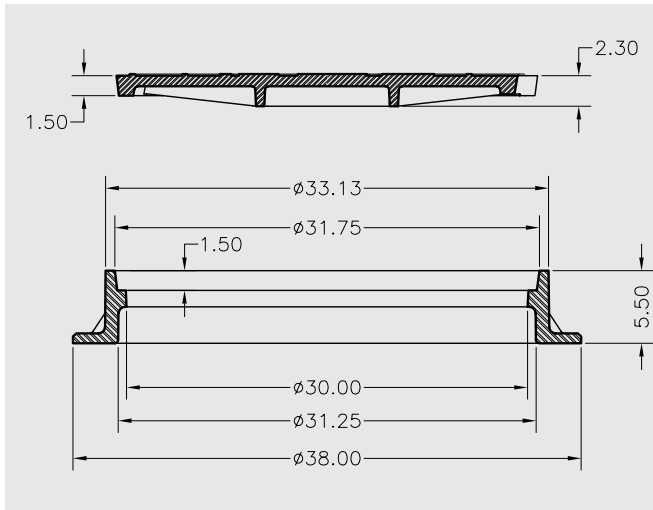
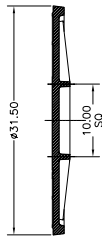
- Material - Cast Iron
- Per ASTM A48 Class 35B
- Dimensions in Inches



ITEM CODE	DETAILS
MHCOP2096SS	COMPLETE

31 1/2" CITY OF PHOENIX MH "STORM SEWER"

MH-0061



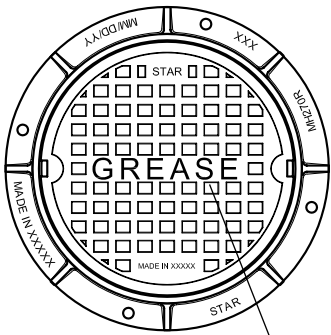
ITEM CODE	DETAILS
MHCOP2096ST	COMPLETE

Notes:

- Material - Cast Iron
- Per ASTM A48 Class 35B
- Dimensions in Inches

#270 MH

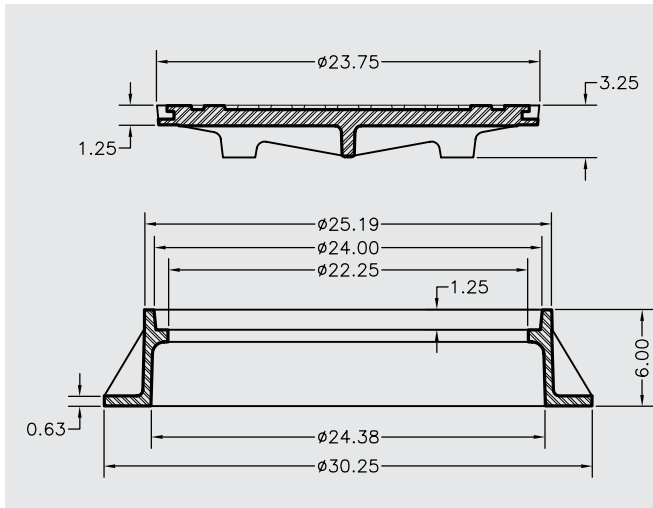
MH-0062



SEE DETAILS FOR OPTIONAL LETTERING

Notes:

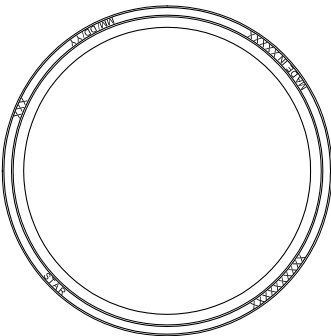
- Material - Cast Iron
- Per ASTM A48 Class 30B
- Dimensions in Inches



ITEM CODE	DETAILS
MH270GREASE	"GREASE" LETTERING
MH270SANITARY	"SANITARY" LETTERING
MH270SEWER	"STORM" LETTERING
MH270STORM	"SEWER" LETTERING

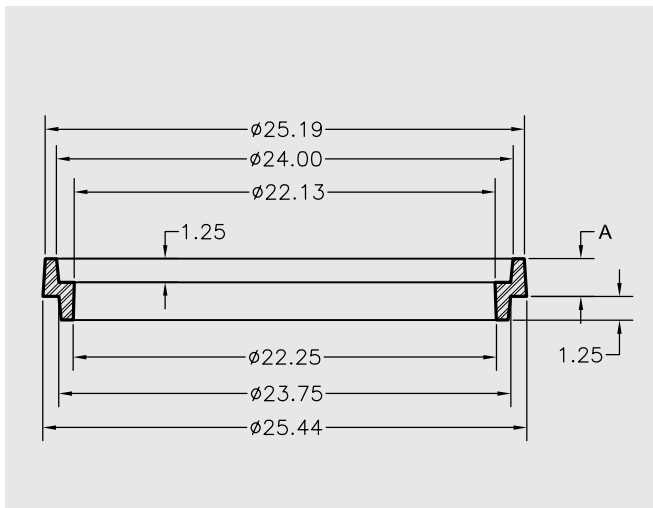
1.5", 2", 3" & 4" EXT-#270 MH

MH-0063



Notes:

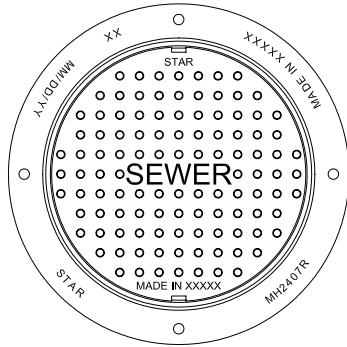
- Material - Cast Iron
- Per ASTM A48 Class 30B
- Dimensions in Inches



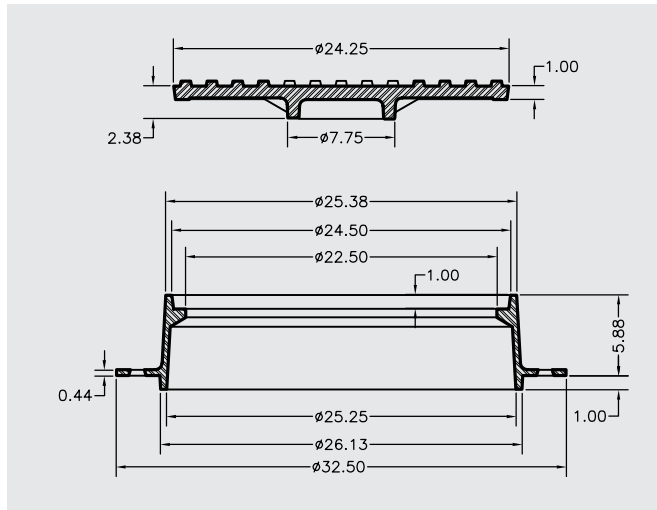
ITEM CODE	DETAILS
MHEXT27015	1.5"
MHEXT27020	2.0"
MHEXT27030	3.0"
MHEXT27040	4.0"

#2407 "SEWER" MH

MH-0064



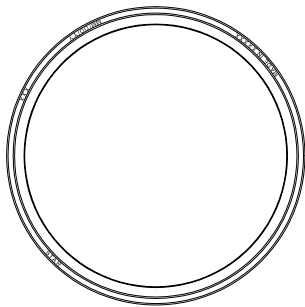
- Notes:**
- Material - Cast Iron
Per ASTM A48 Class 30B
 - Dimensions in Inches



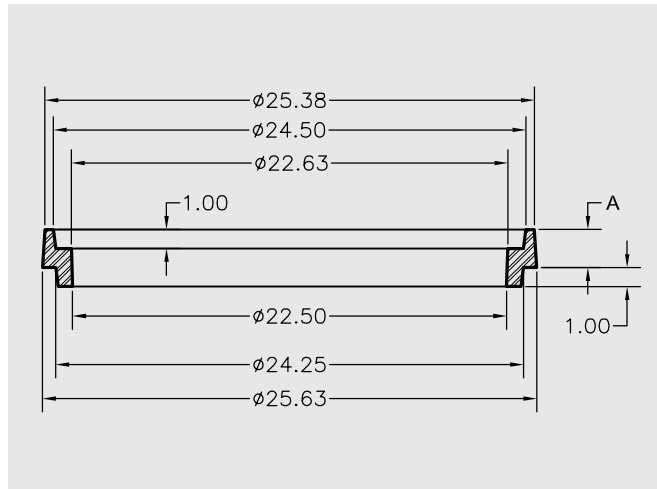
ITEM CODE	DETAILS
MH2407	COMPLETE

1.5" & 2" EXT-2407 MH

MH-0065



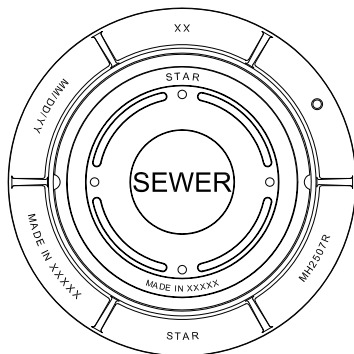
- Notes:**
- Material - Cast Iron
Per ASTM A48 Class 30B
 - Dimensions in Inches



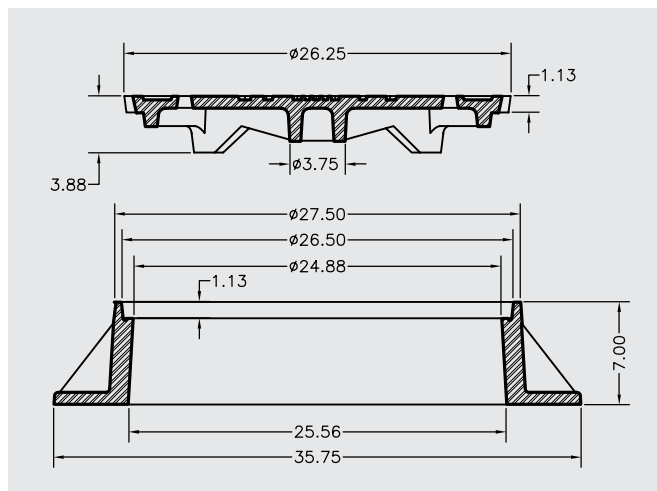
ITEM CODE	DETAILS
MHEXT240715	1.5"
MHEXT240720	2.0"

#2507 "SEWER" MH

MH-0066



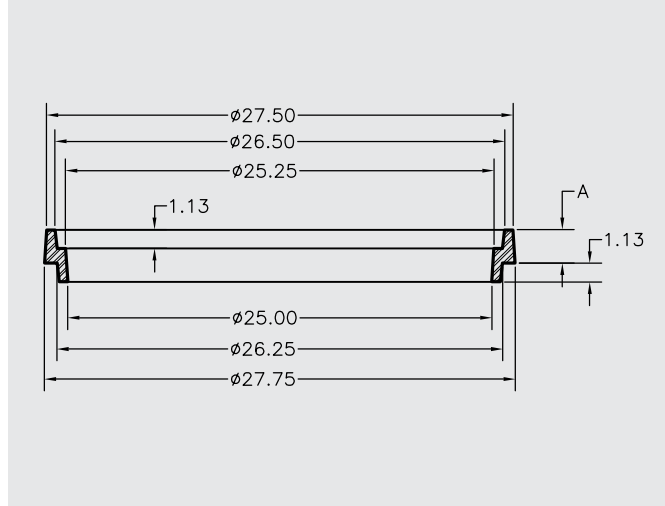
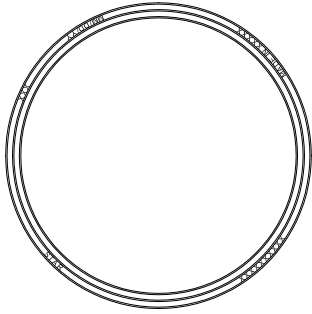
- Notes:**
- Material - Cast Iron
Per ASTM A48 Class 30B
 - Dimensions in Inches



ITEM CODE	DETAILS
MH2507	COMPLETE

1.5" & 2" EXT-2507 MH

MH-0067




ITEM CODE	DETAILS
MHEXT250715	1.5"
MHEXT250720	2.0"

Notes:

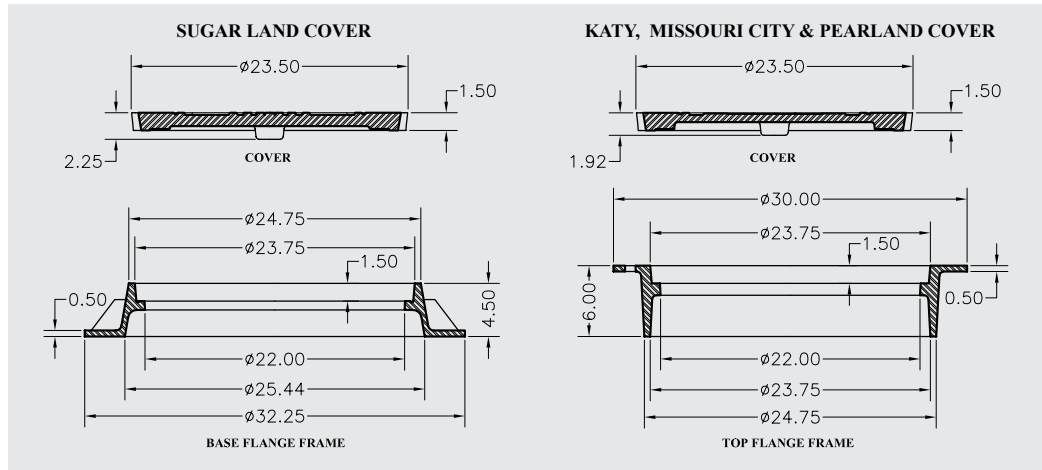
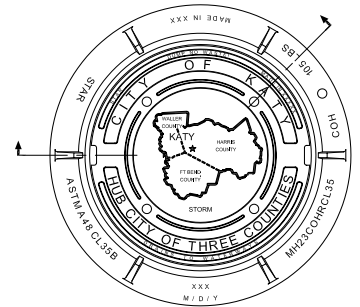
- Material - Cast Iron Per ASTM A48 Class 30B
- Dimensions in Inches

23 1/2" SUGAR LAND, MISSOURI CITY, PEARLAND, KATY MH

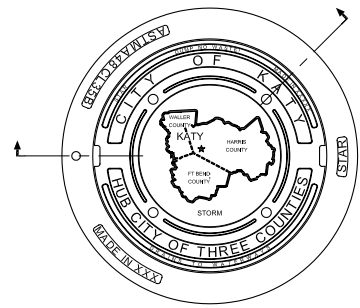

MH-0068



ITEM CODE	DETAILS
MH23COSLST35	SUGAR LAND
MH23COMST35	MISSOURI CITY
MH23COPST35	PEARLAND
MH23COKST35	KATY

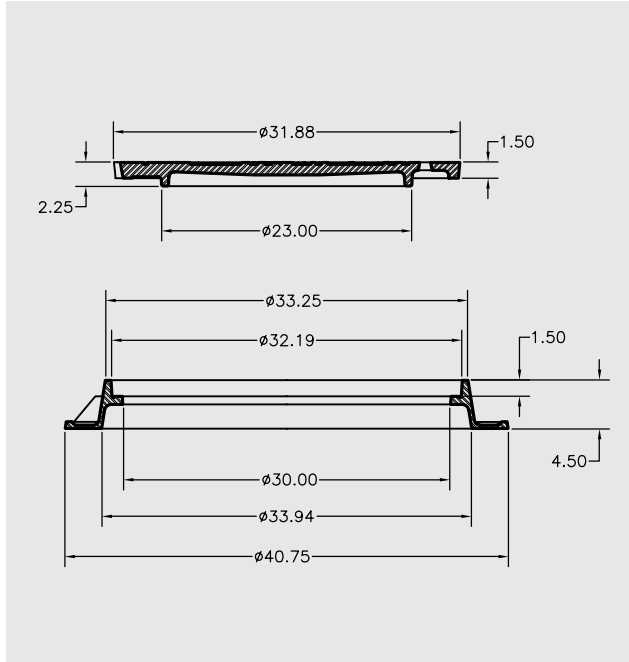
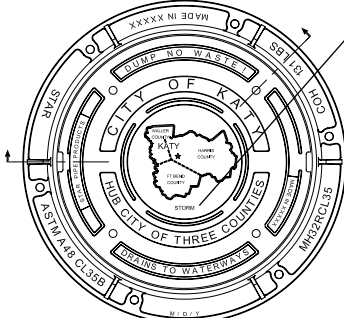
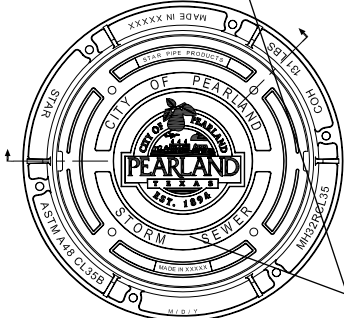



- Notes:**
- Material - Cast Iron per ASTM A48 Class 35B
 - Dimensions in Inches



32" SUGAR LAND, MISSOURI CITY, PEARLAND, KATY MH

MH-0069



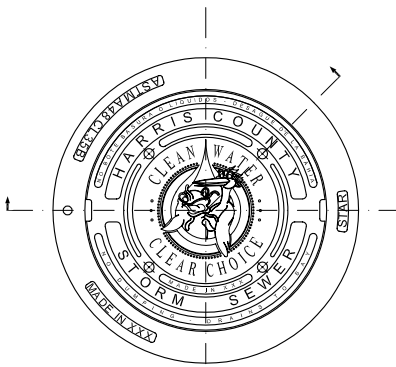
SEE DETAILS FOR OPTIONAL LETTERING

- Notes:**
- Material - Cast Iron Per ASTM A48 Class 35B
 - Dimensions in Inches

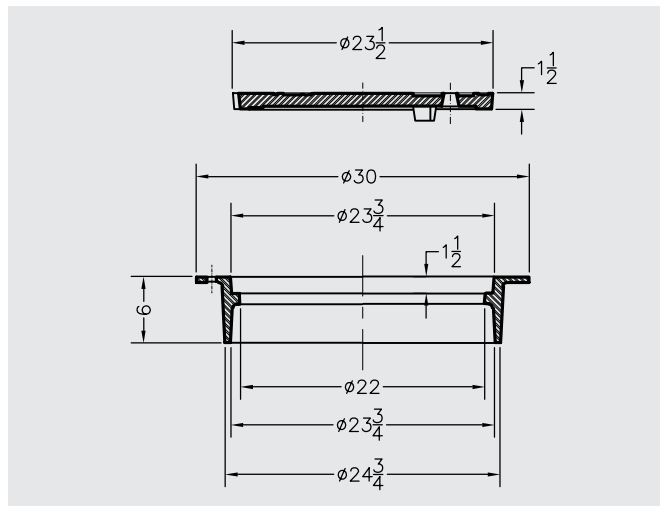
ITEM CODE	DETAILS
MH32COSLST35	SUGAR LAND "STORM SEWER"
MH32COSLSS35	SUGAR LAND "SANITARY SEWER"
MH32COMST35	MISSOURI CITY "STORM SEWER"
MH32COMSS35	MISSOURI CITY "SANITARY SEWER"
MH32COPST35	PEARLAND "STORM SEWER"
MH32COPSS35	PEARLAND "SANITARY SEWER"
MH32COKS35	KATY "SANITARY"
MH32COKST35	KATY "STORM"

23" HARRIS COUNTY STORM SEWER MH CL35

MH-0070




- Notes:**
- Material - Cast Iron Per ASTM A48 Class 35B
 - Dimensions in Inches



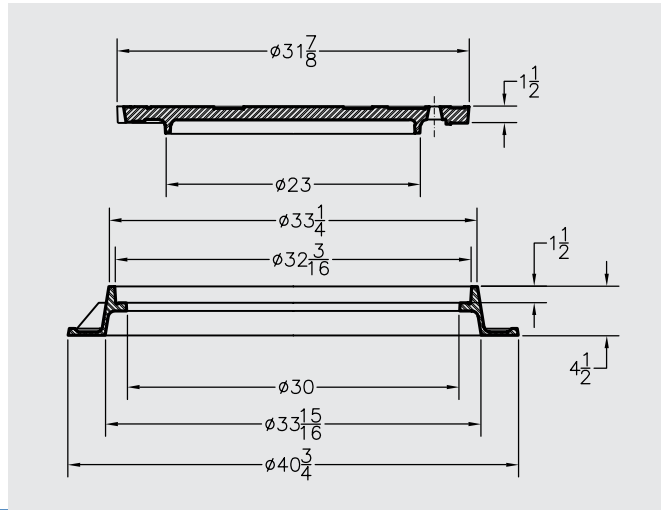
ITEM CODE	DETAILS
MH23HCSTCL35	COMPLETE

32" HARRIS COUNTY STORM SEWER MH CL 35

MH-0071



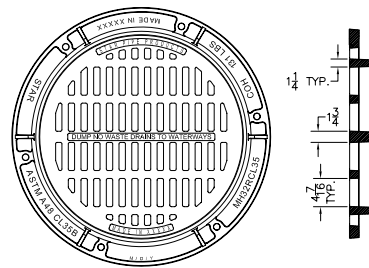
- Notes:**
- Material - Cast Iron
 - Per ASTM A48 Class 35B
 - Dimensions in Inches



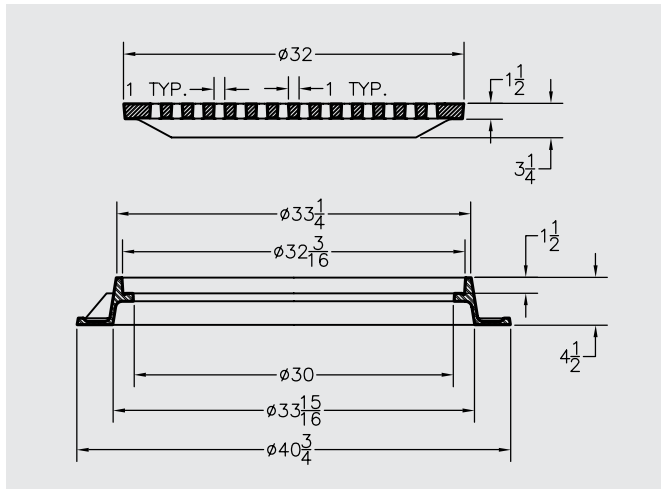
ITEM CODE	DETAILS
MH32HCSTCL35	COMPLETE

32" ROUND GRATE MH CL35

MH-0072



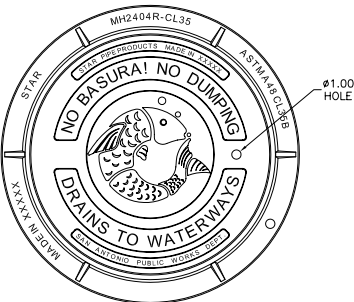
- Notes:**
- Material - Cast Iron
 - Per ASTM A48 Class 35B
 - Dimensions in Inches



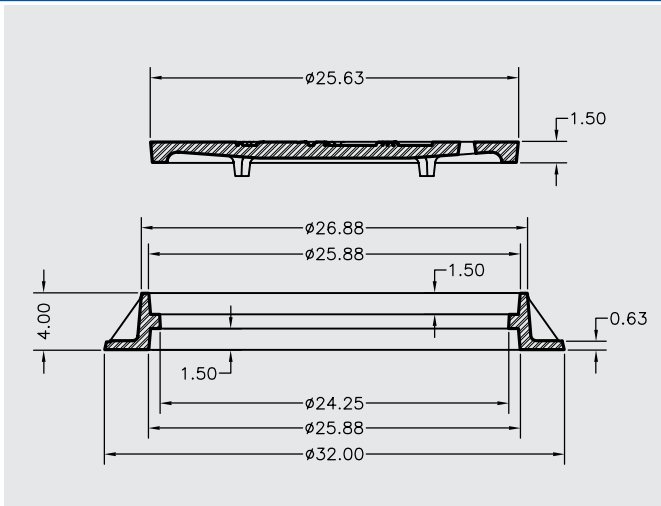
ITEM CODE	DETAILS
MH32GRCL35	COMPLETE

24" CL 35 STORM DRAIN MH

MH-0073




- Notes:**
- Material - Cast Iron
 - Per ASTM A48 Class 35B
 - Dimensions in Inches
 - Ring is reversible



ITEM CODE	DETAILS
MH2404-CL35	COMPLETE

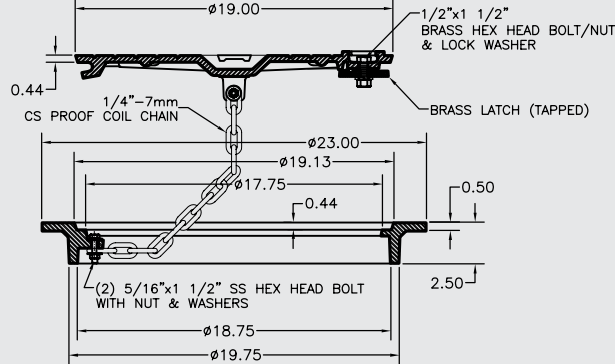
18" CITY OF AUSTIN M53 MH

MH-0074



Notes:


- Material - Cast Iron
- Per ASTM A48 Class 35B
- Dimensions in Inches



ITEM CODE	DETAILS
MHAUSM53	COMPLETE

26" X 4" CITY OF BOSTON MH

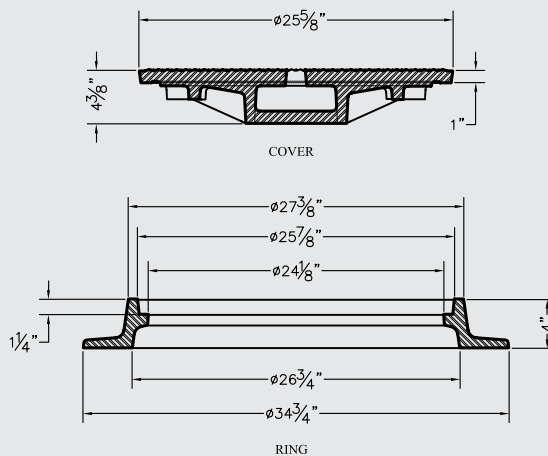
MH-0075



SEE DETAILS FOR OPTIONAL LETTERING

Notes:


- Material - Cast Iron
- Per ASTM A48 Class 35B
- Casting to be glass black asphaltic coated
- Dimensions in Inches



ITEM CODE	DETAILS
MH26BOSD4	DRAIN
MH26BOSS4	SEWER

26" X 8" CITY OF BOSTON MH

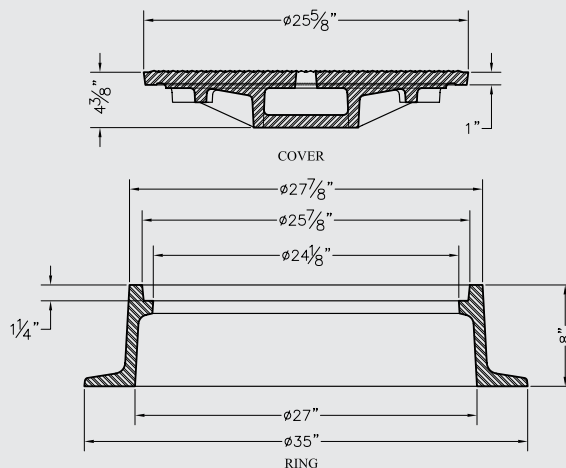
MH-0076



SEE DETAILS FOR OPTIONAL LETTERING

Notes:

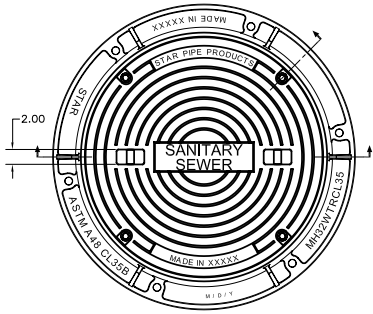
- Material - Cast Iron
- Per ASTM A48 Class 35B
- Casting to be glass black asphaltic coated
- Dimensions in Inches



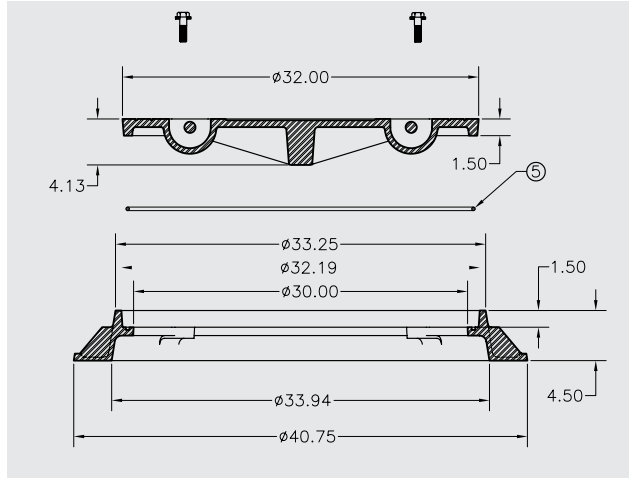
ITEM CODE	DETAILS
MH26BOSD8	DRAIN
MH26BOSS8	SEWER

32" CI "SANITARY SEWER" WT MH CL35

MH-0077



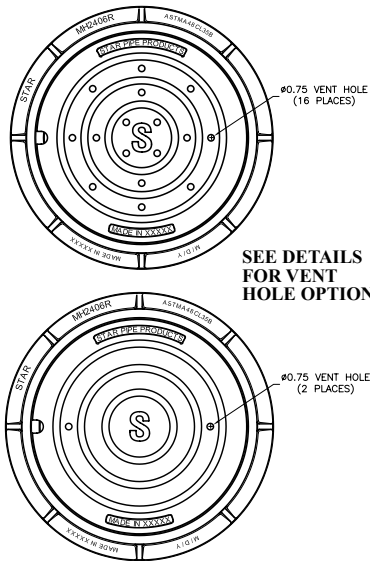
- Notes:**
 - Material - Cast Iron
 Per ASTM A48 Class 35B
 - Dimensions in Inches



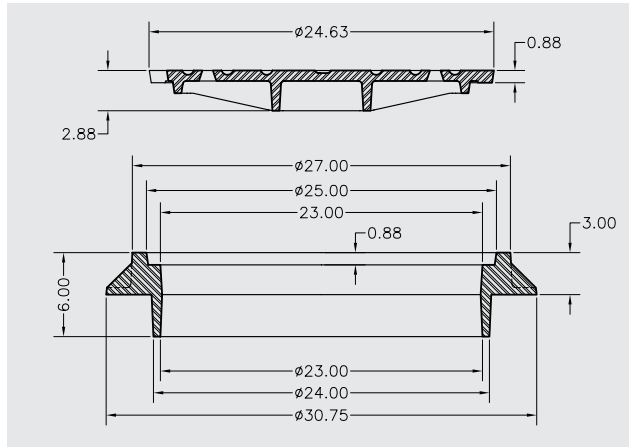
ITEM CODE	DETAILS
MH32SSWTCL35	COMPLETE

SUBURBAN MH "S" #2406

MH-0078



SEE DETAILS FOR VENT HOLE OPTIONS




- Notes:**
 - Material - Cast Iron
 Per ASTM A48 Class 35B
 - Dimensions in Inches

ITEM CODE	DETAILS
MH2406S	16 VENT HOLES
MH2406S-2V	2 VENT HOLES

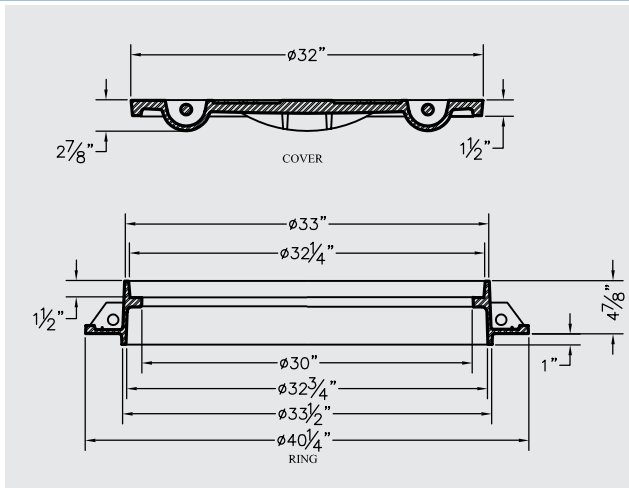
32" CITY OF PFLUGERVILLE CL35 MH

MH-0079



SEE DETAILS FOR OPTIONAL LETTERING

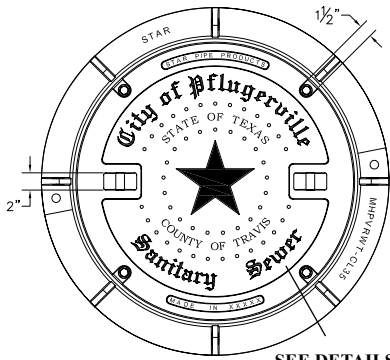
- Notes:**
 - Material - Cast Iron
 Per ASTM A48 Class 35B
 - Dimensions in Inches



ITEM CODE	DETAILS
MHPVSS-CL35	SANITARY SEWER
MHPVST-CL35	STORM DRAIN

32" CITY OF PFLUGERVILLE WT CL35 MH

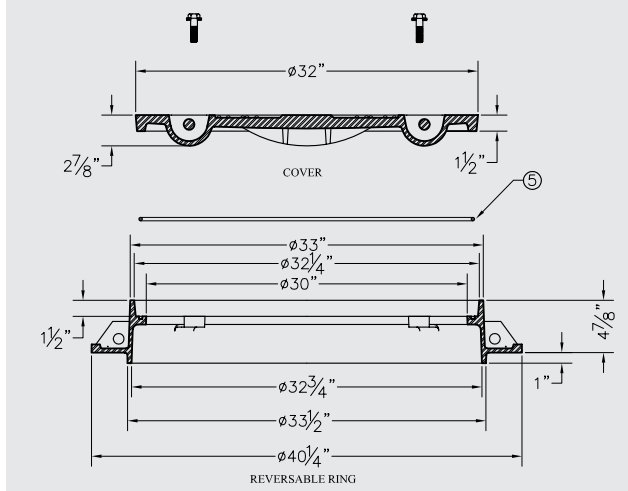
MH-0080



SEE DETAILS FOR OPTIONAL LETTERING

Notes:

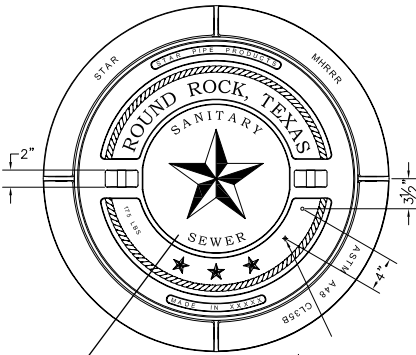
- Material - Cast Iron
- Per ASTM A48 Class 35B
- Dimensions in Inches



ITEM CODE	DETAILS
MHPVSSWT-CL35	SANITARY SEWER
MHPVSTWT-CL35	STORM DRAIN

32" ROUND ROCK MH

MH-0081

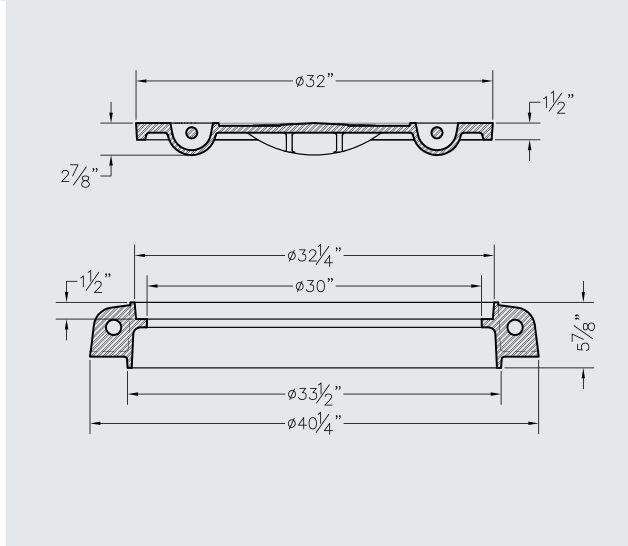


SEE DETAILS FOR OPTIONAL LETTERING

Ø3/8-16 UNC-2B
(2) THROUGH HOLES

Notes:

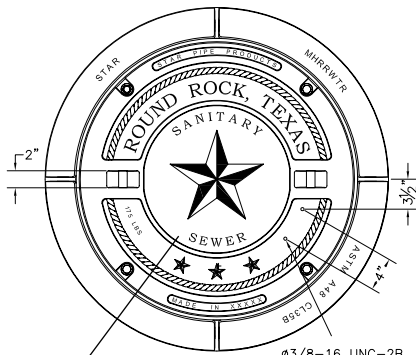
- Material - Cast Iron
- Per ASTM A48 Class 35B
- Dimensions in Inches



ITEM CODE	DETAILS
MHRRSS-DC	SANITARY SEWER
MHRRST-DC	STORM SEWER

32" ROUND ROCK WT MH

MH-0082

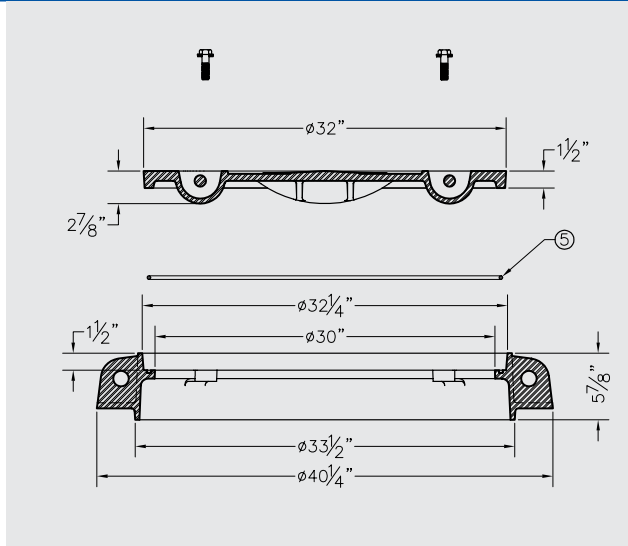


SEE DETAILS FOR OPTIONAL LETTERING

Ø3/8-16 UNC-2B
(2) THROUGH HOLES

Notes:

- Material - Cast Iron
- Per ASTM A48 Class 35B
- Dimensions in Inches



ITEM CODE	DETAILS
MHRRSSWT-DC	SANITARY SEWER
MHRRSTWT-DC	STORM SEWER

