

G-SERIES  
**SMALL FRAMES**



JOHN DEERE

312GR / 314G / 316GR / 317G / 318G



**MORE CHOICES,  
MORE ABILITY**

# SMALL MACHINES. BIG RESULTS

*DON'T LET THE SIZE FOOL YOU.*

Whether you're acquiring your first machine or adding to a fleet, there's a John Deere G-Series Skid Steer or CTL that's all-in for you.

## Entry-level models

Looking for a basic skid steer? The value-packed 312GR and 314G give you the choice of a radial- or vertical-lift boom. Equipped with manual controls and fuel-efficient diesels, they're easy to operate and own.

## More power and options

If it's a more powerful, better-equipped machine you're seeking, step up to the 316GR and 318G. These larger-performance models also offer more options including joystick controls, air conditioning, and ride control, to list just a few.

## Beast mode

Check the 317G CTL specs. Superior pushing power and breakout force deliver the tractive effort and leverage to dig in where other machines just spin.

## Lightweight transport

With weights from only 5,995 to 8,195 lb., these compacts are easy to trailer behind a pickup truck.

## Generous FT4 power

Smooth-running turbocharged 2.1-L EPA Final Tier 4 (FT4)/EU Stage IV diesels meet rigid emission standards and pack plenty of power and torque.

## When smaller is smarter

Size up a G-Series. Wheel options enable them to slim down and fit through narrow openings.

## Pick up the pace

Two-speed option in the 316GR and 318G provides faster transport speeds, to help boost productivity.

## Dig, pry, push

Ample axle torque and increased boom and bucket breakout forces help carve out clay, push through piles, and keep the bucket heaped.

## Tread lightly

Equipped with optional 15.8-in.-wide track, the 317G CTL's ground pressure is just 4.5 psi, letting you work in soft underfoot conditions. Helps increase side-slope stability, too. Ground pressure with standard 12.6-in.-wide track is only 5.5 psi.

## Space commander

With widths at less than 72 in. with optional 15.8-in. track and just over 65 in. with standard 12.6-in. track, little gets in the way of the 317G CTL. Its small stature makes it easy to trailer, too.



**NARROW MACHINE WIDTHS  
ENABLE EASY TRANSPORT  
BETWEEN JOBSITES**






## BOOM LIFT

# RADIAL OR VERTICAL

This reimagined loader rises high, picks up heavy loads, and delivers remarkable boom- and bucket-breakout forces. Plus, a low center of gravity and superior balance provide exceptional agility and stability on slopes. Choose between vertical or new optional radial lift to match your application.



### WHAT'S THE DIFFERENCE?

#### RADIAL LIFT

More reach at mid-range lift heights, good for digging, grading, and backfilling.

#### VERTICAL LIFT

More lift height and reach at the top of the lift path, for more stability.

#### Power lifter

Redesigned vertical-lift boom rises to 10 ft. 1 in. Combined with a 2,125-lb. rated operating capacity, the 317G CTL precisely places pallets and carries big loads.

#### Carry more, spill less

Boom design keeps the load close to the machine, for better stability. Low center of gravity, 30-deg. bucket rollback, optional hydraulic self-leveling, and optional ride control (316GR, 318G, and 317G CTL only) also help keep buckets full and forks loaded.

#### Boom-diggity

Radial-lift booms on the 312GR and 316GR provide powerful digging performance and generous lift height at a competitive price. For even more lifting ability, opt for the 314G, 318G, or 317G CTL. Their vertical-lift booms deliver outstanding lifting and truck-loading ability.



## 100+ MODELS OF WORKSITE PRO ATTACHMENTS



### Roadwork made easy

Perfect for concrete or asphalt flatwork, our angle brooms, vibratory rollers, cold planers, hydraulic hammers, and wide variety of buckets let you hit the road running.

### Landscape add-ons

Landscape and nursery options include rotary tillers, planetary augers, pallet forks, power rakes, landplanes, dozer blades, and roller levels, to list just a few.

### Busybody

With go-everywhere rubber track undercarriage, universal Quik-Tatch, and auxiliary hydraulics, the 317G CTL is fully equipped to tackle a seemingly endless variety of tasks.

### Farm hands

For handling hay, cleaning pens, rebedding stalls, or numerous other agricultural chores, add utility grapples, material/manure scrapers, pallet forks, bale spears, and buckets to get it done.

# WE SWEAT THE DETAILS

SO YOU DON'T HAVE TO.

## Simple serviceability

Swing-out rear door enables easy, ground-level access to daily service checkpoints and cooling system components. If major component access is necessary, the ROPS can be tilted in less than five minutes.

## Minimal maintenance

Redesigned Quik-Tatch system is optimized for effortless reach to grease zerks, minimizing maintenance time and expense.

## Lightweight transport

With weights ranging from just 5,995 to 8,195 lb., G-Series machines are incredibly easy to trailer behind most standard pickup trucks.

## Full-tilt service

Swing open the rear door and tilt up the hood for convenient ground-level access to dipsticks, fuel- and fluid-filler necks, and filters. For easy drivetrain access, the operator's station also swings up and out of the way in less than five minutes.



---

### Easier cooler cleanout

Hinged rear door and hydraulic cooler swing open, making trash removal and core cleanout easier.

### Simplified checks

Color-coded handles and caps on conveniently positioned dipsticks and filler necks simplify checks and additions. See-through reservoirs and sight gauges let you see fuel, hydraulic oil, and windshield washer fluid levels at a glance.

### Easy cleanup

If you're a neat freak or run a rental yard, you'll appreciate the convenient floor access that helps speed cleanout.

### Quick changes

Spin-on remote-mounted engine oil and fuel filters allow quick no-mess changes. Extended service intervals reduce downtime for scheduled maintenance, too.

### Handy boom tie-down

New integrated boom tie-down location enables easy access without having to crawl under the machine.





# 312GR / 316GR SPECIFICATIONS

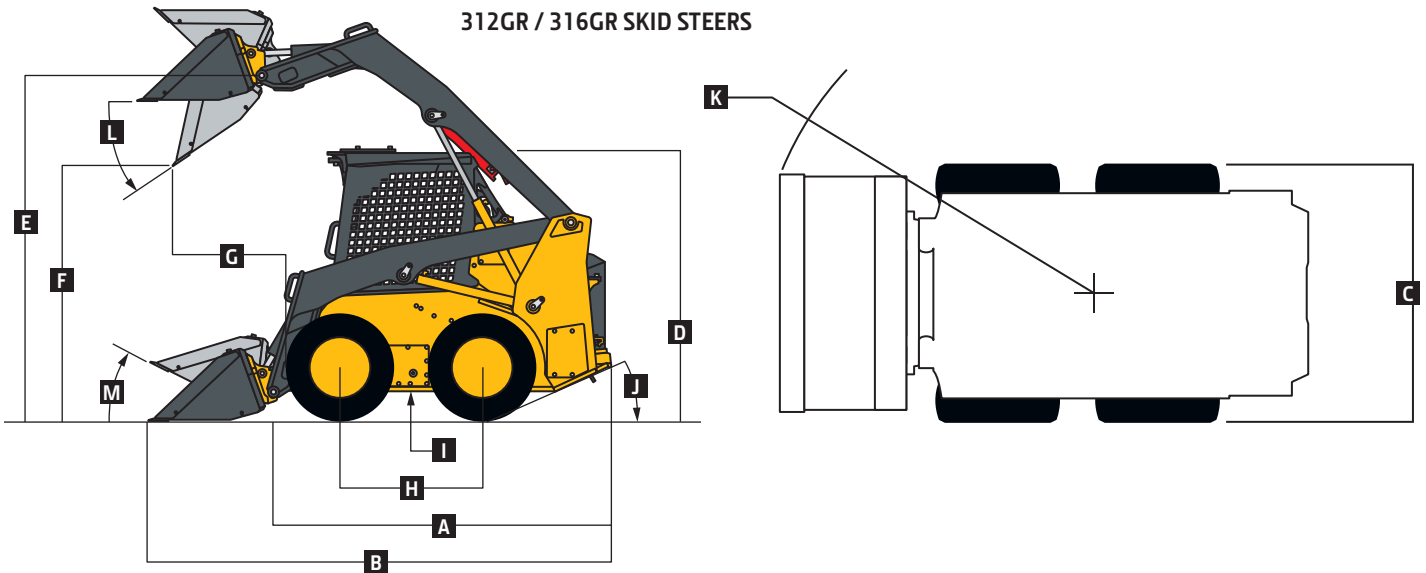
Engine	312GR	316GR
Manufacturer and Model	Yanmar 4TNV86CT	Yanmar 4TNV86CT
Non-Road Emission Standard	EPA Final Tier 4/EU Stage IV	EPA Final Tier 4/EU Stage IV
Cylinders	4	4
Net Power (SAE J1349 / ISO 9249)	35.8 kW (48 hp) at 2,600 rpm	45.6 kW (61 hp) at 2,600 rpm
Gross Rated Power (ISO 14396)	37.8 kW (51 hp) at 2,600 rpm	48.5 kW (65 hp) at 2,600 rpm
Peak Torque	168 Nm (124 ft.-lb.) at 1,690 rpm	207 Nm (153 ft.-lb.) at 1,690 rpm
Displacement	2.1 L (128 cu. in.)	2.1 L (128 cu. in.)
Rated Engine Speed	2,600 rpm	2,600 rpm
Torque Rise	21% at 1,690 rpm	21% at 1,690 rpm
Aspiration	Turbocharged	Turbocharged
Air Cleaner	Dry dual element	Dry dual element
Cooling	312GR / 316GR	
Fan Type	Direct belt drive	
Powertrain	312GR	316GR
Type	Hydrostatic-manual or electrohydraulic (EH); 4 – 80 heavy-duty (HD) continuous-loop chain	
Speeds		
Single	10.8 km/h (6.7 mph)	11.1 km/h (6.9 mph)
2 Speed, High	—	16.3 km/h (10.1 mph)
<b>Axles</b>	Induction-hardened, one-piece forged axle shafts with maintenance-free oil-bath lubrication of inner and outer axle bearings	
Maximum Axle Torque	4664 Nm (3,440 lb.-ft.)	6459 Nm (4,764 lb.-ft.)
Tractive Effort	2565 kgf (5,655 lbf)	3552 kgf (7,831 lbf)
<b>Final Drive</b>	High-strength, adjustment-free chains	
<b>Brakes</b>	Integral, automatic, spring-applied, hydraulically released, wet-disc park brake	
Hydraulics		
Pump Flow, Standard	63 L/m (17 gpm)	63 L/m (17 gpm)
System Pressure at Couplers	22 408 kPa (3,250 psi)	23 787 kPa (3,450 psi)
Hydraulic Horsepower Flow (calculated), Standard	23 kW (31 hp)	25 kW (33 hp)
Auxiliary Hydraulics	With flat-faced couplers	Optional connect-under-pressure with flat-faced couplers
Cylinders	312GR / 316GR	
Type	John Deere heat-treated, chrome-plated polished cylinder rods, hardened steel (replaceable bushings) pivot pins	
Electrical	312GR	316GR
Voltage	12 volt	12 volt
Battery Capacity	750 CCA standard / 925 CCA optional	750 CCA standard / 925 CCA optional
Alternator Rating	70 amp	70 amp
Lights		
Standard	Halogen: 2 front and 1 rear	Halogen: 2 front and 1 rear
Deluxe	—	LED: 2 front, 2 side, and 1 rear
Operator's Station	312GR / 316GR	
ROPS (ISO 3471) / FOPS (ISO 3449) structure with quick pivot standard		
Tires/Wheels		
Standard Tire Size	10 x 16.5	
Serviceability		
Refill Capacity		
Fuel Tank	71 L (19 gal.)	
Operating Weights	312GR	316GR
Base Machine	2722 kg (5,995 lb.)	2894 kg (6,375 lb.)

# 312G R / 316G R SPECIFICATIONS



Machine Dimensions	312GR	316GR
A Length without Bucket	2.63 m (103.0 in.) (8 ft. 7 in.)	2.63 m (103.0 in.) (8 ft. 7 in.)
B Length with Foundry Bucket	3.24 m (127.6 in.) (10 ft. 8 in.)	3.24 m (127.6 in.) (10 ft. 8 in.)
C Width without Bucket	1.60 m (62.9 in.) (5 ft. 3 in.)	1.60 m (62.9 in.) (5 ft. 3 in.)
D Height to Top of ROPS	1.96 m (77.2 in.) (6 ft. 5 in.)	1.96 m (77.2 in.) (6 ft. 5 in.)
E Height to Hinge Pin	2.92 m (115.1 in.) (9 ft. 7 in.)	2.92 m (115.1 in.) (9 ft. 7 in.)
F Dump Height with Foundry Bucket	2.25 m (88.6 in.) (7 ft. 5 in.)	2.25 m (88.6 in.) (7 ft. 5 in.)
G Dump Reach		
With Foundry Bucket	0.40 m (15.8 in.)	0.40 m (15.8 in.)
With Construction Bucket	0.58 m (22.8 in.)	0.58 m (22.8 in.)
H Wheelbase	1.05 m (41.5 in.) (3 ft. 5 in.)	1.05 m (41.5 in.) (3 ft. 5 in.)
I Ground Clearance	0.18 m (7.0 in.)	0.18 m (7.0 in.)
J Angle of Departure	22.3 deg.	22.3 deg.
K Front Turn Radius with Foundry Bucket	2.01 m (79.0 in.) (6 ft. 7 in.)	2.01 m (79.0 in.) (6 ft. 7 in.)
L Dump Angle (full lift height)	45 deg.	45 deg.
M Bucket Rollback (ground level)	30 deg.	30 deg.

## 312GR / 316GR SKID STEERS



Loader Performance	312GR	316GR
Tipping Load	1407 kg (3,100 lb.)	1589 kg (3,500 lb.)
SAE Rated Operating Capacity	704 kg (1,550 lb.)	795 kg (1,750 lb.)
With Counterweight	772 kg (1,700 lb.)	863 kg (1,900 lb.)
Boom Breakout Force		
With Foundry Bucket	2043 kg (4,500 lb.)	2157 kg (4,750 lb.)
With Construction Bucket	1816 kg (4,000 lb.)	2043 kg (4,500 lb.)
Bucket Breakout Force		
With Foundry Bucket	2270 kg (5,000 lb.)	2384 kg (5,250 lb.)
With Construction Bucket	1680 kg (3,700 lb.)	1816 kg (4,000 lb.)





# 314G / 318G

## SPECIFICATIONS

Engine	314G	318G
Manufacturer and Model	Yanmar 4TNV86CT	Yanmar 4TNV86CT
Non-Road Emission Standard	EPA Final Tier 4/EU Stage IV	EPA Final Tier 4/EU Stage IV
Cylinders	4	4
Net Power (SAE J1349 / ISO 9249)	35.8 kW (48 hp) at 2,600 rpm	45.6 kW (61 hp) at 2,600 rpm
Gross Rated Power (ISO 14396)	37.8 kW (51 hp) at 2,600 rpm	48.5 kW (65 hp) at 2,600 rpm
Peak Torque	168 Nm (124 ft.-lb.) at 1,690 rpm	207 Nm (153 ft.-lb.) at 1,690 rpm
Displacement	2.1 L (128 cu. in.)	2.1 L (128 cu. in.)
Rated Engine Speed	2,600 rpm	2,600 rpm
Torque Rise	21% at 1,690 rpm	16% at 1,690 rpm
Aspiration	Turbocharged	Turbocharged
Air Cleaner	Dry dual element	Dry dual element
<b>Cooling</b>	<b>314G / 318G</b>	
Fan Type	Direct belt drive	
<b>Powertrain</b>	<b>314G</b>	<b>318G</b>
Type	Hydrostatic-manual; 4 – 80 heavy-duty (HD) continuous-loop chain	Hydrostatic-manual or electrohydraulic (EH); 4 – 80 heavy-duty (HD) continuous-loop chain
Speeds		
Single	10.8 km/h (6.7 mph)	11.1 km/h (6.9 mph)
2 Speed, High	—	16.3 km/h (10.1 mph)
<b>Axles</b>	Induction-hardened, one-piece forged axle shafts with maintenance-free oil-bath lubrication of inner and outer axle bearings	
Maximum Axle Torque	4664 Nm (3,440 lb.-ft.)	6459 Nm (4,764 lb.-ft.)
Tractive Effort	3318 kgf (5,655 lbf)	3552 kgf (7,831 lbf)
<b>Final Drive</b>	High-strength, adjustment-free chains	High-strength, adjustment-free chains
<b>Brakes</b>	Integral, automatic, spring-applied, hydraulically released, wet-disc park brake	
<b>Hydraulics</b>		
Pump Flow, Standard	63 L/m (17 gpm)	63 L/m (17 gpm)
System Pressure at Couplers	22 408 kPa (3,250 psi)	23 787 kPa (3,450 psi)
Hydraulic Horsepower Flow (calculated), Standard	23 kW (31 hp)	25 kW (33 hp)
Auxiliary Hydraulics	With flat-faced couplers	Optional connect-under-pressure with flat-faced couplers
<b>Cylinders</b>	<b>314G / 318G</b>	
Type	John Deere heat-treated, chrome-plated polished cylinder rods, hardened steel (replaceable bushings) pivot pins	
<b>Electrical</b>	<b>314G</b>	<b>318G</b>
Voltage	12 volt	12 volt
Battery Capacity	750 CCA standard / 925 CCA optional	750 CCA standard / 925 CCA optional
Alternator Rating	70 amp	70 amp
<b>Lights</b>		
Standard	Halogen: 2 front and 1 rear	Halogen: 2 front and 1 rear
Deluxe	—	LED: 2 front, 2 side, and 1 rear
<b>Operator's Station</b>	<b>314G / 318G</b>	
	ROPS (ISO 3471) / FOPS (ISO 3449) structure with quick pivot standard	
<b>Tires/Wheels</b>		
Standard Tire Size	10 x 16.5	
<b>Serviceability</b>		
<b>Refill Capacity</b>		
Fuel Tank	71 L (19 gal.)	
<b>Operating Weight</b>	<b>314G</b>	<b>318G</b>
Base Machine	2867 kg (6,315 lb.)	2940 kg (6,475 lb.)

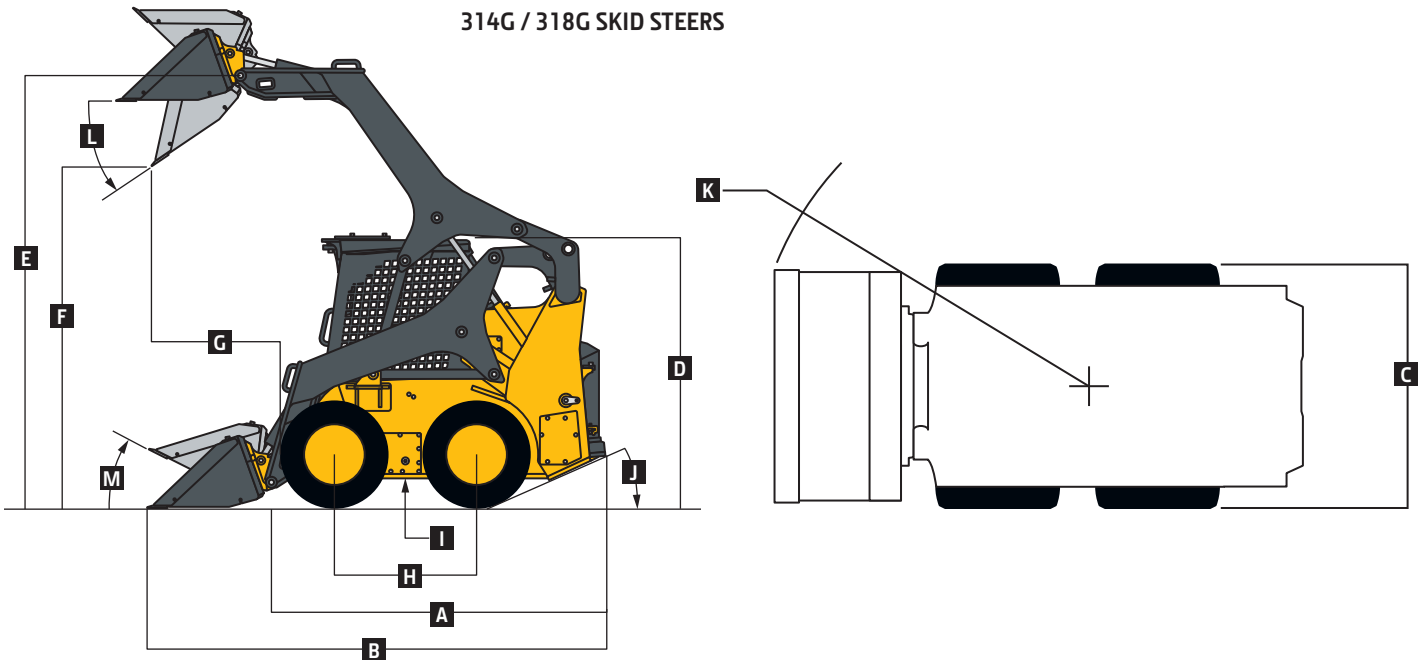
# 314G / 318G

## SPECIFICATIONS



Machine Dimensions	314G	318G
A Length without Bucket	2.63 m (103.0 in.) (8 ft. 7 in.)	2.63 m (103.0 in.) (8 ft. 7 in.)
B Length with Foundry Bucket	3.24 m (127.6 in.) (10 ft. 8 in.)	3.24 m (127.6 in.) (10 ft. 8 in.)
C Width without Bucket	1.60 m (62.9 in.) (5 ft. 3 in.)	1.60 m (62.9 in.) (5 ft. 3 in.)
D Height to Top of ROPS	1.96 m (77.2 in.) (6 ft. 5 in.)	1.96 m (77.2 in.) (6 ft. 5 in.)
E Height to Hinge Pin	3.05 m (120.0 in.) (10 ft. 0 in.)	3.05 m (120.0 in.) (10 ft. 0 in.)
F Dump Height with Foundry Bucket	2.40 m (94.3 in.) (7 ft. 10 in.)	2.40 m (94.3 in.) (7 ft. 10 in.)
G Dump Reach		
With Foundry Bucket	0.86 m (34.0 in.)	0.86 m (34.0 in.)
With Construction Bucket	1.05 m (41.3 in.) (3 ft. 5 in.)	1.05 m (41.3 in.) (3 ft. 5 in.)
H Wheelbase	1.05 m (41.5 in.) (3 ft. 5 in.)	1.05 m (41.5 in.) (3 ft. 5 in.)
I Ground Clearance	0.18 m (7.0 in.)	0.18 m (7.0 in.)
J Angle of Departure	22.3 deg.	22.3 deg.
K Front Turn Radius with Foundry Bucket	2.01 m (79.0 in.) (6 ft. 7 in.)	2.01 m (79.0 in.) (6 ft. 7 in.)
L Dump Angle (full lift height)	42 deg.	42 deg.
M Bucket Rollback (ground level)	30 deg.	30 deg.

### 314G / 318G SKID STEERS



Loader Performance	314G	318G
Tipping Load	1598 kg (3,520 lb.)	1766 kg (3,890 lb.)
SAE Rated Operating Capacity	799 kg (1,760 lb.)	883 kg (1,945 lb.)
With Counterweight	863 kg (1,900 lb.)	951 kg (2,095 lb.)
Boom Breakout Force		
With Foundry Bucket	2043 kg (4,500 lb.)	2384 kg (5,250 lb.)
With Construction Bucket	1816 kg (4,000 lb.)	2270 kg (5,000 lb.)
Bucket Breakout Force		
With Foundry Bucket	2270 kg (5,000 lb.)	2724 kg (6,000 lb.)
With Construction Bucket	1589 kg (3,500 lb.)	1930 kg (4,250 lb.)



# 317G SPECIFICATIONS

<b>Engine</b>	<b>317G</b>
Manufacturer and Model	Yanmar 4TNV86CHT
Non-Road Emission Standard	EPA Final Tier 4/EU Stage IV
Cylinders	4
Net Power (SAE J1349 / ISO 9249)	45.6 kW (61 hp) at 2,600 rpm
Gross Rated Power (ISO 14396)	48.5 kW (65 hp) at 2,600 rpm
Peak Torque	207 Nm (153 ft.-lb.) at 1,690 rpm
Displacement	2.1 L (128 cu. in.)
Rated Engine Speed	2,600 rpm
Torque Rise	16% at 1,690 rpm
Aspiration	Turbocharged
Air Cleaner	Dry dual element
<b>Cooling</b>	
Fan Type	Direct belt drive
<b>Powertrain</b>	
Pump	Axial-piston hydrostatic
Motors	Axial-piston hydrostatic
Single Speed	11.3 km/h (7.0 mph)
Gearbox	High-drive double planetary reduction
<b>Brakes</b>	Integral, automatic, spring-applied, hydraulically released, wet-disc park brake
<b>Undercarriage</b>	
<b>Rubber Tracks</b>	Smooth-ride long-life rubber with steel inserts
Ground Pressure	
With Standard 320-mm (12.6 in.) Track	38 kPa (5.5 psi)
With Optional 400-mm (15.8 in.) Track	31 kPa (4.5 psi)
Track Rollers (per side)	4 triple-flange smooth-ride all-steel rollers
Track Idlers (per side)	1 double-flange and 1 single-flange smooth-ride all-steel rollers
Bearings/Seals (rollers/idlers)	Heavy-duty journal bearings and metal face seals
Tractive Effort	3632 kgf (8,000 lbf)
<b>Hydraulics</b>	
Type	3-spool open-center valve
Pump Flow, Standard	63 L/m (17 gpm)
System Pressure at Couplers	23 787 kPa (3,450 psi)
Hydraulic Horsepower (calculated)	25 kW (33 hp)
Auxiliary Hydraulics	Optional connect-under-pressure with flat-faced couplers
<b>Cylinders</b>	
Stroke	351 mm (13.8 in.)
<b>Electrical</b>	
Number of Batteries	1
Reserve Capacity	150 min. standard / 180 min. optional
Alternator Rating	70 amp
<b>Lights</b>	
Standard	Halogen: 2 front and 1 rear
Deluxe (optional)	LED: 2 front, 2 side, and 1 rear
<b>Operator's Station</b>	
ROPS (ISO 3471) / FOPS (ISO 3449) structure with quick pivot standard	

# 317G

## SPECIFICATIONS



### Serviceability 317G

#### Refill Capacities

Fuel Tank	71 L (19 gal.)
Cooling System	12 L (12.7 qt.)

#### Operating Weights

With Standard 320-mm (12.6 in.) Track	3721 kg (8,195 lb.)
With Optional 400-mm (15.8 in.) Track	3789 kg (8,345 lb.)

#### Machine Dimensions

<b>A</b> Length without Bucket	2.63 m (103.0 in.) (8 ft. 7 in.)
<b>B</b> Length	
With Foundry Bucket	3.24 m (127.6 in.) (10 ft. 8 in.)
With Construction Bucket	3.49 m (137.4 in.) (11 ft. 5 in.)
<b>C</b> Width without Bucket	
With Standard 320-mm (12.6 in.) Track	1.65 m (65.1 in.) (5 ft. 5 in.)
With Optional 400-mm (15.8 in.) Track	1.82 m (71.5 in.) (5 ft. 11 in.)
<b>D</b> Height to Top of ROPS	1.99 m (78.5 in.) (6 ft. 6 in.)
<b>E</b> Height to Hinge Pin	3.07 m (121.0 in.) (10 ft. 1 in.)
<b>F</b> Dump Height	
With Foundry Bucket	2.43 m (95.6 in.) (8 ft. 0 in.)
With Construction Bucket	2.26 m (89.0 in.) (7 ft. 5 in.)
<b>G</b> Dump Reach	
With Foundry Bucket	0.79 m (31.0 in.)
With Construction Bucket with Edge	0.98 m (38.6 in.) (3 ft. 3 in.)
<b>H</b> Ground Clearance	0.21 m (8.3 in.)
<b>I</b> Angle of Departure	32.3 deg.
<b>J</b> Front Turn Radius with Foundry Bucket	1.97 m (77.7 in.) (6 ft. 6 in.)
<b>K</b> Dump Angle (full lift height)	42 deg.
<b>L</b> Bucket Rollback (ground level)	30 deg.

#### Loader Performance

Tipping Load	2756 kg (6,070 lb.)
SAE Rated Operating Capacity	
At 35% Tipping Load	965 kg (2,125 lb.)
At 50% Tipping Load	1378 kg (3,035 lb.)
With Counterweight	1022 kg (2,250 lb.)
Boom Breakout Force	
With Foundry Bucket	2384 kg (5,250 lb.)
With Construction Bucket	2270 kg (5,000 lb.)
Bucket Breakout Force	
With Foundry Bucket	2724 kg (6,000 lb.)
With Construction Bucket	1930 kg (4,250 lb.)

317G COMPACT TRACK LOADER

