

F&W®

FLINT & WALLING, INC.

**Sump Pumps,
Effluent Pumps,
Sewage Pumps &
Utility Pumps**

FW0109
0506
Supersedes
1203

SSPMA
MEMBER

SUMP
AND SEWAGE
PUMP MFRS. ASSN.



Submersible Utility Pump



UTFAL 1/6 HP

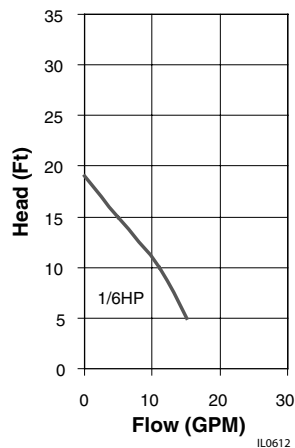
- 115V thermal overload protected PSC motor, 1.5 amps
- Environmentally friendly, oil-free motor runs cooler and lasts longer
- Thermoplastic body resists corrosion, stress and heat
- Vent hole prevents air lock
- 1" male discharge with garden hose adapter for easy hookup
- Pumps floor dry to 1/8"; fits into 7" opening
- 9' double-sealed cord standard on UTFAL. **For 20' Cord, order**

UTFAL20

- Temperature rating: 120°F (49°C)
- 1-year limited warranty



Model UTFAL



Model	HP	Discharge Pipe Size	Gallons Per Min. Lift Capacity		
			5 ft.	10 ft.	15 ft.
UTFAL/UTFAL20	1/6	1"	15	11	6

1/4 HP Submersible Utility Pump



2STFAL 1/4 HP

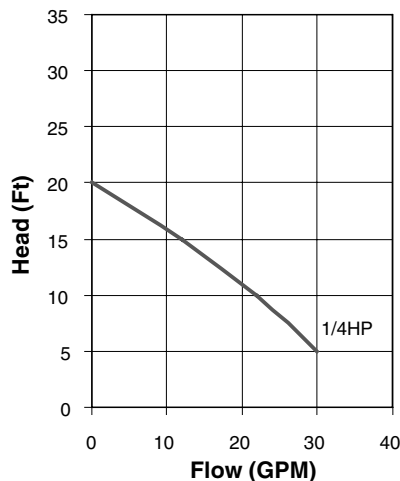
- 115V thermal overload protected PSC motor, 2.5 amps
- Environmentally friendly, oil-free motor runs cooler and lasts longer
- Thermoplastic body resists corrosion, stress and heat
- Vent hole prevents air lock
- 1" male discharge with garden hose adapter for easy hookup
- Pumps floor dry to 1/8"; fits into 7" opening
- 9' double-sealed cord standard on 2STFAL. **For 20' Cord, order**

2STFAL20

- Temperature rating: 120°F (49°C)
- 1-year limited warranty



Model 2STFAL



Model	HP	Discharge Pipe Size	Gallons Per Min. Lift Capacity		
			5 ft.	10 ft.	15 ft.
2STFAL/2STFAL20	1/4	1-1/4"	30	22	12

Utility Pumps



1/2 HP Hi-Volume Farm/Contractor Pump

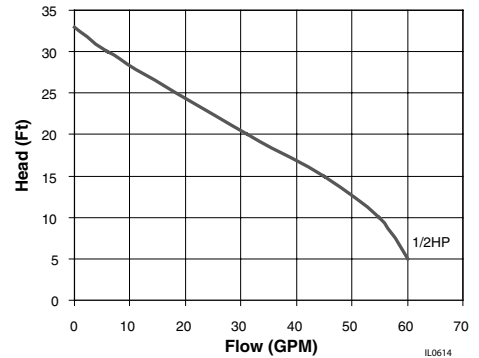


- Moves water fast
- Ideal for rental, farm and contractor applications
- Environmentally friendly motor runs cooler and lasts longer
- 115V thermal overload protected PSC motor, 6.0 amps
- Thermoplastic body resists corrosion, stress and heat.
- Pumps floor dry to 1", fits in 9" opening
- Vent hole prevents air lock.
- 2" NPT discharge with barb hose adapter - Pumps to 1"
- 9' double-sealed cord
- Temperature rating: 120°F (49°C)
- 1-year limited warranty




Model 5STF

5STF



Model	HP	Discharge Pipe Size	Gallons Per Minute Lift Capacity				
			5 ft.	10 ft.	15 ft.	20 ft.	30 ft.
5STF	1/2	2"	60	55	45	30	6

PumpMate® Portable Electric Utility Pump



- Overload protected motor for long life
- Boosts line pressure by as much as 40 PSI for power washing
- Pump water from flooded basements, empty boats, drain stock tanks or water lawns and gardens
- 1/2 HP, 115V
- Cast iron pump housing for long life.
- Includes garden hose adapters, PuddleVac and extra set of brushes
- Use for lawn sprinkling, power washing and water transfer
- Temperature rating: 120°F (49°C)
- 1-year limited warranty

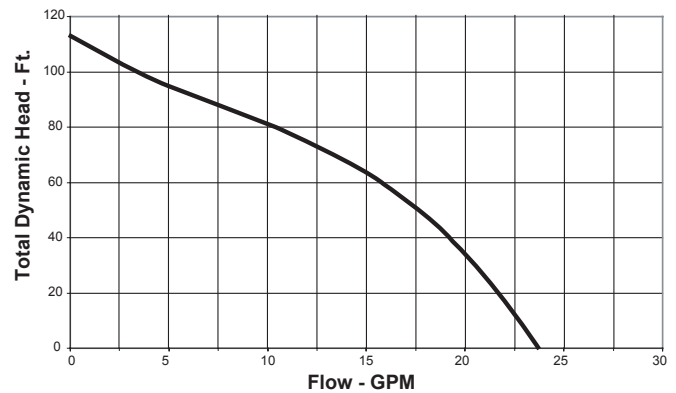
CF511



Model CF511

Model	HP	Discharge Height Above Pumping Level	Gallons Per Minute		
			5 ft.	10 ft.	15 ft.
CF511	1/2	Gallons Per Minute	24	23	22

Maximum Case Pressure 100 PSI
 Maximum Temperature Rating for Dewatering 120°F (49°C)



Sump Pumps



1/4 HP Submersible Sump Pump

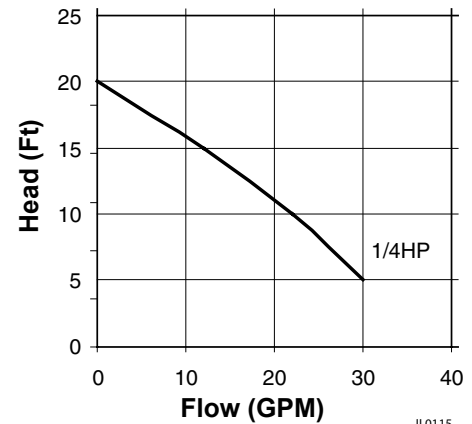


- 1/4 HP, 115V PSC motor, 2.2 amps
- Environmentally friendly, oil-free motor runs cooler and lasts longer
- Thermoplastic body resists corrosion, stress and heat
- Built-in thermal overload protection
- Vent relief port prevents air lock
- 1-1/4" NPT discharge
- 9' double-sealed cord
- 1-year limited warranty

2SPFAL
1/4 HP



Model 2SPFAL



Model	HP	Discharge Pipe Size	Gallons Per Minute Lift Capacity		
			5 ft.	10 ft.	15 ft.
2SPFAL	1/4	1-1/4"	30	22	12

Submersible Automatic Sump Pumps



3SDPL .3 HP
5SDPL .5 HP

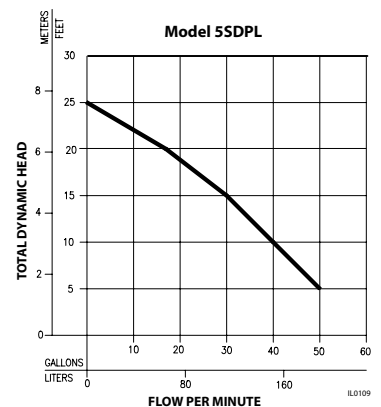
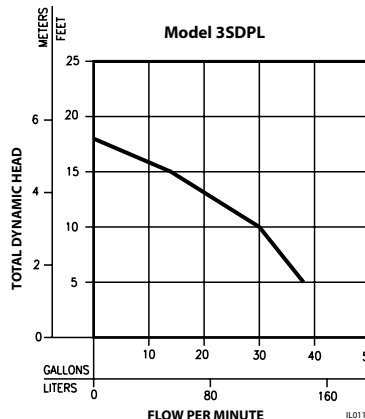
- Environmentally friendly, oil-free, high efficiency motor runs cooler and lasts longer
- Non-clogging vortex impeller effectively removes lint and debris
- Thermoplastic and stainless steel construction
- Easily adjustable factory tested tethered piggy-back switch fits into 12" diameter pit
- Pump can be operated automatically or manually
- Thermal overload protection keeps motor from overheating
- Waterproof double-sealed cord with grounded plug for easy replacement of pedestal pump in a wet environment.
- 1-1/2" NPT discharge - passes 3/8" solids.
- 100% water tested before shipment for reliable operation
- 1-year limited warranty.



Requires rigid discharge pipe for proper switch installation.



Model	HP	Discharge Pipe Size	Gallons Per Minute Lift Capacity		
			5 ft.	10 ft.	15 ft.
3SDPL	.3	1-1/2" *	38	30	14
5SDPL	.5	1-1/2" *	50	40	30

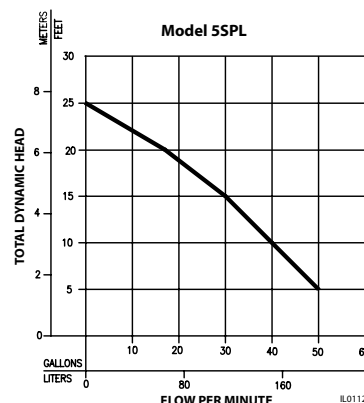
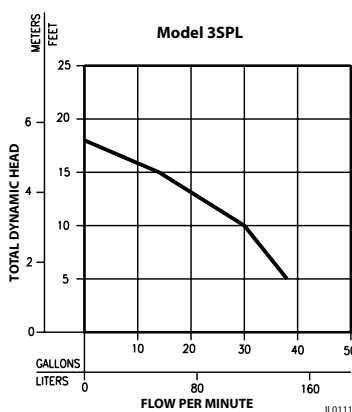


Streamlined Automatic Submersible Sump Pump



3SPL .3 HP
5SPL .5 HP

- Streamlined design easily fits into pits as small as 10" in diameter.
- Solid, buoyant float material and stainless steel float switch arm ensure long term reliability
- Non-clogging vortex impeller effectively removes lint and debris
- Environmentally friendly, oil-free, high efficiency motor runs cooler and lasts longer
- Thermoplastic and stainless steel construction
- Thermal overload protection keeps motor from overheating.
- Waterproof cord with 3-prong grounded plug for easy replacement of pedestal pump in a wet environment.
- 1-1/2" NPT discharge - passes 3/8" solids.
- 100% water tested before shipment for reliable operation
- Maximum temperature for dewatering - 110°F (43°C)
- 1-year limited warranty.



Model	HP	Gallons Per Minute Lift Capacity		
		5 ft.	10 ft.	15 ft.
3SPL	.3	38	30	14
5SPL	.5	50	40	30

Cast Iron Sump Pump



2SDL 1/4 HP

- 1/4 HP, 115V, 8.2 amps
- Rugged cast iron motor housing for long life
- Carrying handle for convenient pump placement
- 1-1/2" discharge to meet commercial code requirements
- Vortex impeller passes up to 3/8" spherical solids
- Standard tethered float switch provides for automatic operation
- Overload protected oil filled motor
- Not intended for pumping unprocessed household sewage or as a sewage ejector pump
- Temperature Rating - 77°F (25°C)
- 1-year limited warranty

Requires rigid discharge pipe for proper switch installation.



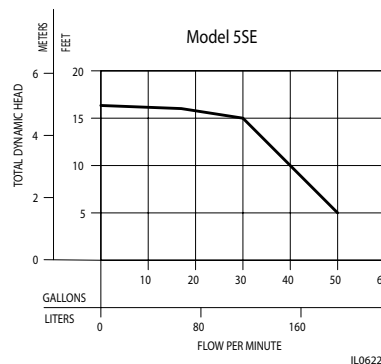
Model	HP	Discharge Pipe Size	Gallons Per Minute Lift Capacity		
			5 ft.	10 ft.	15 ft.
2SDL	1/4	1-1/2"	32	25	10

Cast Iron Sump Pumps



5SE 1/2 HP

- Premium vertical switch fits into pits as small as 10 inches in diameter
- Cast iron pump housing for long life and quiet operation
- 1-1/2" discharge to meet commercial code requirements
- Thermal overload protection keeps motor from overheating
- Waterproof cord for easy replacement of pedestal sump pump without the need for extension cord in a wet environment
- Heavy duty 115V oil filled motor
- Operates in 130°F water continuously, 150°F intermittently
- 1-year limited warranty



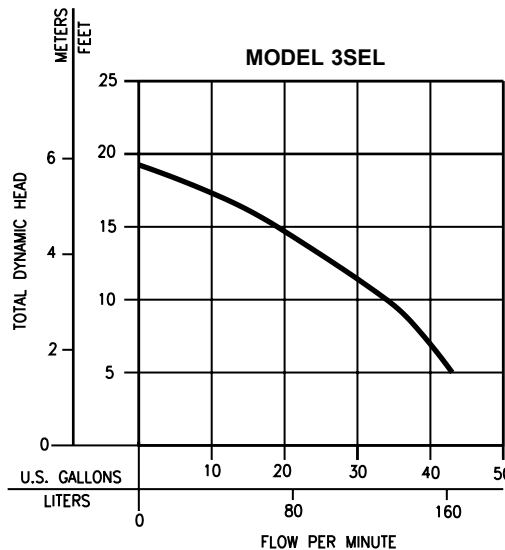
Model	HP	Discharge Pipe Size	Gallons Per Minute Lift Capacity		
			5 ft.	10 ft.	15 ft.
5SE	1/2	1-1/2"	50	40	30

Cast Iron Contractor Sump/Effluent Pumps



3SEL .3 HP

- Non-clogging vortex impeller passes 1/2" solids
- Corrosion-resistant, powder coated epoxy finish
- .3 HP, 115V, 9.7 amps
- Cast iron switch case, motor and pump housing for long life and quiet operation
- Solid, buoyant float material and stainless steel float switch arm ensure long term reliability
- 1-1/2" NPT discharge to meet commercial code requirements
- Thermal overload protection keeps motor from overheating
- 2-pole, float operated switch
- Maximum temperature for effluent or dewatering - 130°F (54°C)
- 1-year limited warranty.



Model	HP	Discharge Pipe Size	Gallons Per Minute Lift Capacity		
			5 ft.	10 ft.	15 ft.
3SEL	.3	1-1/2" *	43	34	19



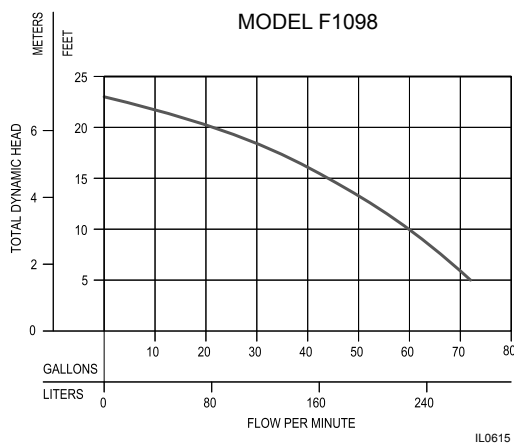
F1098 1/2 HP

High Capacity Contractor Sump/Effluent Pump

- 1/2 HP, 115V, 9.4 amps
- Epoxy coated cast iron construction for long life
- Stainless steel components will not rust or corrode
- Thermal overload protection keeps motor from overheating
- Oil-filled, hermetically sealed high efficiency motor for dependable service
- 1-1/2" NPT discharge - passes 1/2" spherical solids
- 100% water tested before shipment for reliable operation
- Temperature rating: 130°F (54°C)
- 1-year limited warranty



Model	HP	Discharge Pipe Size	Gallons Per Minute Lift Capacity			
			5 ft.	10 ft.	15 ft.	20 ft.
F1098	1/2	1-1/2"	72	61	45	21



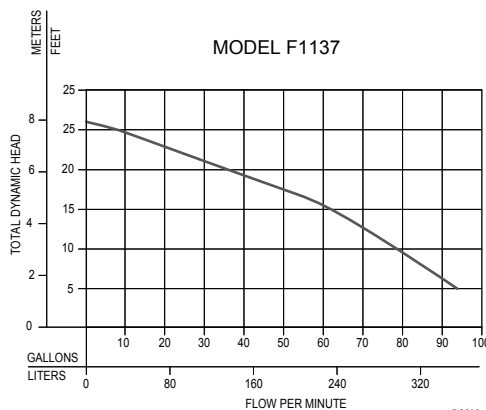
F1137 1/2 HP

High Head Contractor Sump/Dewatering Pump

- 1/2 HP, 115V, 10.7 amps
- Epoxy coated cast iron construction for long life
- Stainless steel components will not rust or corrode
- Thermal overload protection keeps motor from overheating
- Oil-filled, hermetically sealed high efficiency motor for dependable service
- Waterproof cord with grounded plug for easy replacement of pedestal pump in a wet environment
- 1-1/2" NPT discharge - passes 5/8" solids
- 100% water tested before shipment for reliable operation
- Temperature rating: 130°F (54°C)
- 1-year limited warranty



Model	HP	Discharge Pipe Size	Gallons Per Minute Lift Capacity				
			5 ft.	10 ft.	15 ft.	20 ft.	25 ft.
F1137	1/2	1-1/2"	93	79	64	36	8



Column Sump Pumps

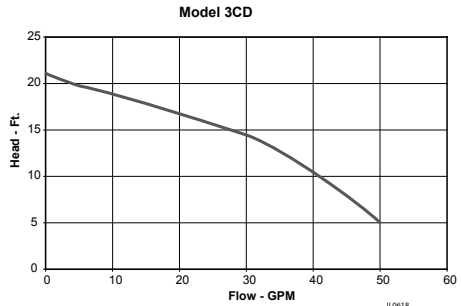
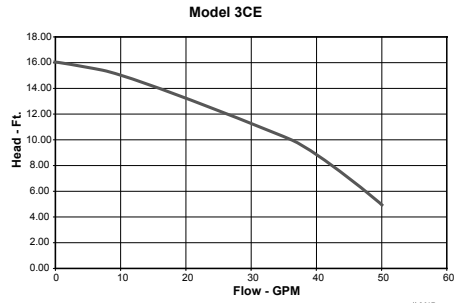
Column Sump Pumps



3CE

3CD

- Open type non-clogging multi-vane impeller
- Heavy duty motor - 115V, 60 cycle, single phase, 1725 RPM
- Thermal overload protection keeps motor from overheating
- Waterproof cord with grounded plug
- Easily adjustable on/off float and rod type switch
- Top suction strainer filters out debris
- Durable shaft securely fits to impeller
- Operates in 130°F water continuously; 150°F intermittently
- Conveniently fits into 12" diameter pit
- 1-year limited warranty



Model	HP	Base	Discharge Pipe Size	Gallons Per Minute Lift Capacity		
				5 ft.	10 ft.	15 ft.
3CE	1/3	Thermoplastic	1-1/4"	50	36	10
3CD	1/3	Cast Iron	1-1/2" *	50	41	22

Emergency Backup Sump Pump

Silent Sentry®

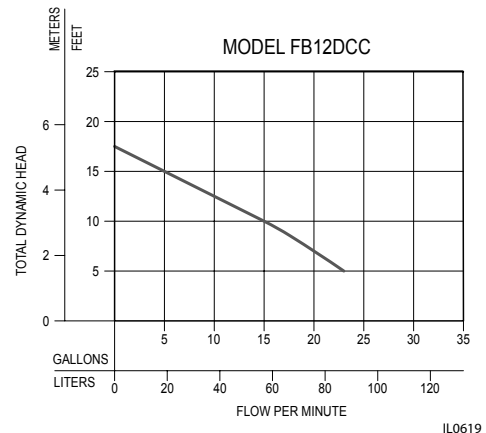
12 Volt Battery Operated Back-Up Sump Pump



Compare Features!

FB12DCC

- Automatic operation for worry-free basement protection
- 10 Amp battery charger with burnout and battery overcharge protection
- Solid state circuitry with regulated self-charger
- Pumps up to 1392 GPH
- 12 volt high efficiency pump
- Automatic 12 volt, DC, solid state control box with complete light, alarm indicators and warning system
- Variable level reliable (Low Voltage) float switch
- Includes all required fittings, check valves & instructions for easy installation
- One year limited warranty



Model	Gallons Per Minute Lift Capacity	
	5 ft.	10 ft.
FB12DCC	23	15

Battery and primary pump not included (marine deep cycle battery recommended for longer life, but not required).



Sewage Pumps

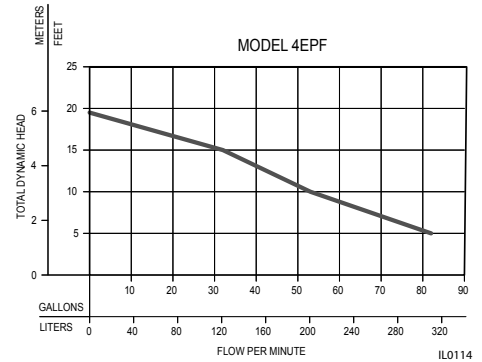


.4 HP Submersible Sewage Ejector Pump



4EPF
Vertical
Float Switch

- Bottom suction inlet with vortex impeller
- 2" NPT discharge with 2" solids pumping capacity
- Double seal for reliable service and extended life
- High efficiency, .4 HP, 115V, 60 Hz motor 5.5 amps
- Environmentally friendly oil-free motor runs cooler and lasts longer
- Thermal overload protects against overheating
- Waterproof power cord with grounded plug
- Temperature Rating: 110°F (43°C)
- One year limited warranty



Model	HP	Gallons Per Minute Lift Capacity		
		5 ft.	10 ft.	15 ft.
4EPF	.4	82	53	32

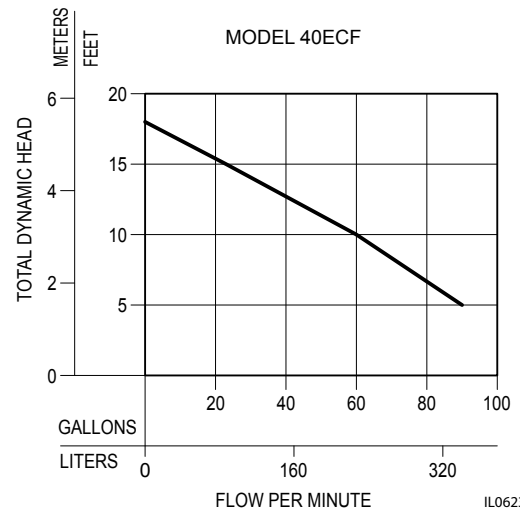
Cast Iron Submersible Sewage Ejector Pump



40ECF
.4 HP



- Rugged oil filled .4 HP, 115V, 60 Hz. motor 9.4 amps
- Thermal overload protects against overheating
- Epoxy coated, cast iron design dissipates motor heat to ensure long life
- 2" discharge with 2" solids pumping capacity
- Bottom suction inlet with vortex impeller
- 15' waterproof power cord with grounded plug
- Ceramic and carbon seal for reliable service and extended life
- Temperature Rating: 130°F (54°C.)
- One year limited warranty



Model	HP	Gallons Per Minute Lift Capacity		
		5 ft.	10 ft.	15 ft.
40ECF	.4	90	60	23

The original patented PowerFlush Sewage Ejector Add-on Bathroom System



F1101



- Add a bathroom anywhere!
- Install in basements, room additions, garages or workshops.
- System includes tank, pump, seals, hardware, switch, check valve, flange and discharge pipe.
- CSA/CUS Listed sewage pump.
- 2" NPT discharge with 2" solids capacity.
- Complete step-by-step instructions included.
- Waterproof power cord with grounded plug.
- Meets rigid IAPMO standards.
- One year limited warranty.



Replacement pump 1102RP for F1101, 1100-0006 and 1102-0008.

Model	HP	Gallons Per Minute Lift Capacity		
		5 ft.	10 ft.	15 ft.
F1101	.4	73	39	19

