




PRODUCTIVITY THROUGH INNOVATION

UP' N' DOWN STORAGE CONVEYOR



Die-Cast Aluminum Yokes

10 Slot Stamped Steel Frames

Custom Configurable

Bi-Directional Hand Switch



UP' N' DOWN CONVEYOR

White's Up' n' Down conveyor provides convenient access and conveyor control, while storing garments in the overhead space of your store. Load and retrieve orders at the "nose" of the conveyor on the ground level of your store.

A 45° angle takes them off the floor and out of the way up to the ceiling. Use the available extra square footage of valuable floor space under the conveyor for additional garment storage or other use. Now you can utilize all that wasted overhead space and increase the overall cubic capacity of your store.

FEATURES

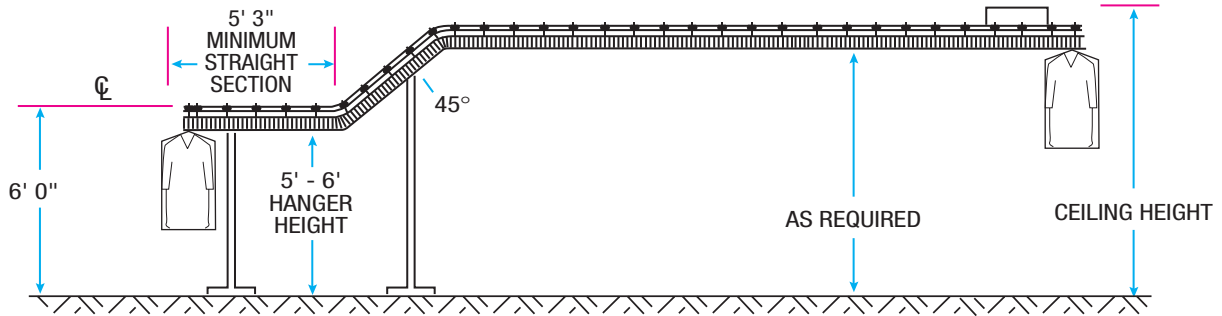
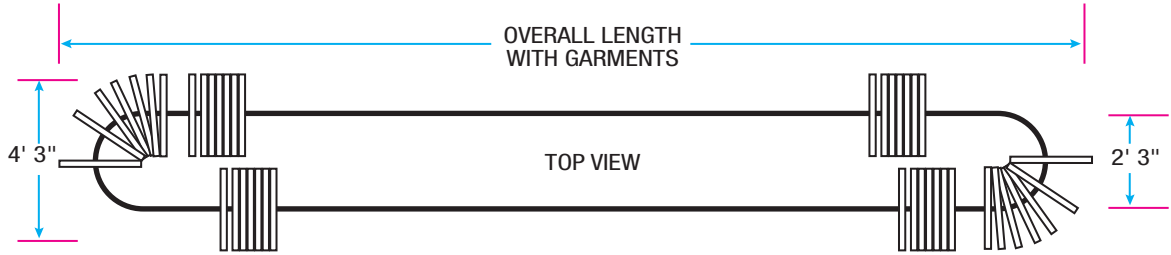
- Custom designed for the maximum increase in your storage capacity.
- Each configuration can be expanded or altered as your needs change.
- Bi-directional hand switch – standard.
- Series 540 Automatic Keyboard control – optional. Microprocessor control selects shortest route to item location.
- 10 slot stamped steel frame with nylon inserts, 12" pitch.
- Hardened steel universal with heat treated steel insert bushings.
- Screw type take up for chain slack adjustment.
- Double-deck configuration available.



UP' N' DOWN STORAGE CONVEYOR

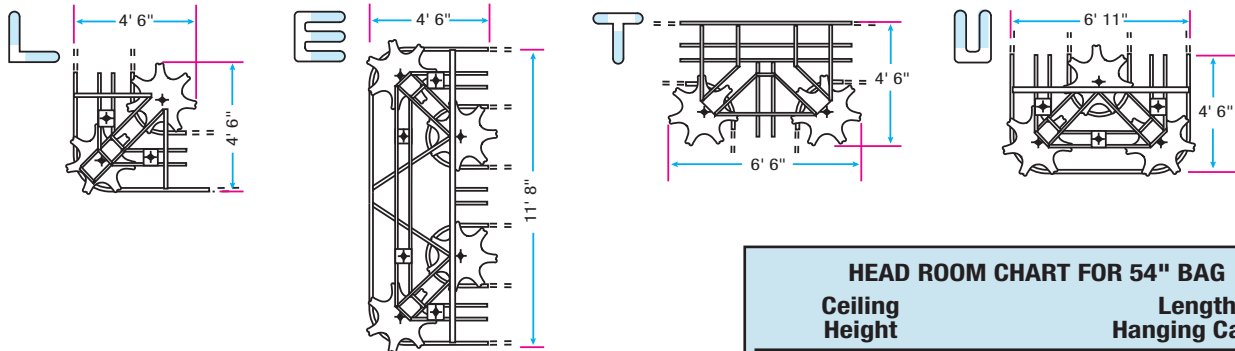
PRODUCTIVITY THROUGH INNOVATION

SPECIFICATIONS



TYPICAL MODULAR SECTION SHAPES

White Conveyors are available in a wide variety of special shapes. You can "design your own conveyor" to fit most any length or shape by using our standard "modular" sections. Here are some typical shapes.



HEAD ROOM CHART FOR 54" BAG

Ceiling Height	Length of Hanging Capacity
10'	4' 3 1/2"
10'6"	4' 9 1/2"
11'	5' 3 1/2"
11'6"	5' 9 1/2"
12'	6' 3 1/2"
12'6"	6' 9 1/2"
13'	7' 3 1/2"
13'6"	7' 9 1/2"
14'	8' 3 1/2"

Model & No. of Slots	Length of Hanging Capacity	Overall Length with Garments
N380	38'0"	18'0"
N400	40'0"	19'0"
N420	42'0"	20'0"
N460	46'0"	22'0"
N500	50'0"	24'0"
N540	54'0"	26'0"
N580	58'0"	28'0"
N600	60'0"	29'0"
N620	62'0"	30'0"
N660	66'0"	32'0"
N700	70'0"	34'0"
N740	74'0"	36'0"
N780	78'0"	38'0"
N800	80'0"	39'0"
N820	82'0"	40'0"
N860	86'0"	42'0"
N900	90'0"	44'0"
N920	92'0"	45'0"
N960	96'0"	47'0"
N1000	100'0"	49'0"

*Based on 12 ft. ceiling. One hand switch furnished.



White Conveyors, Inc.
 10 Boright Avenue
 Kenilworth, NJ 07033
 Toll Free: (800) 524-0273
 Tel: (908) 686-5700
www.white-conveyors.com