

ART Series

- Careful acoustic design and advanced materials have resulted in an exceptional full range, full fidelity, self-contained sound system. The ART300A provides an ideal combination of high power, low distortion and wide bandwidth for permanent installations.
- The two-way design consists of a 12" woofer that uses a massive magnet structure for accurate bass reproduction and a CD horn loaded to a 1" exit compression driver. The CD horn is a part of the molded enclosure. Two discrete power amplifiers and an electronic crossover are matched to the two transducers and provide time correction, CD horn compensation and peak-limiting, as well as over-excursion and thermal protection.
- The ART300A will accept a balanced or unbalanced (switch selected) microphone or line input, adjusted by a single rotary control.
- All components are housed in a lightweight, vented enclosure formed from polypropylene that is extremely rigid and is weather resistant. The woofer is protected by a metal grille. All controls and connectors are recessed on the rear. A 1-3/8" stand socket and M10 threaded inserts are molded into the cabinet to provide quick and easy installation using specially designed accessory mounting hardware.
- This Mackie Industrial product is covered by an exclusive, one-time NO FAULT repair policy in addition to a five year, limited warranty.

Two-Way Active Speaker System



Features

- 90° x 70° constant-directivity horn with 1" exit compression driver
 - 12" high-efficiency woofer
 - Internal bi-amplifier: 300W LF, 60W HF, and driver-optimized electronic crossover
 - Switchable, balanced mic/line input
 - Total system protection: over-excursion, thermal, short circuit and peak limiting
 - Compact, lightweight polypropylene enclosure
 - Built-in hand grip, M10 fly points and stand socket
 - Optional installation accessories include hardware for truss, grid, pipe and adjustable wall mounts
 - Exclusive Mackie Industrial — one-time NO FAULT repair policy
 - Five year, limited warranty
-
- Live Sound/Music Reinforcement
 - High-Level AV Playback
 - Large Speech Systems
 - Active Floor Monitors

ART300A Two-Way Active Speaker System

Specifications

System Acoustic

Frequency Range (-10 dB):	55Hz-19kHz
Frequency Response (-3 dB):	75Hz-16kHz
Horz. Coverage Angle (-6 dB):	90°, averaged 1kHz to 10kHz
Vert. Coverage Angle (-6 dB):	70°, averaged 1kHz to 10kHz
Directivity Factor; Q (DI):	10.0 (10.0), averaged 1kHz to 10kHz
System Sensitivity ¹ :	101dB 1W @ 1m
Rated Maximum Peak ² :	126dB @ 1m
Crossover:	1.8kHz, 24dB/octave, 0.3mS HF delay
Speaker Protection:	Thermal

Transducers

Low-Frequency:	12" (300mm) woofer, 2" (50mm) voice coil
High-Frequency:	Polynomial horn-loaded 1" (25mm) exit compression driver

Electronics

Power Amplifier Rating:	LF: 300W, HF: 60W
Distortion:	< 0.1% THD, nominal power @ 1kHz and 10kHz
Inputs:	Mic: 8mV, 1.3kΩ balanced, 650Ω unbalanced, XLR Line: 125mV, 19kΩ balanced, 10kΩ unbalanced
Output:	XLR connector, parallel to input
Indicators:	Power On, limiter active
Controls, Switch:	Mic/Line, Music/Voice EQ, Power On/Off
	Music EQ: Off/+4dB @ 65Hz, +4dB @ 12kHz
	Voice EQ: Off/+4dB @ 3kHz, +4dB @ 6kHz
Controls, Rotary:	Input volume
Electronics Protection:	Thermal, limiting, short circuit
Power Requirements:	115/230 VAC (internal select), 5A, 50/60Hz

Physical

Enclosure:	Gray, semi-trapezoidal, reinforced polypropylene
Dimensions (HxWxD):	24.42" x 15.36" x 12.29" (620mm x 390mm x 312mm)
Weight:	44.0 lbs. (20kg)
Mounting:	Four M10 metal threaded inserts, 1.375 in. (35mm) lockable stand mount

Options

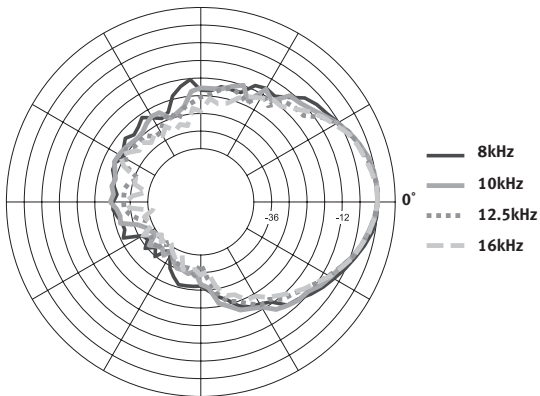
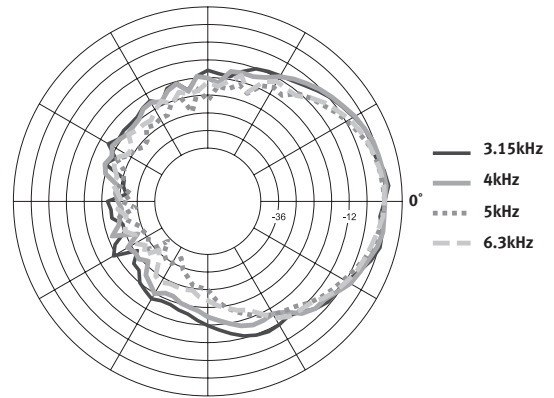
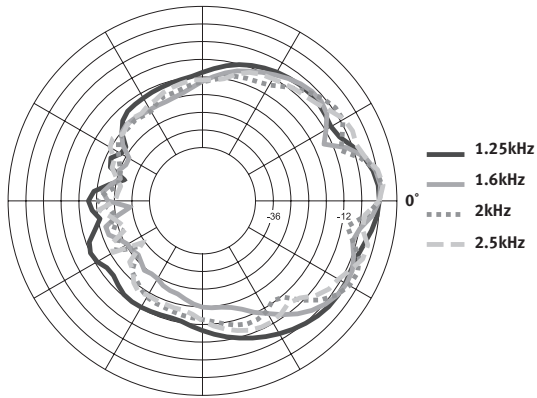
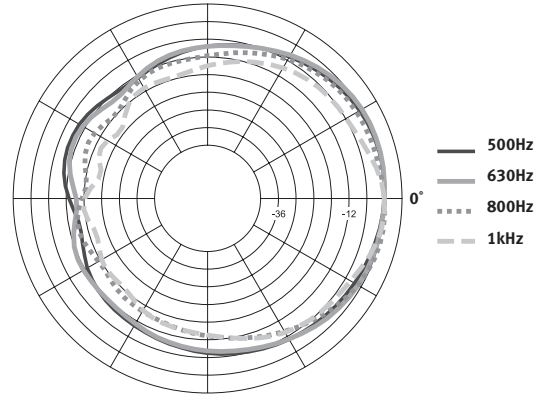
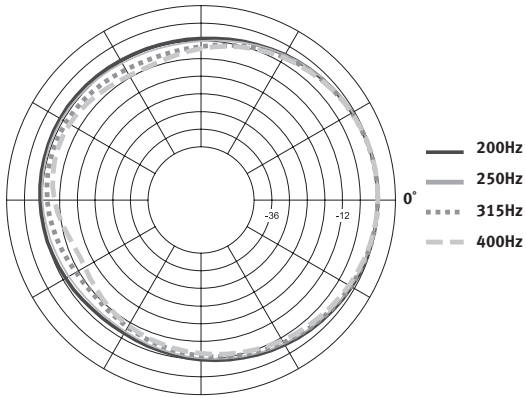
ART A-2	Wall mount bracket, black
ART A-3	Pipe mount bracket, black
ART A-4	Protective soft cover
ART A-5	Swivel, tilt, wall mount hardware, black
ART A-7	Full front metal grille, black
ART A-11	U-bracket, black
SM	Tripod stand

¹ Measured on axis in the far field referenced, back to 1 watt RMS from maximum power and to 1 meter distance using the inverse square law. Listed sound pressure represents an average from 300 Hz to 3 kHz.

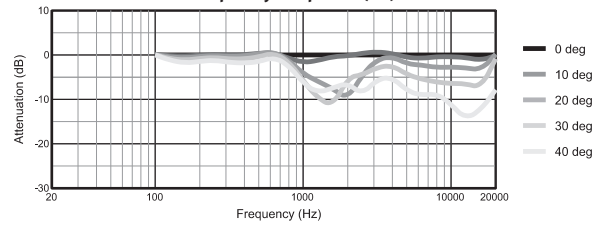
² RMS using 20Hz to 20kHz, PN Spectrum, Peak for 2 hours with +6 dB crest factor.

ART300A Two-Way Active Speaker System

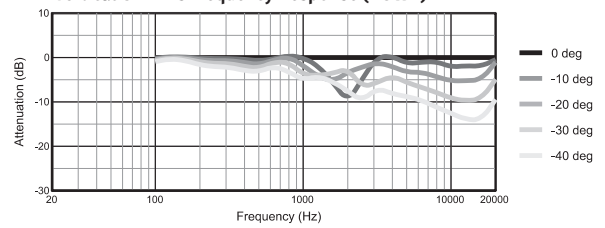
ART300A Vertical Polars



Vertical Off-Axis Frequency Response (UP)

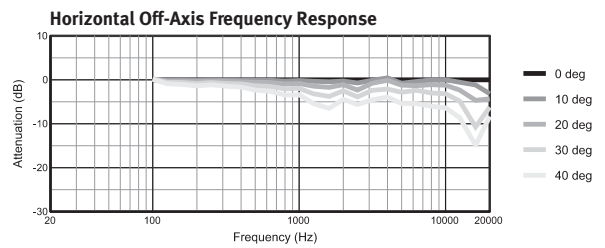
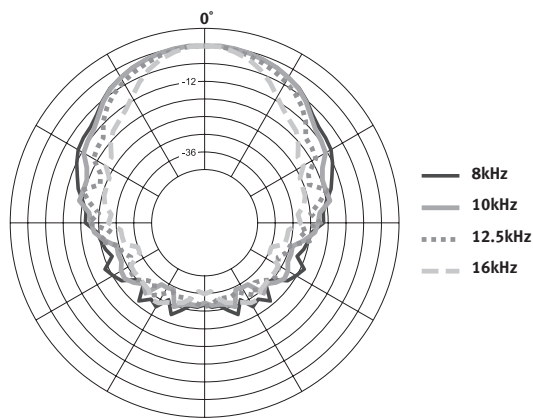
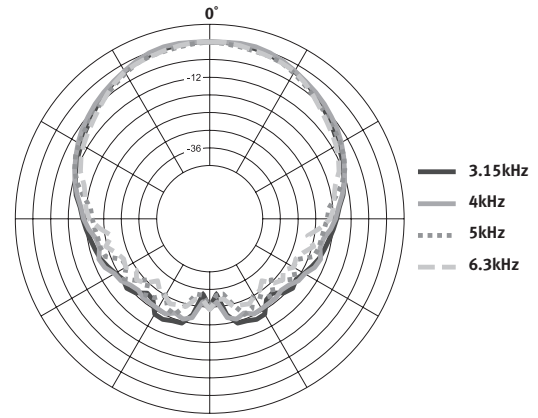
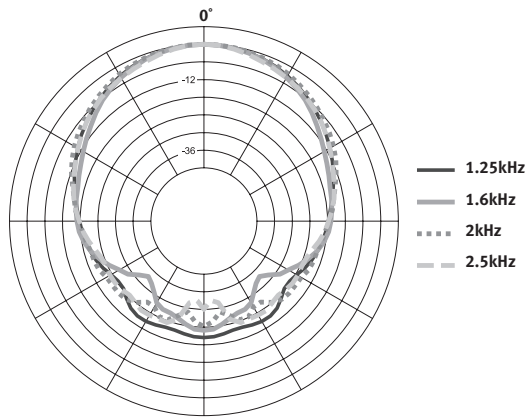
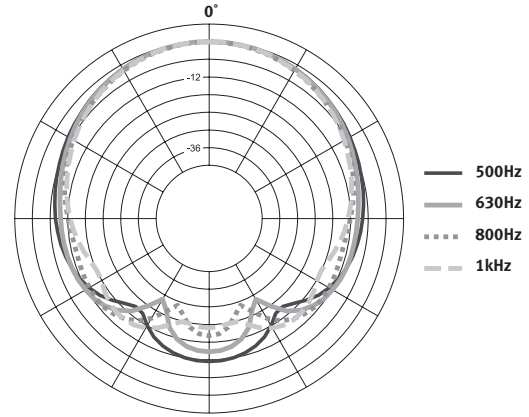
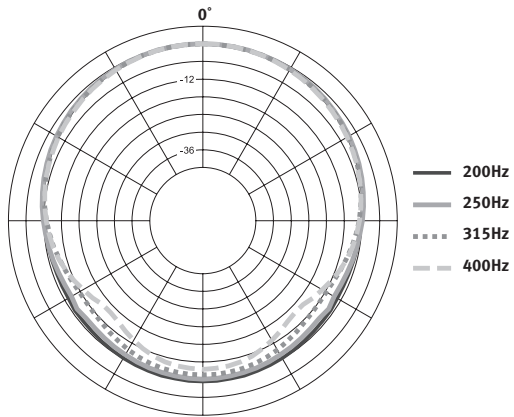


Vertical Off-Axis Frequency Response (DOWN)



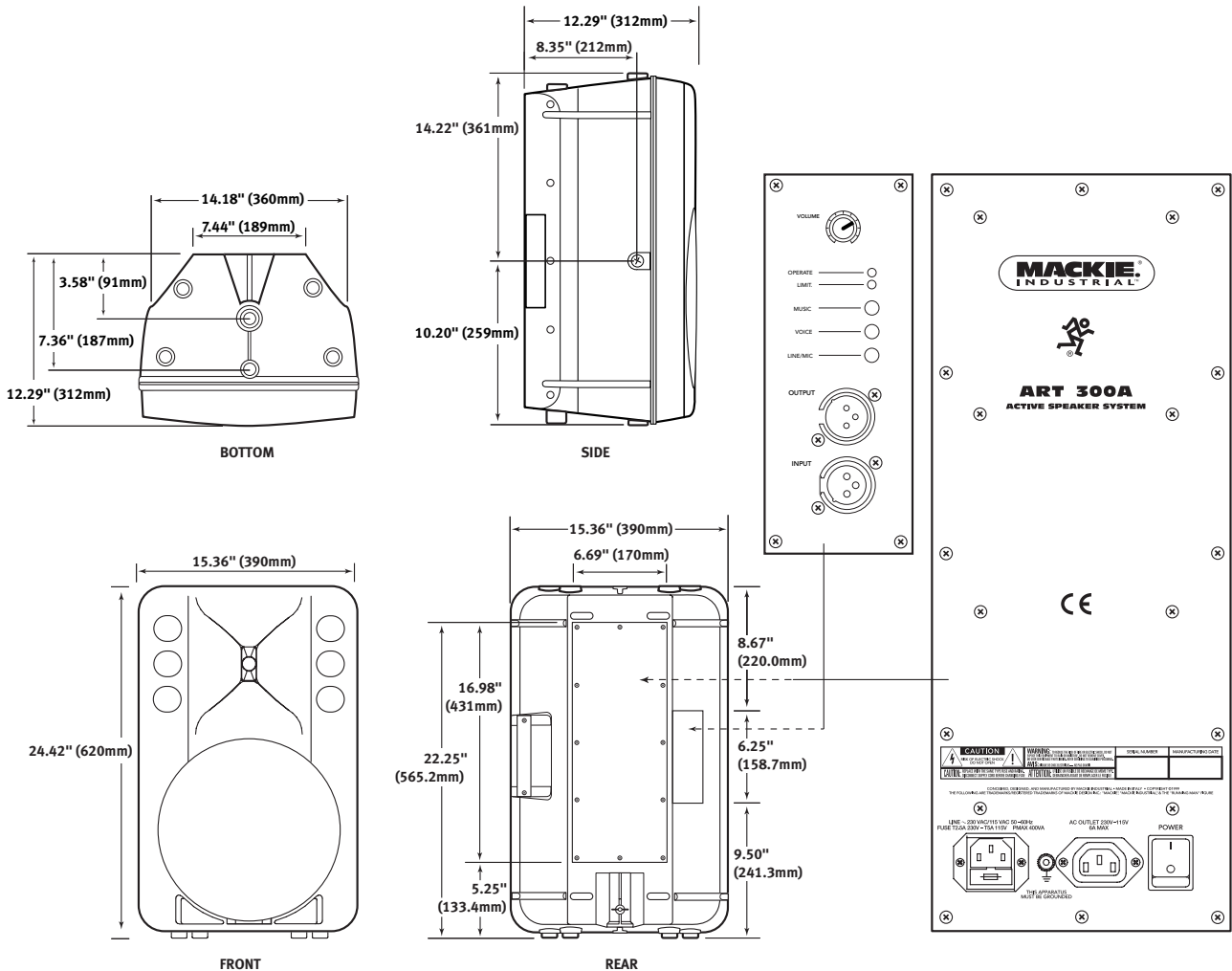
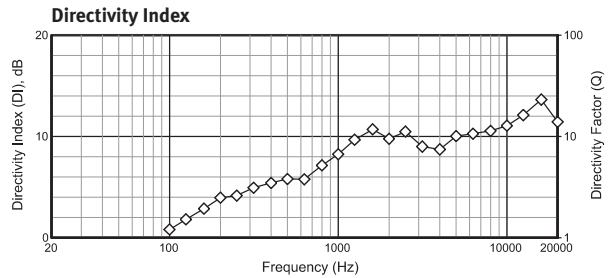
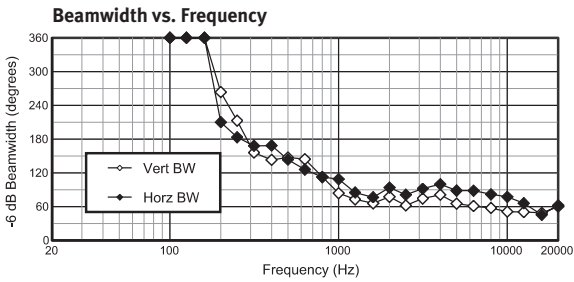
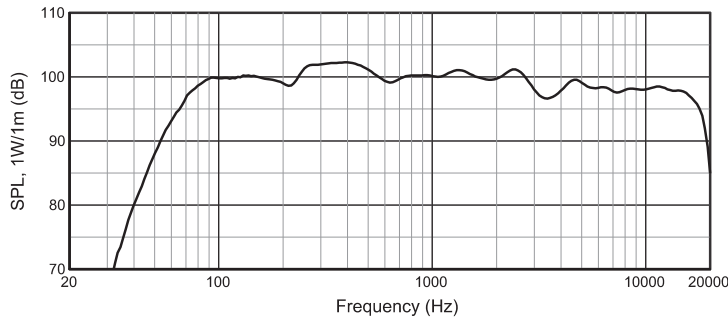
ART300A Two-Way Active Speaker System

ART300A Horizontal Polars



ART300A Two-Way Active Speaker System

Frequency response is measured on-axis at a distance referenced back to 1m at 1-watt drive. Shown as a half space (2π) environment.



ART300A Two-Way Active Speaker System

Architects' & Engineers' Specifications

The amplified loudspeaker system shall be a self-contained unit, housed in a reinforced polypropylene enclosure and consisting of the following sub-systems: (1) vented two-way loudspeaker system, (2) integrated power amplifiers and crossover network, (3) integrated mic/line input with music and voice equalizers.

The loudspeakers shall consist of a 12 inch low-frequency, cone driver, and a 90° x 70° high-frequency, constant-directivity polynomial horn with a horn-loaded, 1 inch compression driver. The drivers shall be aligned with an analog circuit and crossed over at 1.8kHz by a 4-pole network built into the power amplifiers. Together they shall be capable of producing 126dB SPL (1m, anechoic).

Two discrete amplifiers shall be provided, capable of continuously delivering 300W RMS to the low-frequency driver and 60W RMS to the high-frequency driver. Distortion shall be less than 0.1% when measured at 1kHz and 10kHz. They shall be equipped with a multi-function protection circuit to peak limit and protect the loudspeakers from overheating, over-excursion, short circuits and extreme operating temperatures. An indicator light shall illuminate when any aspect of the protection circuit engages.

The integrated mic/line input shall be actively balanced, may accept an unbalanced input, and shall be paralleled to an output. Both shall have XLR connectors. The input shall have a switch to select between 10mV mic and 775mV line levels. The unit shall be provided with both voice and music optimization equalization that can be activated with buttons on the rear panel. The voice equalizer shall provide +4dB at 3kHz and +4dB at 6kHz. The music equalizer shall provide +4.5dB at 65Hz and +4dB at 12kHz. A continuously variable, rotary master volume control shall be provided.


The power supply shall be internal and connected to 50 or 60Hz source current through a detachable IEC power cord. It shall have an on/off switch, fuse holder and threaded grounding screw on the rear

panel. AC voltage shall be selectable between 115 and 230VAC. The power supply shall draw a maximum of 5A and illuminate an indicator light when on.

The reinforced polypropylene enclosure shall have a volume of at least 1.65 cu. ft., be trapezoidal shaped and equipped with a grille to protect the cone driver. At least four M10 threaded sockets and stand socket shall be molded into the cabinet for attaching mounting hardware, designed for the unit and available from the manufacturer. The amplified loudspeaker system shall be a model ART300A manufactured by Mackie Industrial.

Electronic files for this product available at:
www.mackieindustrial.com

This Specification Sheet	ART300A.PDF
Architects' & Engineers' Specifications	ART300AAE.TXT
Quick-Start Manual	ART300AQS.PDF
Owner/Operator's Manual	ART300AML.PDF
CADD files	ART300A.DXF
EASE data	ART300A.EAS

Mackie Designs continually engages in research related to product improvement. New material, production methods, and design refinements are introduced into existing products without notice as a routine expression of that philosophy. For this reason, any current Mackie Industrial product may differ in some respect from its published description, but will always equal or exceed the original design specifications unless otherwise stated. ©1999-2000 Mackie Designs Inc. All rights Reserved. **MACKIE** and  are registered trademarks of Mackie Designs Inc. Mackie Industrial is a trademark of Mackie Designs Inc.

part no. 910-163-10



www.mackieindustrial.com

16220 Wood-Red Rd NE, Woodinville, WA 98072 USA
888.337.7404, fax 425.487.4337, industrial@mackie.com

UK + 44 1268 570 808, fax + 44 1268 570 809, industrial@rcf-uk.com
ITALY +39 0522 354 111, fax +39 0522 332 294, industrial@rcf.it
FRANCE +33 3 8546 9160, fax +33 3 8546 9161, industrial@rcf.fr
GERMANY +49 2572 96042 0, fax +49 2572 96042 10, industrial@mackie.de