


Electric Motors For Rock Crushers



NEW! Advanced Design
Rock Crusher Motors



**High Quality Rock Crusher
Motors Available To You
At Factory-Direct Prices!!!**




WorldWide Electric Corporation



Rock Crusher Motors

Jaw Crushers
Cone Crushers
Horizontal Impactors
Vertical Shaft Impactors
Gyracones
Roll Crushers
Hammermills



We Offer 100%
Satisfaction Or
Your-Money-Back.
“It’s A Rock Crusher
Motor” . . . And We
Guarantee It As Such . . .
Unconditionally!

- ▶ Highest Breakdown Torque On All Ratings In The Market For Maximum Crusher Performance
- ▶ FC200 Density Cast Iron Frame
- ▶ All Cast Iron Frame, Extra Thick, Extra Deep Cooling Ribs Provide Superior Strength and Heat Dissipation
- ▶ Drive-End Roller Bearing For Horizontal Or Vertical Mount
- ▶ Revolutionary 7-Bolt Drive-End Endbell For Reinforced Belt Drive Running On Crushers
- ▶ Radius Shaft and Keyway Prevent Shaft Breakage
- ▶ New Heavy Iron Bearing Cap - 4-Bolt Design With Extra Heavy Bolts
- ▶ 4140 High Tensile Strength Steel Shaft
- ▶ Shaft Locks On All Motors Secure and Protect Roller Bearings In Transit
- ▶ All Ribbed Drive-End Endbell For Maximum Strength On Vertical and/or Horizontal Crusher Applications
- ▶ All Cast Iron, All Angle Junction Box With Standard Diameter Conduit Holes
- ▶ Rubber Dust Curtain In Junction Box Eliminates All Filtered Dust
- ▶ Circlip/Snap Ring On Opposite Drive-End Shaft For Vertical Shaft Mount On Rock Crushers
- ▶ Heavy Reinforced Steel Fan Cover Affords Superior Protection To Fan



NEW! Advanced Design Rock Crusher Motors



All Cast Iron Frame,
Extra Thick,
Extra Deep Cooling
Ribs Provide
Superior Strength and
Heat Dissipation


Drive-End Roller
Bearing For
Horizontal Or
Vertical Mount

Revolutionary 7-Bolt
Drive-End Endbell For
Reinforced Belt Drive
Running On Crushers

FC200 Density
Cast Iron Frame

Heavy Reinforced
Steel Fan Cover
Affords Superior
Protection To Fan

New Heavy Iron
Bearing Cap - 4-Bolt
Design With Extra
Heavy Bolts



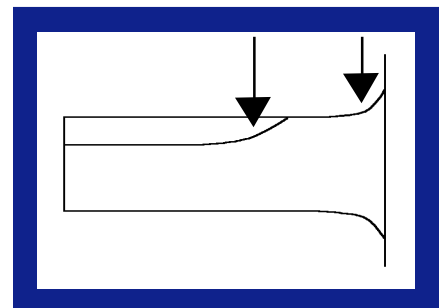
4140 High
Tensile Strength
Steel Shaft

Circlip/Snap Ring On
Opposite
Drive-End Shaft For
Vertical Shaft Mount
On Rock Crushers

Shaft Locks On All
Crusher Motors Secure
and Protect Roller
Bearings In Transit

Rubber Dust Curtain In
Junction Box Eliminates
All Filtered Dust

All Ribbed Drive-End
Endbell For Maximum
Strength On Vertical
and/or Horizontal
Crusher Applications



Radius Shaft and Keyway
Prevent Shaft Breakage



ISO9001



CC006A

Rock Crusher Motors



- ▶ **Jaw Crushers**
- ▶ **Cone Crushers**
- ▶ **Horizontal Impactors**
- ▶ **Vertical Shaft Impactors**
- ▶ **Gyratory-Gyradisc**
- ▶ **Roll Crushers**

HP	RPM	Voltage	Frame Size	Enclosure	Model Number	List * Price
100	1800	208-230/460	405T	TEFC	WWE100-18-405T	\$5,991.30
100	1200	208-230/460	444T	TEFC	WWE100-12-444T	\$9,258.03
125	1800	208-230/460	444T	TEFC	WWE125-18-444T	\$8,704.28
125	1200	208-230/460	445T	TEFC	WWE125-12-445T	\$10,463.28
150	1800	208-230/460	445T	TEFC	WWE150-18-445T	\$9,441.07
150	1200	208-230/460	445/7T	TEFC	WWE150-12-445/7T	\$13,365.22
200	1800	208-230/460	445/7T	TEFC	WWE200-18-445/7T	\$12,703.45
200	1200	460	449T	TEFC	WWE200-12-449T	\$15,710.23
200	1200	208-230/460	505Z(UZ)	TEFC	WWE200-12-505Z(UZ)	\$17,532.51
250	1800	460	449T	TEFC	WWE250-18-449T	\$16,074.08
250	1800	460	505Z(UZ)	TEFC	WWE250-18-505Z(UZ)	\$18,321.44
250	1200	460	449T	TEFC	WWE250-12-449T	\$21,168.48
250	1200	460	586/7(UZ)	TEFC	WWE250-12-586/7(UZ)	\$28,293.22
300	1800	460	449T	TEFC	WWE300-18-449T	\$21,808.72
300	1800	460	586/7(UZ)	TEFC	WWE300-18-586/7(UZ)	\$26,198.25
300	1200	460	449T	TEFC	WWE300-12-449T	\$25,161.73
300	1200	460	586/7(UZ)	TEFC	WWE300-12-586/7(UZ)	\$30,572.28
350	1800	460	586/7(UZ)	TEFC	WWE350-18-586/7(UZ)	\$27,342.46
350	1200	460	586/7(UZ)	TEFC	WWE350-12-586/7(UZ)	\$30,158.46
400	1800	460	586/7(UZ)	TEFC	WWE400-18-586/7(UZ)	\$29,389.79
400	1200	460	586/7(UZ)	TEFC	WWE400-12-586/7(UZ)	\$34,071.48
450	1800	460	586/7(UZ)	TEFC	WWE450-18-586/7(UZ)	\$36,359.78
450	1200	460	586/7(UZ)	TEFC	WWE450-12-586/7(UZ)	\$37,413.08
500	1800	460	586/7(UZ)	TEFC	WWE500-18-586/7(UZ)	\$37,722.53
500	1200	460	586/7(UZ)	TEFC	WWE500-12-586/7(UZ)	\$40,184.66



ISO9001



CC006A

We Offer 100% Satisfaction Or Your-Money-Back.

**“It’s A Rock Crusher Motor”
... And We Guarantee It As Such ...
Unconditionally!**



Rock Crusher Motors

Performance Data

HP	RPM	Voltage	Frame Size	Drive-End Bearing	FL Amps 460V	FL Torque (Lb. Ft.)	LRT (%)	BDT (%)	Efficiency 100%	Power Factor 100%	Service Factor	Approx. Weight (Lbs.)
100	1800	208-230/460	405T	NU316	115	296	200%	290%	94.5%	0.87	1.15	1350
100	1200	208-230/460	444T	NU318	119	443	160%	260%	94.1%	0.82	1.15	1970
125	1800	208-230/460	444T	NU318	137	355	170%	250%	94.5%	0.86	1.15	1500
125	1200	208-230/460	445T	NU318	141	532	150%	240%	94.1%	0.81	1.15	2100
150	1800	208-230/460	445T	NU318	163	433	180%	250%	95.0%	0.87	1.15	1630
150	1200	208-230/460	445/7T	NU319	171	650	160%	250%	95.0%	0.83	1.15	2200
200	1800	208-230/460	445/7T	NU319	223	590	200%	280%	95.0%	0.87	1.15	1858
200	1200	460	449T	NU320	245	885	200%	292%	95.0%	0.82	1.15	2508
200	1200	208-230/460	505Z(UZ)	NU322	230	885	180%	280%	95.0%	0.87	1.15	2469
250	1800	460	449T	NU320	282	728	228%	330%	95.9%	0.87	1.15	2508
250	1800	460	505Z(UZ)	NU322	276	992	190%	270%	94.8%	0.90	1.15	2360
250	1200	460	449T	NU320	300	1093	188%	279%	95.4%	0.82	1.15	2750
250	1200	460	586/7(UZ)	NU326	286	1104	180%	280%	94.5%	0.86	1.15	3696
300	1800	460	449T	NU320	334	864	226%	326%	95.7%	0.88	1.15	2728
300	1800	460	586/7(UZ)	NU326	328	881	190%	280%	95.0%	0.89	1.15	3784
300	1200	460	449T	NU320	355	1299	191%	280%	94.5%	0.82	1.15	2830
300	1200	460	586/7(UZ)	NU326	328	1325	180%	290%	95.4%	0.88	1.15	4136
350	1800	460	586/7(UZ)	NU326	385	1025	180%	270%	95.0%	0.89	1.15	3968
350	1200	460	586/7(UZ)	NU326	393	1538	180%	280%	95.1%	0.87	1.15	4145
400	1800	460	586/7(UZ)	NU326	430	1157	200%	300%	95.3%	0.90	1.15	4101
400	1200	460	586/7(UZ)	NU326	444	1748	170%	300%	95.0%	0.88	1.15	4409
450	1800	460	586/7(UZ)	NU326	478	1764	200%	320%	96.1%	0.90	1.0	4500
450	1200	460	586/7(UZ)	NU326	501	1985	190%	307%	95.8%	0.86	1.0	4500
500	1800	460	586/7(UZ)	NU326	539	1467	228%	320%	95.8%	0.90	1.15	4630
500	1200	460	586/7(UZ)	NU326	557	2206	225%	270%	95.0%	0.87	1.0	4740



Conveyor Motors

- ▶ Specifically Designed For All Aggregate Conveyors
- ▶ 5 HP - 75 HP, 1800 RPM
- ▶ High Starting Torque



ISO9001




CC006A

HP	RPM	Voltage	Frame Size	Enclosure	Model Number	List * Price
5	1800	208-230/460	184T	TEFC	WWE5-18-184T	\$508.88
7.5	1800	208-230/460	213T	TEFC	WWE7.5-18-213T	\$700.57
10	1800	208-230/460	215T	TEFC	WWE10-18-215T	\$808.82
15	1800	208-230/460	254T	TEFC	WWE15-18-254T	\$1,199.85
20	1800	208-230/460	256T	TEFC	WWE20-18-256T	\$1,362.88
25	1800	208-230/460	284T	TEFC	WWE25-18-284T	\$1,893.18
30	1800	208-230/460	286T	TEFC	WWE30-18-286T	\$2,061.39
40	1800	208-230/460	324T	TEFC	WWE40-18-324T	\$2,688.65
50	1800	208-230/460	326T	TEFC	WWE50-18-326T	\$3,437.67
60	1800	208-230/460	364T	TEFC	WWE60-18-364T	\$4,540.99
75	1800	208-230/460	365T	TEFC	WWE75-18-365T	\$5,250.86

Screen Shaker Motors

- ▶ Specifically Designed For All Screen Shaker Applications
- ▶ 20 HP - 50 HP, 1200 and 1800 RPM
- ▶ High Starting Torque



ISO9001



CC006A

HP	RPM	Voltage	Frame Size	Enclosure	Model Number	List * Price
20	1800	208-230/460	256T	TEFC	WWE20-18-256T	\$1,362.88
20	1200	208-230/460	286T	TEFC	WWE20-12-286T	\$2,358.47
25	1800	208-230/460	284T	TEFC	WWE25-18-284T	\$1,893.18
25	1200	208-230/460	324T	TEFC	WWE25-12-324T	\$2,845.74
30	1800	208-230/460	286T	TEFC	WWE30-18-286T	\$2,061.39
30	1200	208-230/460	326T	TEFC	WWE30-12-326T	\$3,345.02
40	1800	208-230/460	324T	TEFC	WWE40-18-324T	\$2,688.65
40	1200	208-230/460	364T	TEFC	WWE40-12-364T	\$4,157.21
50	1800	208-230/460	326T	TEFC	WWE50-18-326T	\$3,437.67
50	1200	208-230/460	365T	TEFC	WWE50-12-365T	\$5,449.18